

SPAIN ASYLUM APPLICATIONS

1 Jan - 28 Feb 2023



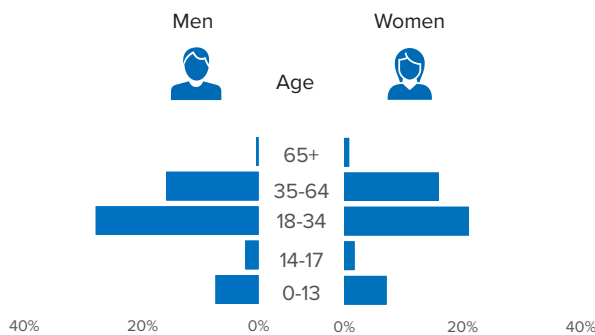
24,025 New asylum app. until 28 Feb 2023 ↑ 39% Dif. 2022

15% Recognition rate 51% Protection rate¹

140,985 Total Pending app.² ↑ 26% Dif. 2022

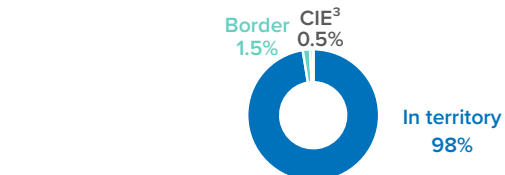
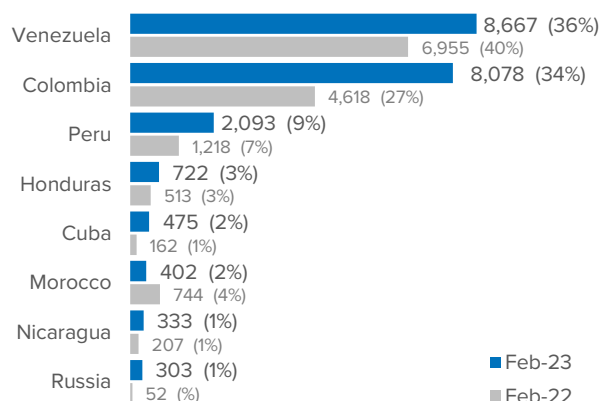
Number of asylum applications by gender/age²

Main provinces of asylum applications

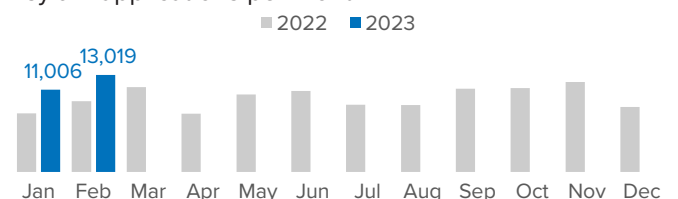


Most common nationalities of asylum applicants

Asylum applications by place of submission



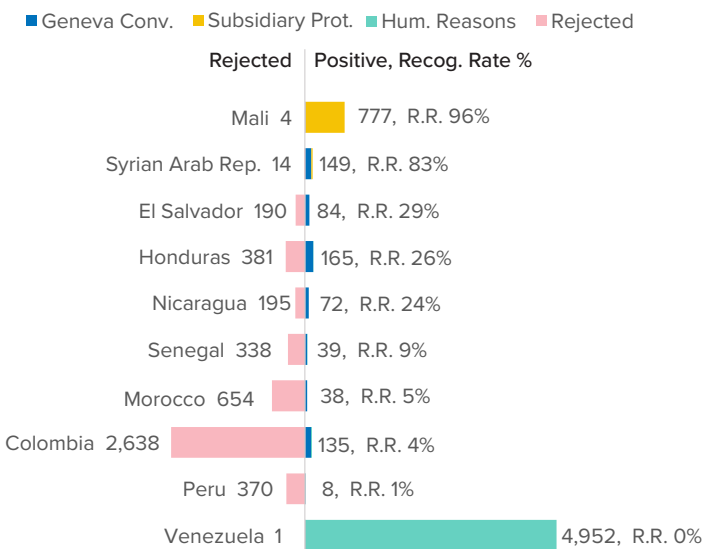
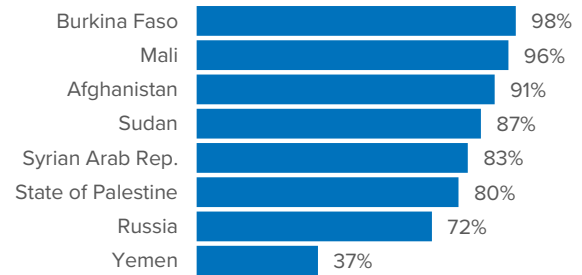
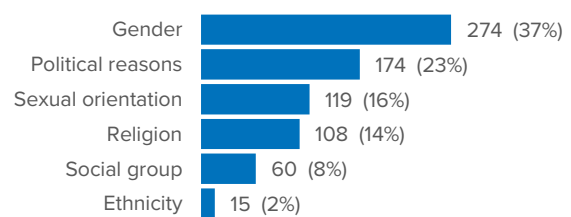
Asylum applications per month



Source: Unless otherwise indicated, provisional figures published by the Asylum and Refugee Office, Ministry of Interior, Spain.

¹Protection rate: Refugee status, subsidiary protection, and humanitarian reasons.

²Eurostat as of Feb 2023 ³CIE: Removal detention centre (In Spanish: *Centro de Internamiento de Extranjeros*, CIE)

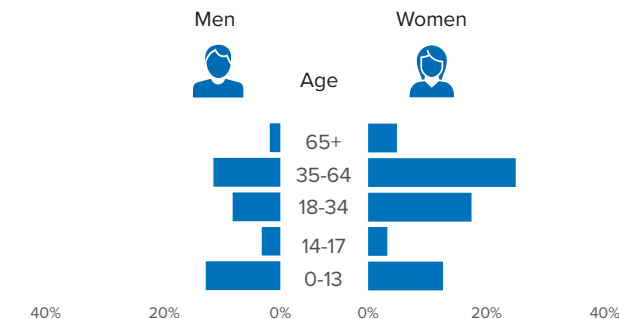
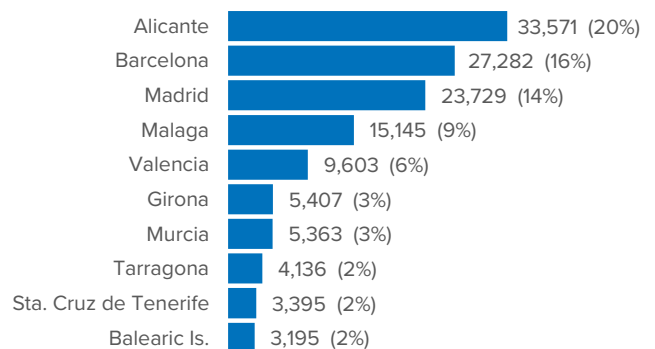
Eligibility Commission proposals⁴: 13,700

Countries with highest recognition rate⁵

Geneva Conv. Status by protection category


TEMPORARY PROTECTION

11 Mar 2022 - 28 Feb 2023

168,985 Temporary Protection app.⁶

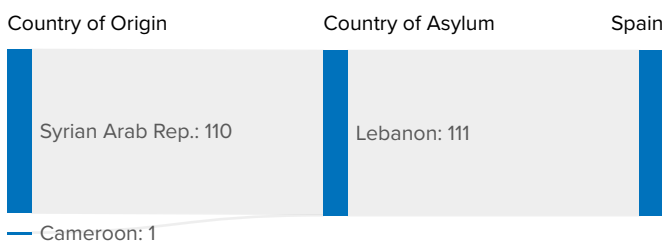
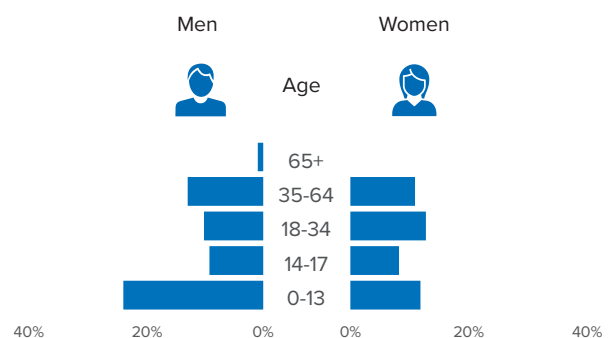
98% Ukrainians 2% Third country nationals

Number of temporary protection applications by gender/age

Main provinces of temporary protection applications


RESETTLEMENT

1 Jan - 28 Feb 2023

111 Refugees resettled in Spain⁷

Refugees resettled in Spain by country of origin and country of asylum

Refugees resettled in Spain by gender/age

⁴Proposals by the Interministerial Eligibility Commission recommended to the Minister of Interior.

⁵Only shows those countries with more than 0.25% of total proposals.

⁶Source: Ministry of Interior.

⁷For more information on countries of resettlement: [UNHCR Resettlement Data Finder](#)