Libya

Registration Dashboard (1 April 2023)

Legal Status: All | Urban or DC: All | Gender: All | Mantika: All

Key Figures

45,915 Individuals

6,507 Families

1,992 Female Headed Household

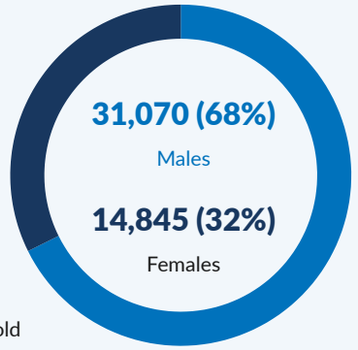

8,782 (19%) Boys	6,529 (14%) Girls
21,685 (47%) Men	7,997 (17%) Women
603 (1%) Elderly Men (+60)	319 (1%) Elderly Women (+60)

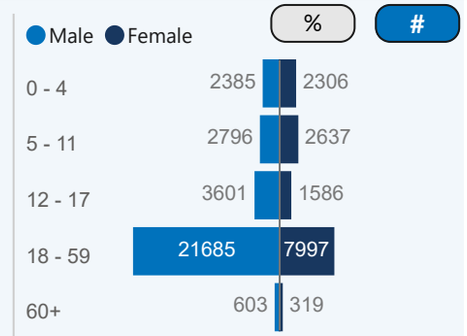

Place of Residence

Mantika	# of Individuals	% of Individuals
Tripoli	23,834	51.91%
Aljfara	9,127	19.88%
Misrata	3,638	7.92%
Azzawya	2,389	5.20%
Unknown	1,927	4.20%
Zwara	1,872	4.08%
Almargeb	1,333	2.90%
Benghazi	553	1.20%
Al Jabal Al Gharbi	404	0.88%
Sebha	197	0.43%
Al Jabal Al Akhdar	97	0.21%
Sirt	88	0.19%
Wadi Ashshati	87	0.19%
Nalut	72	0.16%
Ejdabia	63	0.14%
Tobruk	60	0.13%
Almarj	47	0.10%
Murzuq	45	0.10%
Derna	27	0.06%
Ubari	27	0.06%
Aljufra	16	0.03%
Alkufra	12	0.03%

New Registration / Closure

Refugee Trends

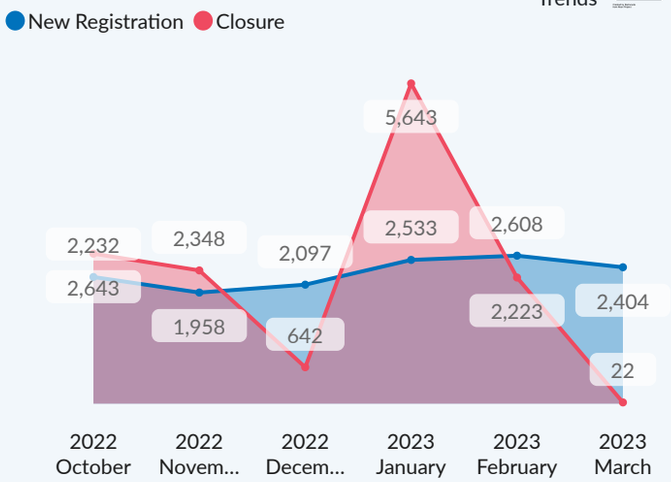

Country of Origin

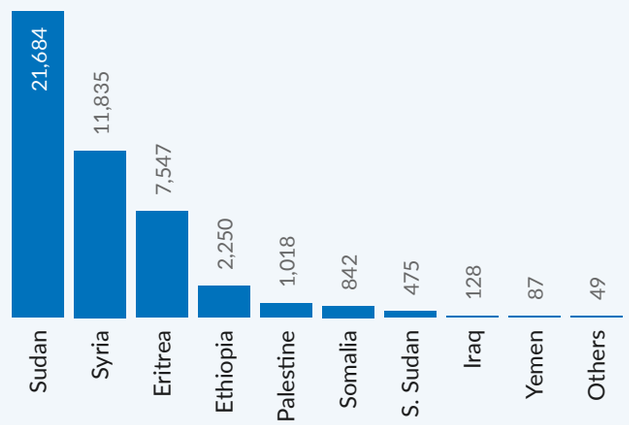

Education level in the country of origin

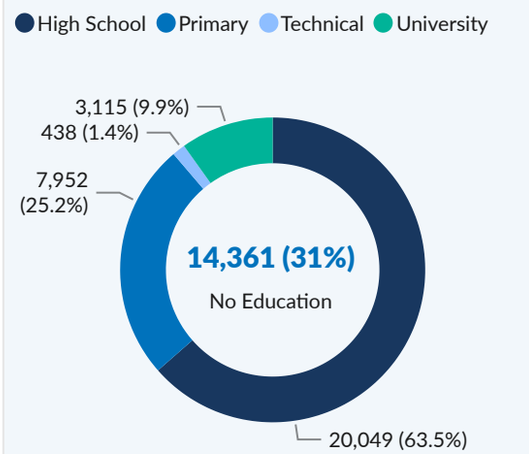

Specific Needs Categories

Categories	Individuals	% Value
Women at risk	1,963	4.28%
Unaccompanied or separated children	1,752	3.82%
Survivors of violence and/or torture	1,460	3.18%
Specific legal/protection needs	27,748	60.43%
Single parent or caregiver	651	1.42%
Serious medical condition	6,719	14.63%
Older person at risk	191	0.42%
Family unity	659	1.44%
Disability	633	1.38%
Child at risk	3,980	8.67%
_Total	32,133	69.98%

10,434

with Multiple SPN Categories

Occupation in the country of origin

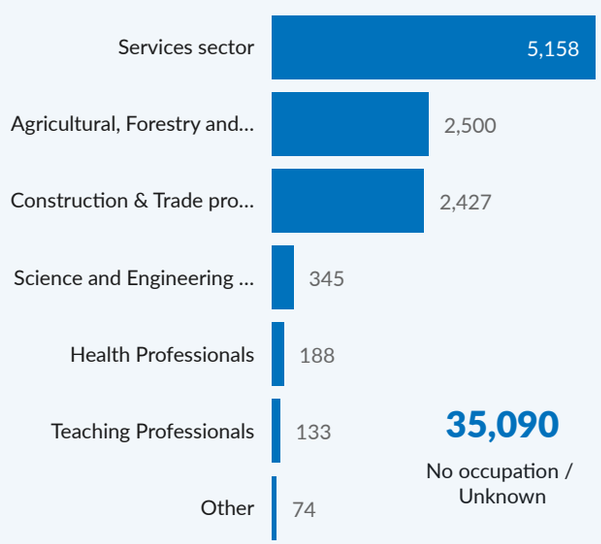

35,090

No occupation / Unknown

* data contains only adult population

Publication date: 1 Apr 2023; Source: UNHCR Libya; Contact: lbytunupdate@unhcr.org