Registered Refugees and Asylum-Seekers in Jordan - All

Updated date: 4/2/2023

Active Registered Refugees and Asylum-Seekers **741,450**

606,324	81.8%
135126	18.2%
37,103	5.0%
362,006	48.8%
342,341	46.2%

Age and Gender

Gender	0-4	5-11	12-17	18-35	36-59	60+
Male	44,947	72,865	57,629	110,136	72,488	16,207
Female	43,426	68,926	54,548	104,783	74,599	20,896
Total	**88,373**	**141,791**	**112,177**	**214,919**	**147,087**	**37,103**
	11.9%	19.1%	15.1%	29.0%	19.8%	5.0%

Biometric Statistics

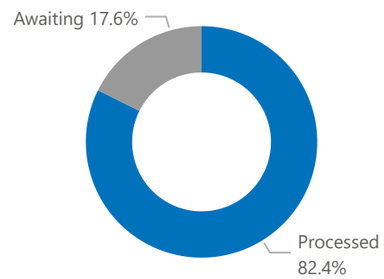

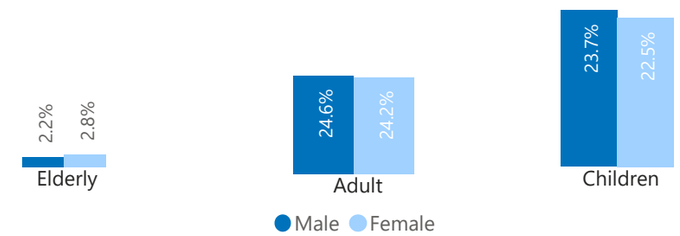

Origin Country

SOM	593	0.1%
other	1,195	0.2%
SUD	5,163	0.7%
YEM	12,772	1.7%
IRQ	61,081	8.2%
SYR	660,646	89.1%

Specific Needs

Serious medical condition	96,594	13.0%
Disability	45,146	6.1%
Specific legal and physical protection needs	31,814	4.3%
Child at risk	27,203	3.7%
Single parent	17,065	2.3%
Woman at risk	13,095	1.8%
Older person at risk	7,369	1.0%
Unaccompanied or separated child	1,940	0.3%

** An individual can have more than one specific need*

Individuals with Specific Needs	170,727	23.0%

Year of Arrival

Pre 2011	22,386	3.9%
2011	21,628	3.8%
2012	135,646	23.8%
2013	234,587	41.1%
2014	73,386	12.9%
2015	23,996	4.2%
2016	33,077	5.8%
2017	10,234	1.8%
2018	9,583	1.7%
2019	2,853	0.5%
2020	2,433	0.4%
2021	867	0.2%
2022	244	0.0%
2023	9	0.0%

** The new arrivals excludes newborn babies who are represented under the registration trend.*

Registration Trend

Pre - 2011	142,895	10.2%
2011	10,988	0.8%
2012	134,855	9.6%
2013	675,321	48.3%
2014	145,765	10.4%
2015	55,247	4.0%
2016	67,719	4.8%
2017	41,333	3.0%
2018	38,811	2.8%
2019	23,922	1.7%
2020	13,828	1.0%
2021	24,380	1.7%
2022	18,148	1.3%
2023	4,568	0.3%

Registration Trend Quarterly

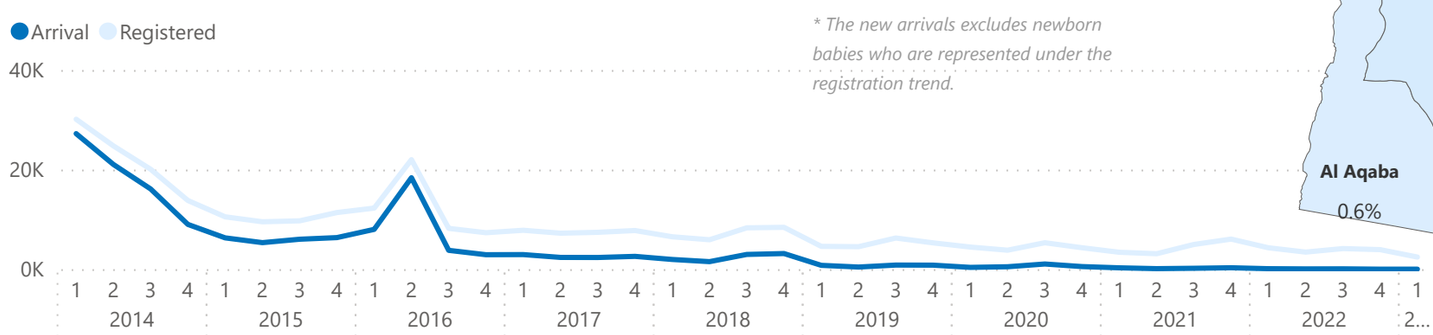

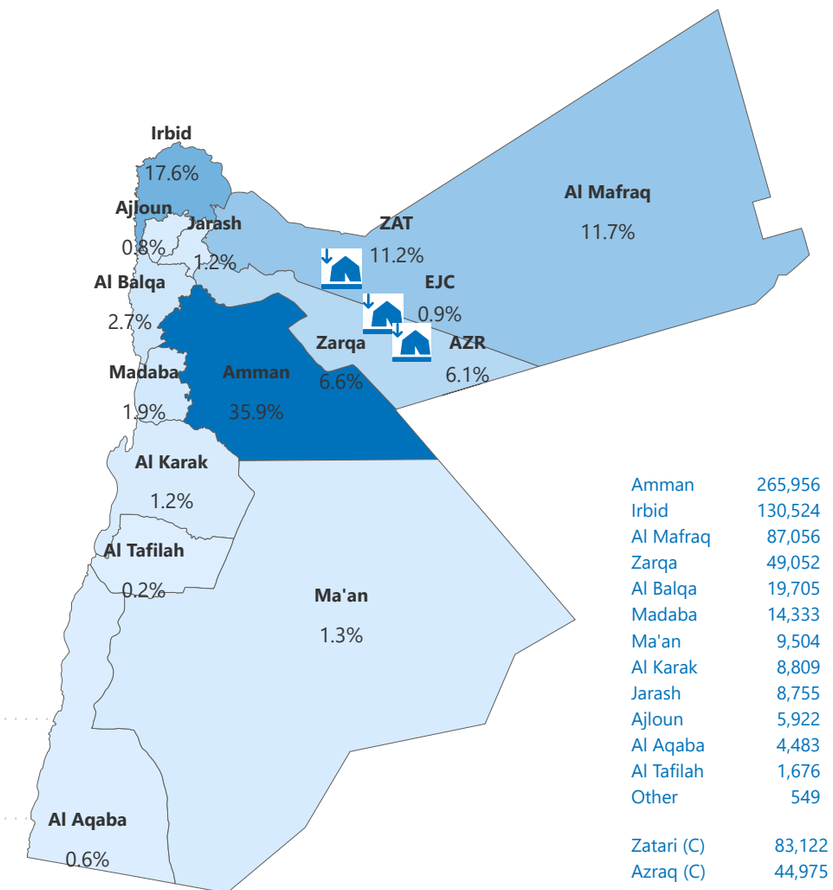

Amman	265,956
Irbid	130,524
Al Mafraq	87,056
Zarqa	49,052
Al Balqa	19,705
Madaba	14,333
Ma'an	9,504
Al Karak	8,809
Jarash	8,755
Ajloun	5,922
Al Aqaba	4,483
Al Tafilah	1,676
Other	549
Zatari (C)	83,122
Azraq (C)	44,975
EJ (C)	6,722
Garden Camp	307

Analyzed by Data Analysis Group | Jordan
Feedback: Asghar@unhcr.org

Registered Refugees and Asylum-Seekers in Jordan - SYR

Updated date: 4/2/2023

Active Registered Refugees and Asylum-Seekers **660,646**

	525,523	79.5%
	135123	20.5%
	27,804	4.2%
	311,925	47.2%
	320,917	48.6%

Age and Gender

Gender	0-4	5-11	12-17	18-35	36-59	60+
Male	43,281	68,291	52,746	94,657	58,671	11,629
Female	41,853	64,632	50,114	94,043	64,554	16,175
Total	**85,134**	**132,923**	**102,860**	**188,700**	**123,225**	**27,804**
	12.9%	20.1%	15.6%	28.6%	18.7%	4.2%

Biometric Statistics

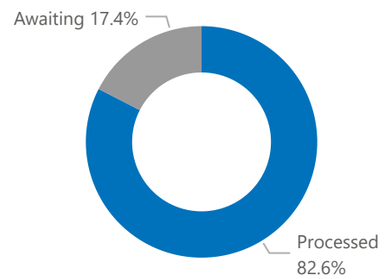

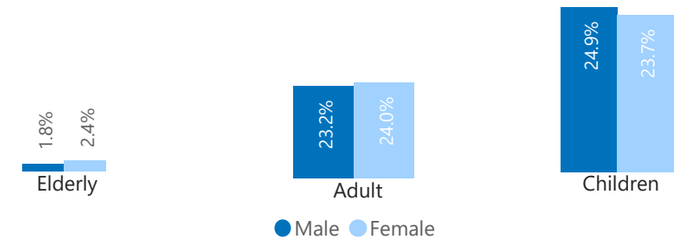

Origin Country

SYR	660,646	100.0%

Specific Needs

Serious medical condition	82,037	12.4%
Disability	40,508	6.1%
Specific legal and physical protection needs	28,661	4.3%
Child at risk	25,691	3.9%
Single parent	15,630	2.4%
Woman at risk	10,609	1.6%
Older person at risk	6,300	1.0%
Unaccompanied or separated child	1,857	0.3%

** An individual can have more than one specific need*

Individuals with Specific Needs	150,523	22.8%

Year of Arrival

Pre 2011	9,908	2.0%
2011	19,639	4.0%
2012	132,884	26.7%
2013	228,566	46.0%
2014	56,772	11.4%
2015	13,529	2.7%
2016	23,839	4.8%
2017	3,093	0.6%
2018	2,712	0.5%
2019	2,606	0.5%
2020	2,310	0.5%
2021	811	0.2%
2022	228	0.0%
2023	5	0.0%

** The new arrivals excludes newborn babies who are represented under the registration trend.*

Registration Trend

Pre - 2011	1,424	0.1%
2011	2,361	0.2%
2012	130,047	11.3%
2013	667,371	57.8%
2014	121,349	10.5%
2015	41,014	3.6%
2016	53,604	4.6%
2017	28,672	2.5%
2018	27,527	2.4%
2019	22,280	1.9%
2020	13,269	1.2%
2021	23,134	2.0%
2022	17,288	1.5%
2023	4,348	0.4%

Registration Trend Quarterly

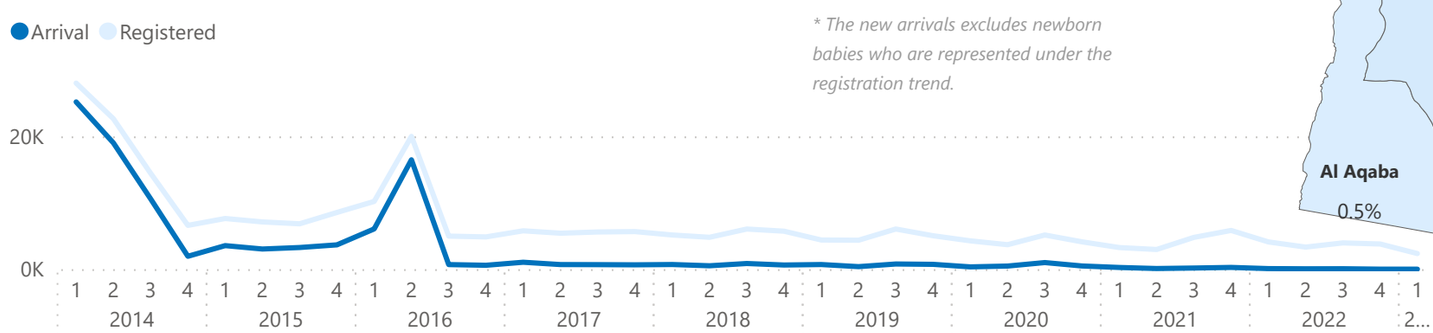

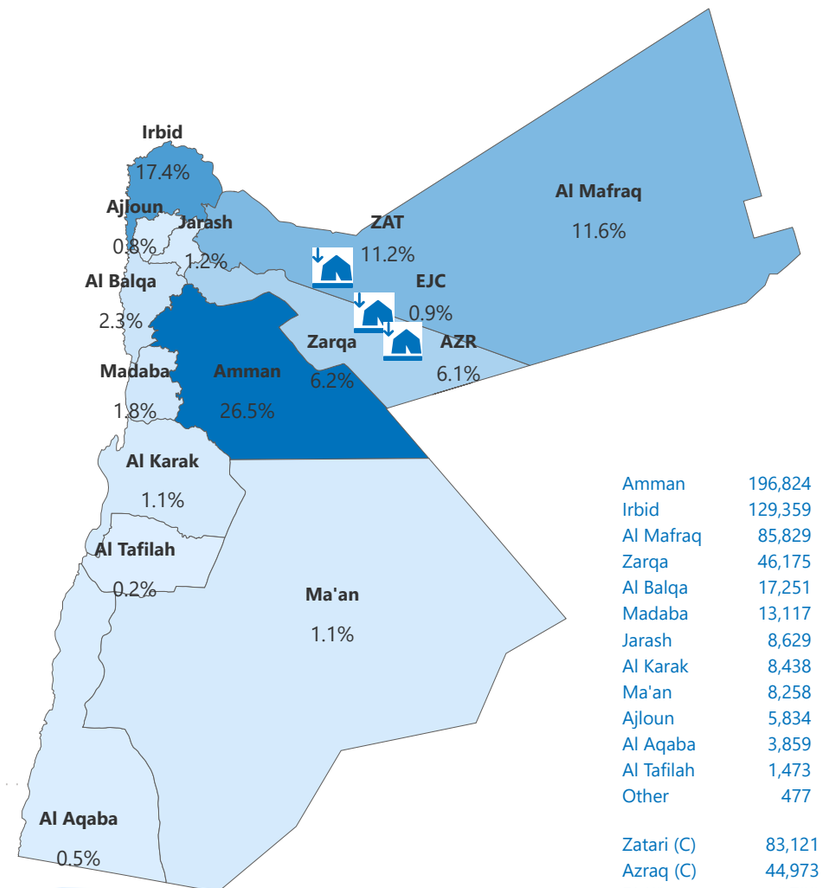

Amman	196,824
Irbid	129,359
Al Mafraq	85,829
Zarqa	46,175
Al Balqa	17,251
Madaba	13,117
Jarash	8,629
Al Karak	8,438
Ma'an	8,258
Ajloun	5,834
Al Aqaba	3,859
Al Tafilah	1,473
Other	477
Zatari (C)	83,121
Azraq (C)	44,973
EJ (C)	6,722
Garden Camp	307

Analyzed by Data Analysis Group | Jordan
Feedback: Asghar@unhcr.org

Registered Refugees and Asylum-Seekers in Jordan - IRQ

Updated date: 4/2/2023

Active Registered Refugees and Asylum-Seekers **61,081**

	61,079	100.0%
	2	0.0%
	8,251	13.5%
	36,821	60.3%
	16,009	26.2%

Age and Gender

Gender	0-4	5-11	12-17	18-35	36-59	60+
Male	547	3,601	4,216	10,038	9,341	3,803
Female	503	3,338	3,804	8,739	8,703	4,448
Total	**1,050**	**6,939**	**8,020**	**18,777**	**18,044**	**8,251**
	1.7%	11.4%	13.1%	30.7%	29.5%	13.5%

Biometric Statistics

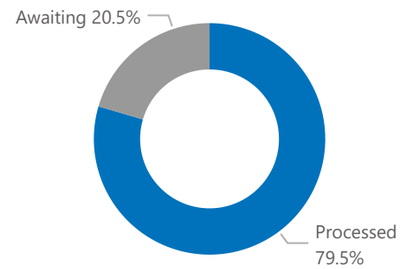

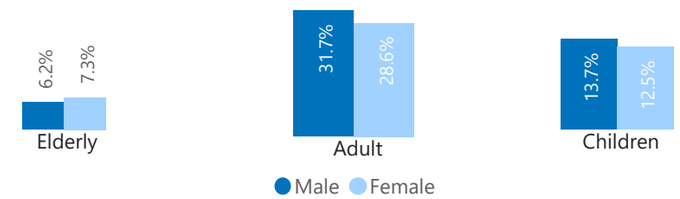

Origin Country

IRQ	61,081	100.0%

Specific Needs

Serious medical condition	10,759	17.6%
Disability	3,287	5.4%
Woman at risk	1,953	3.2%
Specific legal and physical protection needs	1,817	3.0%
Child at risk	1,313	2.1%
Single parent	1,146	1.9%
Older person at risk	951	1.6%
Unaccompanied or separated child	61	0.1%

** An individual can have more than one specific need*

Individuals with Specific Needs	14,772	24.2%

Year of Arrival

Pre 2011	11,121	19.4%
2011	1,526	2.7%
2012	1,925	3.4%
2013	4,112	7.2%
2014	15,089	26.4%
2015	7,424	13.0%
2016	8,000	14.0%
2017	5,379	9.4%
2018	2,424	4.2%
2019	93	0.2%
2020	64	0.1%
2021	14	0.0%
2022	5	0.0%
2023	4	0.0%

** The new arrivals excludes newborn babies who are represented under the registration trend.*

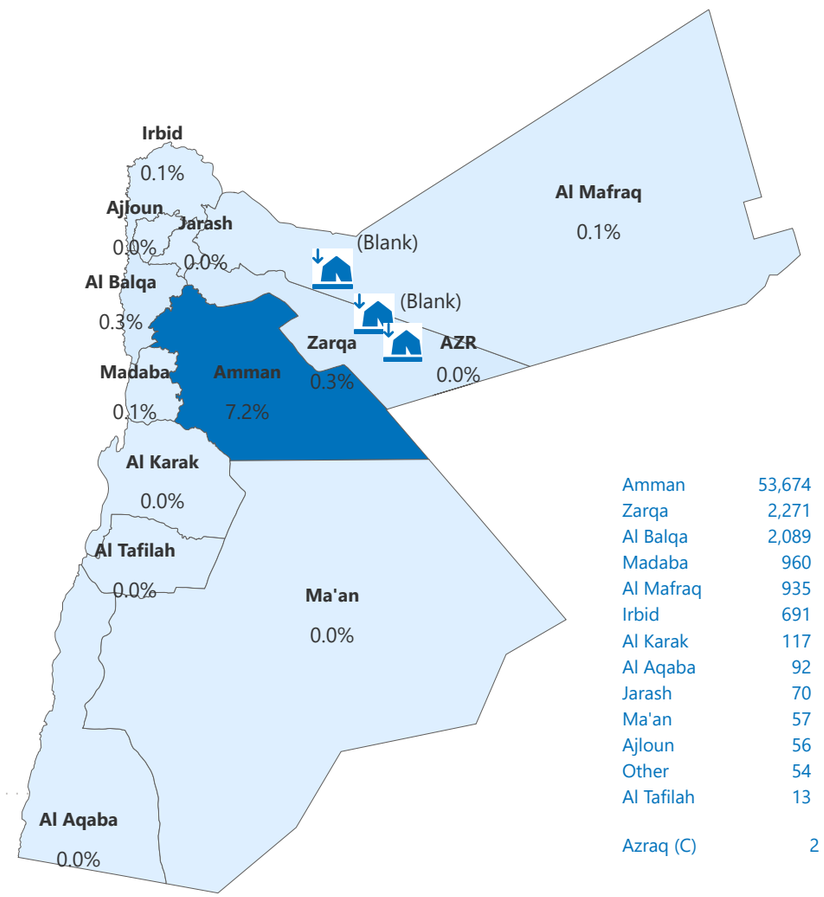

Amman	53,674
Zarqa	2,271
Al Balqa	2,089
Madaba	960
Al Mafraq	935
Irbid	691
Al Karak	117
Al Aqaba	92
Jarash	70
Ma'an	57
Ajloun	56
Other	54
Al Tafilah	13
Azraq (C)	2

Registration Trend

Pre - 2011	133,236	65.3%
2011	7,770	3.8%
2012	4,088	2.0%
2013	5,396	2.6%
2014	21,535	10.6%
2015	9,869	4.8%
2016	10,560	5.2%
2017	7,070	3.5%
2018	3,220	1.6%
2019	431	0.2%
2020	127	0.1%
2021	425	0.2%
2022	213	0.1%
2023	47	0.0%

Registration Trend Quarterly

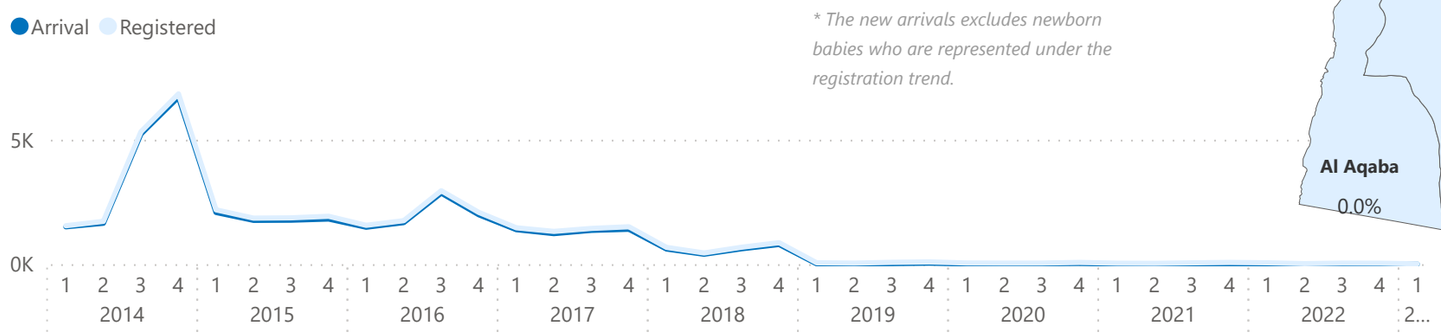

Analyzed by Data Analysis Group | Jordan
Feedback: Asghar@unhcr.org

Registered Refugees and Asylum-Seekers in Jordan - Other

Updated date: 4/2/2023

Active Registered Refugees and Asylum-Seekers **19,723**

	19,722	100.0%
	1	0.0%
	1,048	5.3%
	13,260	67.2%
	5,415	27.5%

Age and Gender

Gender	0-4	5-11	12-17	18-35	36-59	60+
Female	1,070	956	630	2,001	1,342	273
Male	1,119	973	667	5,441	4,476	775
Total	**2,189**	**1,929**	**1,297**	**7,442**	**5,818**	**1,048**
	11.1%	9.8%	6.6%	37.7%	29.5%	5.3%

Biometric Statistics

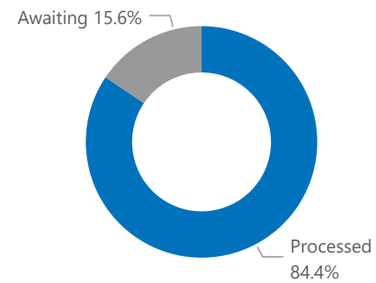

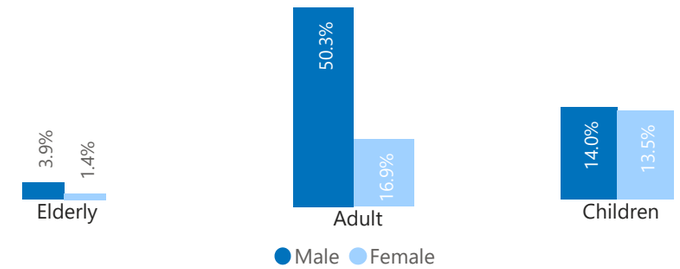

Origin Country

SOM	593	3.0%
other	1,195	6.1%
SUD	5,163	26.2%
YEM	12,772	64.8%

Specific Needs

Serious medical condition	3,798	19.3%
Disability	1,351	6.8%
Specific legal and physical protection needs	1,336	6.8%
Woman at risk	533	2.7%
Single parent	289	1.5%
Child at risk	199	1.0%
Older person at risk	118	0.6%
Unaccompanied or separated child	22	0.1%

** An individual can have more than one specific need*

Individuals with Specific Needs	5,432	27.5%

Year of Arrival

Pre 2011	1,357	8.1%
2011	463	2.7%
2012	837	5.0%
2013	1,909	11.3%
2014	1,525	9.1%
2015	3,043	18.1%
2016	1,238	7.3%
2017	1,762	10.5%
2018	4,447	26.4%
2019	154	0.9%
2020	59	0.4%
2021	42	0.2%
2022	11	0.1%
2023	0	0.0%

** The new arrivals excludes newborn babies who are represented under the registration trend.*

Registration Trend

Pre - 2011	8,235	20.5%
2011	857	2.1%
2012	720	1.8%
2013	2,554	6.4%
2014	2,881	7.2%
2015	4,364	10.9%
2016	3,555	8.9%
2017	5,591	13.9%
2018	8,064	20.1%
2019	1,211	3.0%
2020	432	1.1%
2021	821	2.0%
2022	647	1.6%
2023	173	0.4%

Registration Trend Quarterly

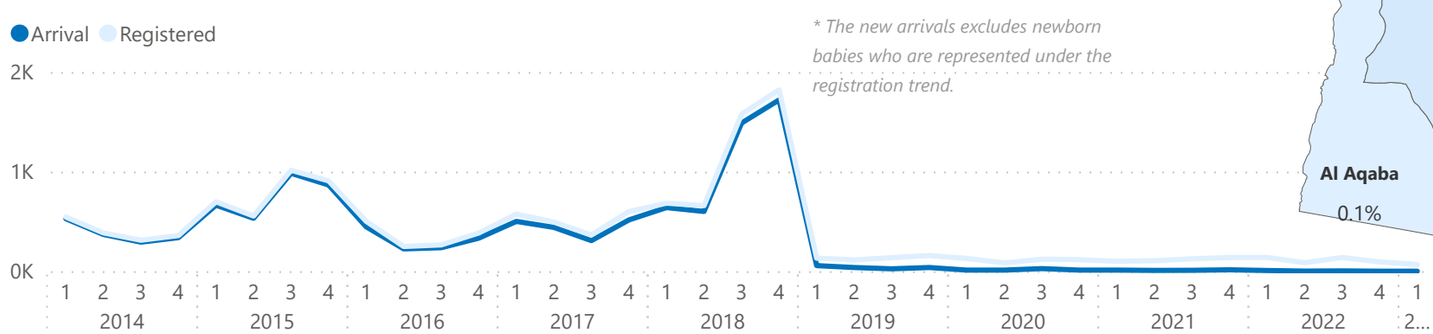

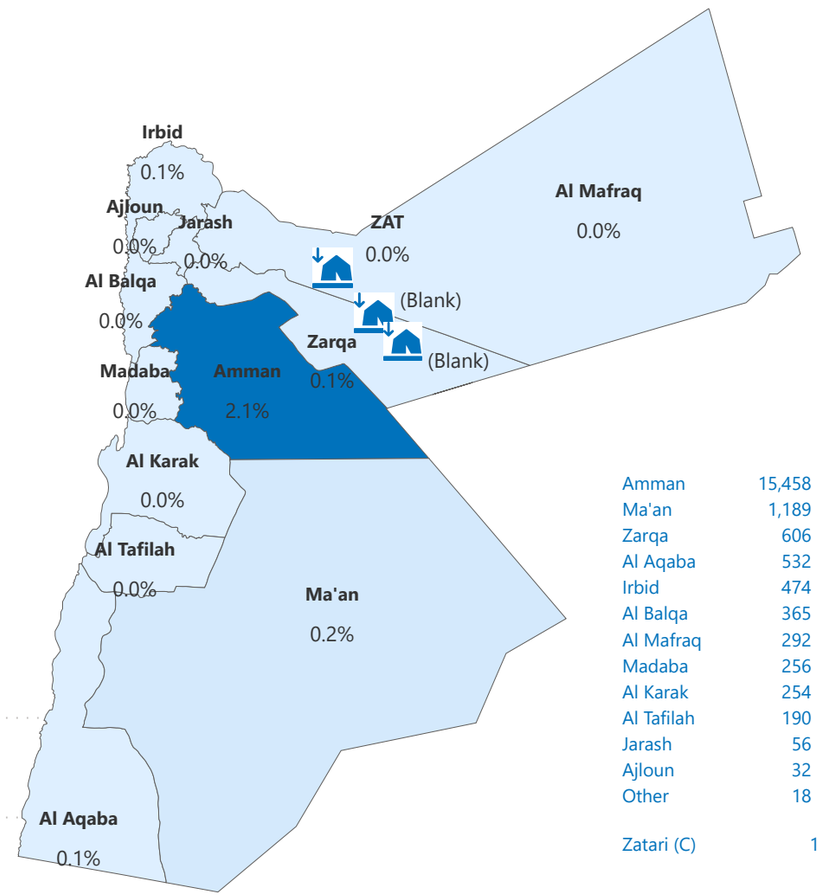

Amman	15,458
Ma'an	1,189
Zarqa	606
Al Aqaba	532
Irbid	474
Al Balqa	365
Al Mafraq	292
Madaba	256
Al Karak	254
Al Tafilah	190
Jarash	56
Ajloun	32
Other	18
Zatari (C)	1

Analyzed by Data Analysis Group | Jordan
Feedback: Asghar@unhcr.org