

- Key findings
- Refugee profiles
- Displacement patterns
- Access to rights in host country #1
- Access to rights in host country #2

Country: Slovakia | Date of interview: All | Date of arrival: All | Top 10 oblasts of o...: All | Household type: All

To strengthen and promote an evidence-based protection response, UNHCR and its partners in Hungary, Republic of Moldova, Poland, Romania and Slovakia have been implementing a Protection Profiling and Monitoring exercise to regularly collect and analyze data about the profiles, protection risks and needs of refugees from Ukraine and monitor changes over time. In October 2022 a revised questionnaire was rolled out. This dashboard presents the main findings based on **3,104 interviews** conducted between **October 2022 and mid-March 2023**.

# of respondents

3,104

# of household members

6,582

**Methodology**

Individual interviews are carried out in different locations, including border and transit locations, reception and transit centres, collective sites, assistance points and community centers. Trained enumerators digitally collect the data through Kobo Toolbox, which is safely stored in UNHCR server.

While respondents are randomly selected to reduce bias, non-probability sampling is used and results cannot necessarily be extrapolated to the population of refugees from Ukraine as a whole.

**Sample by country**



**KEY FINDINGS**

**Nationality**

99 %

of respondents were Ukrainian nationals

**Gender**

85 %

of respondents were females

**Age**

53

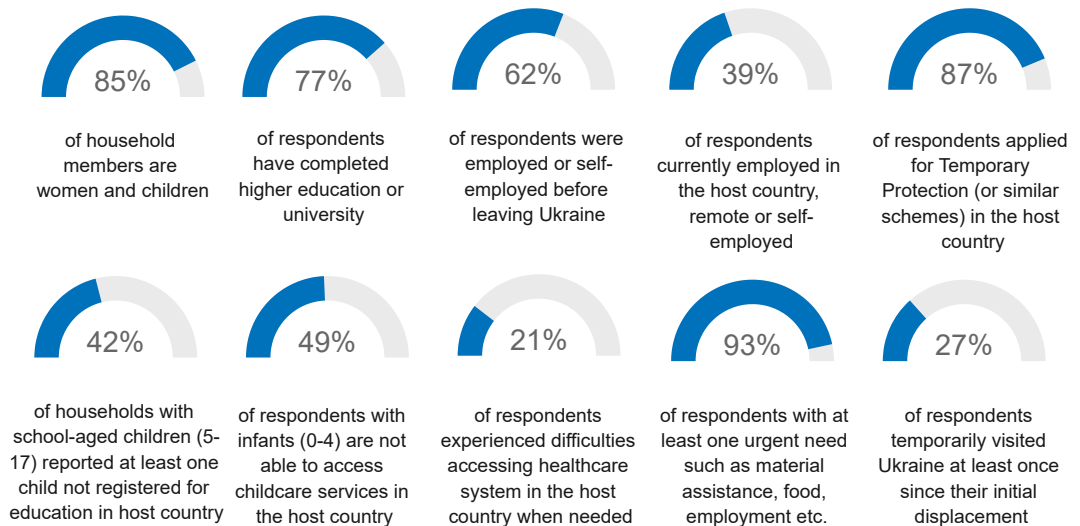
average age of the respondent

**Household size**

2.1

average size of the household

Published February, 2023



**Acknowledgements**

We are grateful for the extensive involvement and support of UNHCR's partners, in particular: Human Rights League, IFRC, InterSOS, Law Center of Advocates (CDA), Mareena, People in Need, REACH, Romanian National Council for Refugees (CNRR), Slovak Humanitarian Council and Charity Center for Refugees.

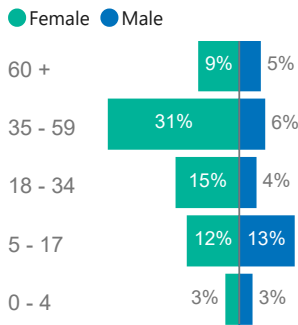
We are also grateful for the support of local authorities, civil society, international organizations and donors. Most importantly, UNHCR would like to acknowledge the resilience and strength of refugees from Ukraine, who continue to share with us their challenges, fears and hopes.

- Key findings
- Refugee profiles
- Displacement patterns
- Access to rights in host country #1
- Access to rights in host country #2

Country:  | Date of interview:  | Date of arrival:  | Top 10 oblasts of ori...:  | Household type:

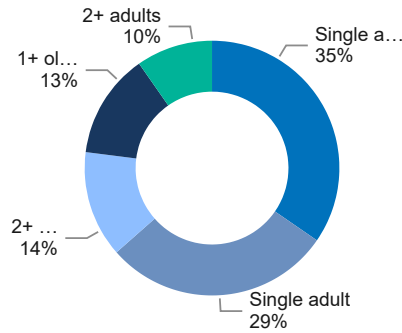
**HOUSEHOLD CHARACTERISTICS**

**Household members by age group and gender\*\***



Note: including the respondent

**Household type\*\***



**Separated children**

**2 %**

of households indicated having children who are separated from both parents

**Specific needs**

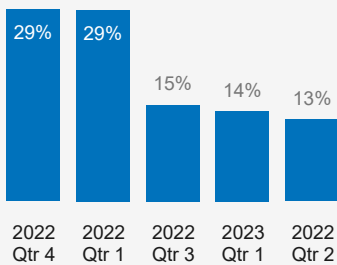
**13 %**

of households indicated having at least one family with specific needs such as disabilities or serious medical conditions

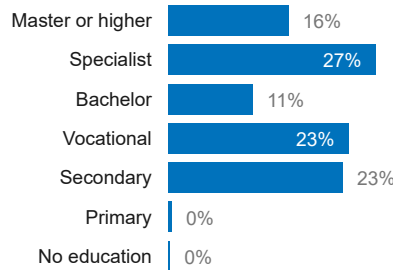
Note: disability includes difficulties walking, seeing, hearing, remembering, communicating or self-care

**RESPONDENT PROFILE**

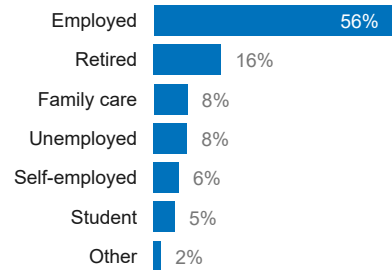
**Date of departure from Ukraine\*\***



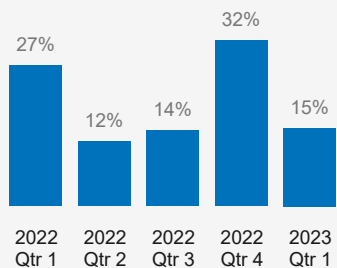
**Education level\*\***



**Main activity in Ukraine\*\***

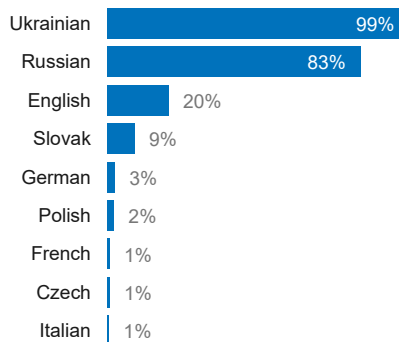


**Date of arrival to the current host country\*\***

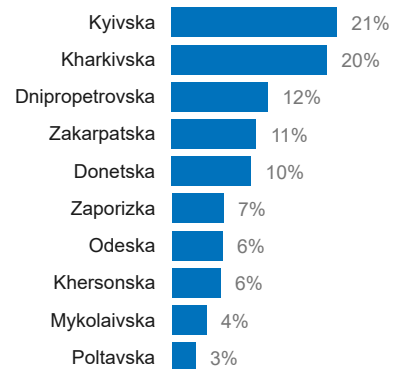


Note: Q1 includes Feb 24th - March 31st 2022

**Top languages spoken\***



**Top oblasts of origin\*\***



\* Multiple responses were possible, so percentages can go over 100% when added.

\*\* Due to rounding some percent totals do not add up to 100%.

- Key findings
- Refugee profiles
- Displacement patterns
- Access to rights in host country #1
- Access to rights in host country #2

Country:  | Date of interview:  | Date of arrival:  | Top 10 oblasts of ori...:  | Household type:

PLACE OF ORIGIN

# Respondents by oblast of origin



TEMPORARY VISIT TO UKRAINE

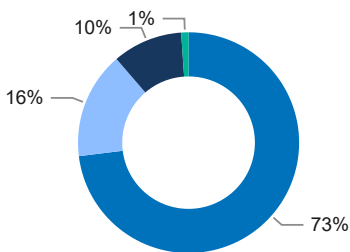
**Plans of temporary visit**

**8 %**

of respondents are planning a temporary visit to Ukraine in the next 3 months

**Number of times visited Ukraine**

● Never ● Once ● 2-4 times ● 5+ times

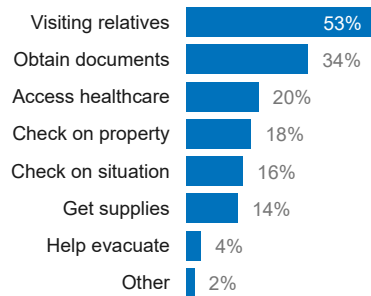


**Temporary visit**

**27 %**

of respondents visited Ukraine at least once since their initial departure

**Main reasons for temporary visit**



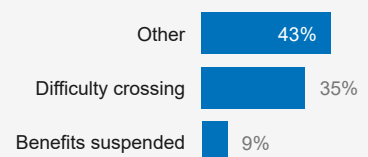
Note: out of those who indicated visiting Ukraine at least once

**Difficulties returning to host country**

**3 %**

of respondents faced issues returning to their current host country

**Difficulties faced when returning from Ukraine**



Note: out of those who indicated they experienced difficulties when returning to Ukraine

\*\* Multiple responses were possible, so percentages can go over 100% when added.

\*\* Due to rounding some percent totals do not add up to 100%.

- Key findings
- Refugee profiles
- Displacement patterns
- Access to rights in host country #1
- Access to rights in host country #2

Country: Slovakia | Date of interview: All | Date of arrival: All | Top 10 oblasts of ori...: All | Household type: All

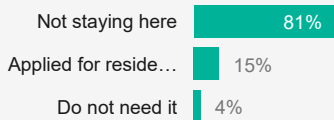
**LEGAL STATUS & DOCUMENTATION**

**Temporary Protection**

**88 %**

of respondents have applied for Temporary Protection in the host country

**Top reasons for not applying\*\***

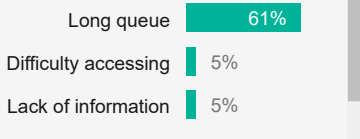


**Application status**

**96 %**


of respondents who applied for Temporary Protection have received a positive decision

**Top application challenges\***

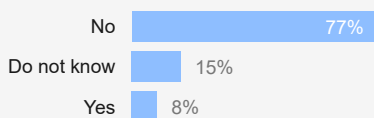


*Note: figures related to Temporary Protection do not apply for Moldova*

**Top missing documents\***



**Ability to replace documents in the host country\*\***



**Households with school-aged children**

**38 %**

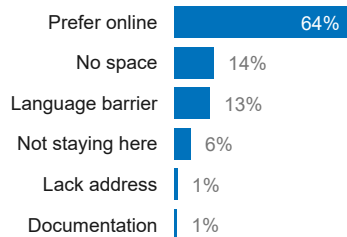
of households include children between 5 to 17 years old

**Children education**

**42 %**

of households with school-aged children reported at least one child **not registered** for education in host country

**Main reasons not enrolled in host country\***



*Note: out of those who indicated at least one child not attending school in host country*

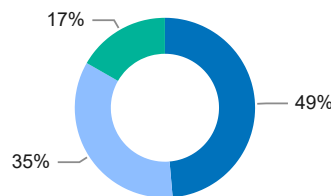
**Households with infants**

**11 %**

of households include infants between 0 to 4 years old

**Access to childcare for families with infants (0 - 4)\*\***

● No ● Yes ● Do not know

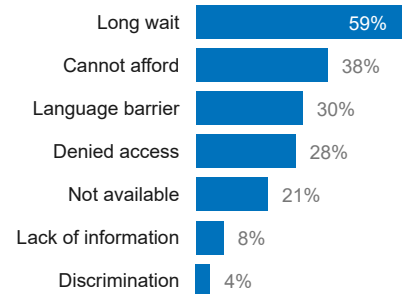


**Access to healthcare**

**21 %**

of respondents in need of healthcare **experienced difficulties**

**Main difficulties accessing healthcare system\***



*Note: out of those who indicated experiencing difficulties accessing healthcare*

**Temporary Protection Directive**

UNHCR has a particular interest in the implementation of the Temporary Protection Directive (TPD) in view of the specific role afforded to it under the Directive, and its mandate to provide international protection to refugees. In 2022 UNHCR carried out research in 26 countries applying the TPD and surveyed refugees about their experiences in accessing their rights under the Directive. National authorities, local municipalities, partner organizations and NGOs assisting refugees from Ukraine were also consulted for the research, leading to the report [The implementation of the Temporary Protection Directive – six months on](#). Findings highlight the often interdependent administrative, practical, and legal barriers to refugees' enjoyment of rights under the Directive. Persons with specific needs were found to face increased obstacles in accessing their rights, with a lack of systematic identification processes a root cause.

\* Multiple responses were possible, so percentages can go over 100% when added.

\*\* Due to rounding some percent totals do not add up to 100%.

Key findings | Refugee profiles | Displacement patterns | Access to rights in host country #1 | **Access to rights in host country #2**

Country: Slovakia | Date of interview: All | Date of arrival: All | Top 10 oblasts of ori...: All | Household type: All

**Urgent needs**

**93 %**

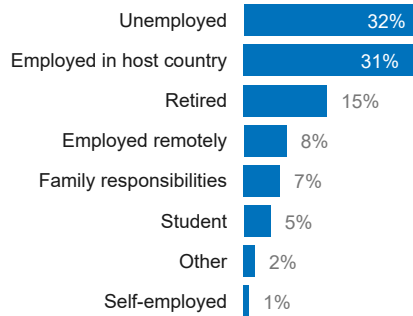
of respondents have at least one urgent need

**Preferred modality of assistance**

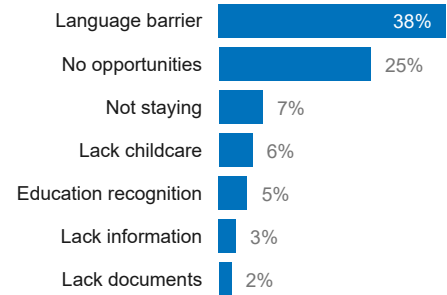
**74 %**

of those who have urgent needs prefer to receive support as cash

**Current main activity\*\***



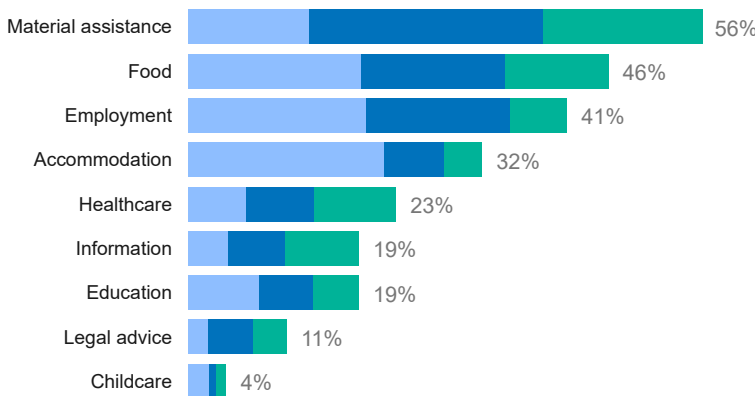
**Main reasons of unemployment\***



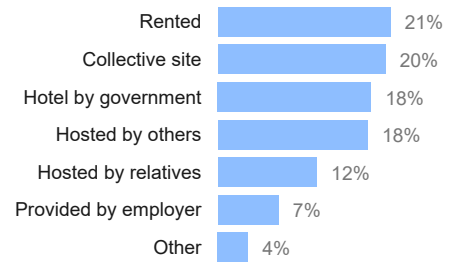
Note: out of those who indicated being unemployed

**Top 10 urgent needs\***

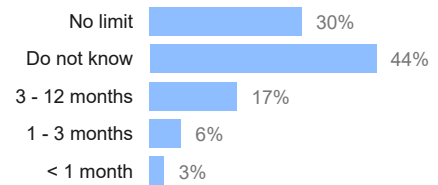
● 1st choice ● 2nd choice ● 3rd choice



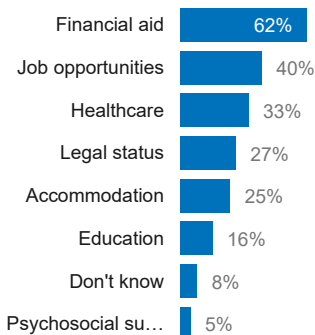
**Current accommodation\*\***



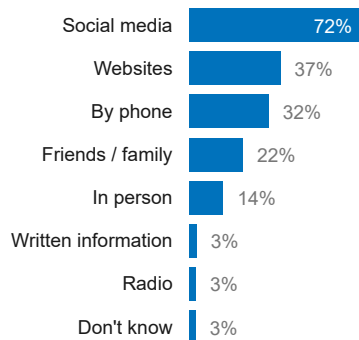
**Accommodation: Length of stay\*\***



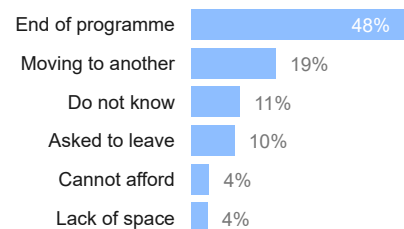
**Information needs\***



**Preferred information channel\***



**Main reasons for having to leave accommodation within 3 months\***



\* Multiple responses were possible, so percentages can go over 100% when added.

\*\* Due to rounding some percent totals do not add up to 100%.