

### STRATEGIC OBJECTIVES

- Inclusion of refugees in the national education system
- Ensure access to safe, protective, and inclusive learning environment
- Improve quality of teaching and school management

### PROGRESS/ACHIEVEMENTS

- During the reporting period, results of Grade-8 students' national exams of 2021/2022 academic year were released. 97.6% of Grade-8 refugee children and youth in Gambella region passed the exam and were transitioned to secondary education.
- Following a joint mission of the Ministry of Education, RRS and UNHCR in collaboration with DICAC and UNICEF in August 2022, the process to progressively transfer refugee secondary schools under the Regional Education Bureau (REB) was initiated. It was decided that Jewi secondary school will be the first secondary school in Gambella region integrated into the national education system by the end of the 2022/2023 academic year.

### CHALLENGES

- Continuous decrease in funding represents a major challenge for the Education Sector to ensure the continuity of education services at all grade levels, while the demand keeps increasing.
- Through education field monitoring visits in refugee camps, jointly carried out by RRS and UNHCR together with PIE and UNICEF, important gaps regarding Water, Sanitation, and Hygiene (WASH) in schools have been noticed, such as shortage of water, latrines in dire condition, lack of handwashing facilities, and so forth.

### WAY FORWARD

- A mapping of all existing schools and learning centers will be conducted in refugee camps/settlement and nearby host communities to enhance education programming and resource mobilization with the aim to ensure continuity of education services and support the progressive inclusion of refugees in the national education system.
- Collaboration and coordination with other sectors, including the WASH sector, will continue being strengthened to enhance refugees' learning environment and ensure that the latter is safe and conducive.



**0.68** overall  
Gender Parity Index (GPI)  
Standard:  $\geq 0.97$  and  $\leq 1.03$



**38%**  
teachers qualified



**1:84** Standard: 1:40  
Teacher Pupil Ratio (TPR)  
for secondary education



**1:127** Standard: 1:40  
Classroom Pupil Ratio (CPR)  
for secondary education

#### Teacher qualifications by education level

**1,569** Teachers  
Refugees 1,251 (80%)  
Nationals 318 (20%)

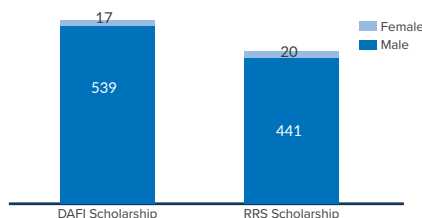
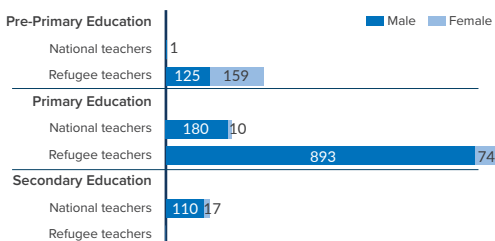
**62%**  
of refugee teachers  
are not qualified

#### Tertiary Scholarships

**1,017**  
beneficiaries

**Female**  
37 (4%)

**Male**  
980 (96%)



#### Indicators by education level

✓ Standard met ⚠ Standard borderline ✗ Critical

	Gross Enrolment Rate (GER)	Gender Parity Index (GPI)	Classroom Pupil Ratio (CPR)	Teacher Pupil Ratio (TPR)	Latrines Pupil Ratio	Textbook Pupil Ratio	% Teachers qualified
Pre Primary Education	✗ 40%	✗ 0.89	✗ 1:101	✗ 1:79	✗ 1:124	NA	✗ 0%
Primary Education	✗ 57%	✗ 0.70	✗ 1:115	⚠ 1:59	✗ 1:153	✗ 0:1	✗ 40%
Secondary Education	✗ 25%	✗ 0.28	✗ 1:127	✗ 1:84	✗ 1:144	✗ 5:1	✓ 100%

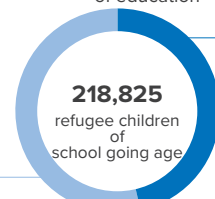


### PARTNERSHIP

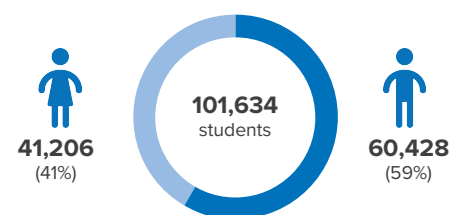
**7 Organisations**

- Refugees and Returnees Service (RRS)
- United Nations Children's Fund (UNICEF)
- United Nations High Commissioner for Refugees (UNHCR)
- Development and Inter-Church Aid Commission (DICAC)
- Finnish Refugee Council (FRC)
- Plan International Ethiopia (PIE)
- Save the Children International (SCI)

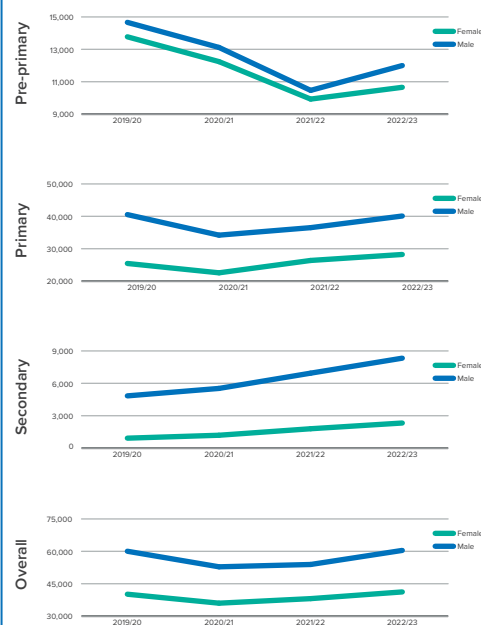
**46% (101,634 children)**  
are enrolled in all levels  
of education



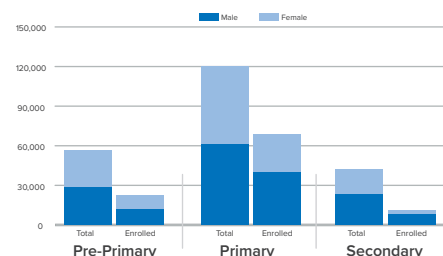
**54% (117,191 children)**  
are out of school



#### Enrollment trends



#### Total school age children VS enrolled by education level



## ENROLLMENT

	Pre-Primary					Primary					Secondary				
	Boys	Girls	Total	GER*	NER**	Boys	Girls	Total	GER*	NER**	Boys	Girls	Total	GER*	NER**
Akula	21	15	36	11%	10%	107	84	191	33.1%	21.7%	n/a	n/a	n/a	n/a	n/a
Jewi	1,805	1,783	3,588	39.3%	39.3%	6,110	4,748	10,858	51.6%	39.8%	1,892	607	2,499	28.3%	16.8%
Kule	2,248	1,995	4,243	57.2%	57.2%	8,512	6,516	15,028	98.4%	84.8%	2,466	720	3,186	51.6%	19.2%
Nguenyyiel	2,613	1,939	4,552	23.7%	23.7%	11,865	6,827	18,692	46.9%	31.2%	1,623	188	1,811	17.9%	2.6%
Tierkidi	1,952	1,859	3,811	40.6%	40.6%	5,584	4,023	9,607	44.1%	20.9%	820	252	1,072	11.9%	3.5%
Pinyudo I	2,651	2,416	5,067	71.3%	71.3%	5,202	3,989	9,191	63.4%	44.4%	1,442	504	1,946	34.6%	16.9%
Pinyudo II	445	426	871	52.3%	52.3%	1,648	1,252	2,900	83.7%	83%	n/a	n/a	n/a	n/a	n/a
Okugo	264	223	487	23.3%	23.3%	1,071	786	1,857	49.9%	36%	87	54	141	11.1%	5.6%
<b>Total</b>	<b>11,999</b>	<b>10,656</b>	<b>22,655</b>	<b>40.2%</b>	<b>40.2%</b>	<b>40,099</b>	<b>28,225</b>	<b>68,324</b>	<b>56.8%</b>	<b>40.8%</b>	<b>8,330</b>	<b>2,325</b>	<b>10,655</b>	<b>25.2%</b>	<b>10.1%</b>

\*Gross Enrollment Rate (GER) is the ratio of total enrollment, regardless of age, to the population of the age group that officially corresponds to the level of education

\*\* Net Enrollment Rate (NER) is the ratio of children of official school age who are enrolled in school to the population of the corresponding official school age

## TEACHERS

	Pre-Primary						Primary						Secondary					
	Total		Qualified		Trained		Total		Qualified		Trained		Total		Qualified		Trained	
	Male	Female	Male	Female	Male	Female	Male	Female	Male	Female	Male	Female	Male	Female	Male	Female	Male	Female
Akula	1	0	1	0	n/a	n/a	9	1	9	1	0	0	n/a	n/a	n/a	n/a	n/a	n/a
Jewi	25	36	0	0	25	36	150	9	73	5	77	4	30	2	30	2	0	0
Kule	25	39	0	0	25	39	170	9	65	3	105	6	29	6	29	6	0	0
Nguenyyiel	41	28	0	0	41	28	353	24	53	5	300	19	11	2	11	2	0	0
Tierkidi	0	13	0	0	0	13	151	12	108	11	43	1	16	3	16	3	0	0
Pinyudo I	11	24	0	0	11	24	163	21	100	11	63	10	24	4	24	4	0	0
Pinyudo II	17	11	0	0	17	11	48	7	15	1	33	6	n/a	n/a	n/a	n/a	0	0
Okugo	6	8	0	0	6	8	29	1	12	0	17	1	n/a	n/a	n/a	n/a	0	0
<b>Total</b>	<b>126</b>	<b>159</b>	<b>1</b>	<b>0</b>	<b>125</b>	<b>159</b>	<b>1,073</b>	<b>84</b>	<b>435</b>	<b>37</b>	<b>638</b>	<b>47</b>	<b>110</b>	<b>17</b>	<b>110</b>	<b>17</b>	<b>0</b>	<b>0</b>

## STUDENT RATIOS

	Pre-Primary				Primary				Secondary			
	Teacher/Students	Classroom/Students	Latrine/Students	Textbooks/Student	Teacher/Students	Classroom/Students	Latrine/Students	Textbooks/Student	Teacher/Students	Classroom/Students	Latrine/Students	Textbooks/Student
STANDARD	1:40	1:40	1:50	n/a	1:50	1:50	1:50	7:1	1:40	1:40	1:50	10:1
Akula	1:36	1:36	0	n/a	1:19	1:48	0	0:1	n/a	n/a	n/a	n/a
Jewi	1:59	1:83	1:150	n/a	1:68	1:121	1:85	0:1	1:78	1:156	1:104	1:1
Kule	1:66	1:129	1:82	n/a	1:84	1:134	1:268	0:1	1:91	1:159	1:319	8:1
Nguenyyiel	1:66	1:134	1:62	n/a	1:50	1:151	1:130	0:1	1:139	1:91	1:226	4:1
Tierkidi	1:293	1:98	1:476	n/a	1:59	1:88	1:172	0:1	1:56	1:89	1:134	5:1
Pinyudo I	1:145	1:87	1:633	n/a	1:50	1:84	1:541	0:1	1:70	1:122	1:81	8:1
Pinyudo II	1:31	1:58	1:54	n/a	1:53	1:121	1:104	0:1	n/a	n/a	n/a	n/a
Okugo	1:35	1:487	1:487	n/a	1:62	1:93	1:93	0:1	n/a	n/a	n/a	n/a
<b>Total</b>	<b>1:80</b>	<b>1:101</b>	<b>1:124</b>	<b>n/a</b>	<b>1:59</b>	<b>1:116</b>	<b>1:152</b>	<b>0:1</b>	<b>1:84</b>	<b>1:127</b>	<b>1:144</b>	<b>5:1</b>

## TERTIARY EDUCATION

	DAFI Scholarship			RRS Scholarship			Total Scholarships		
	Male	Female	Total	Male	Female	Total	Male	Female	Total
Akula	0	0	0	0	0	0	0	0	0
Jewi	132	2	134	85	1	86	217	3	220
Kule	168	11	179	126	14	140	294	25	319
Nguenyyiel	11	0	11	12	0	12	23	0	23
Tierkidi	93	1	94	56	0	56	149	1	150
Pinyudo I	133	3	136	82	5	87	215	8	223
Pinyudo II	0	0	0	-	0	0	0	0	0
Okugo	2	0	2	2	0	2	4	0	4
<b>Total</b>	<b>539</b>	<b>17</b>	<b>556</b>	<b>441*</b>	<b>20</b>	<b>461*</b>	<b>980*</b>	<b>37</b>	<b>1,017*</b>

\* Camp breakdown for 78 males receiving RRS Scholarship is not available yet. It is added to the totals only.

## ADULT LEARNING

	Functional Adult Literacy (age: 18-59 yrs)				Functional Adult Literacy (Data for Kule, Tierkidi, Jewi, and Itang Woreda)		
	Male	Female	Total		Male	Female	Total
Jewi	31	704	735	Enrollment	320	1,680	2,000
Kule	159	356	515	Teachers	46	4	50
Nguenyyiel	12	278	290	Learning Centers	n/a	n/a	16
Tierkidi	118	342	460	Baby Care Centers	n/a	n/a	11
<b>Total</b>	<b>320</b>	<b>1,680</b>	<b>2,000</b>				