Quarterly Inter-Agency Hungary Snapshot
January to March 2023

Regional Refugee Response for the Ukraine Situation

ACHIEVEMENTS BY SECTOR

PROTECTION

Protection

# of individuals who have been supported in accessing protection services

19K

Child Protection

# of children provided with child protection and related services

6,604

# of participants trained on child protection and children's rights

522

Gender-Based Violence

# of GBV Referral Pathways Established and Functional

1

# of persons reached through community outreach and prevention activities on GBV

651

EDUCATION

of children enrolled in formal education in host countries

4,965

# of children participating in non-formal education programmes in the host countries

2,004

HEALTH & NUTRITION

of consultations provided for mental health and psychosocial support

8,077

# of people supported in accessing health care services

773

BASIC NEEDS

of individuals who received assistance for basic needs

23K

LIVELIHOODS & SOCIO-ECONOMIC INCLUSION

of individuals who received support in livelihoods and socio-economic inclusion services and development programmes

2,200

CASH

of individuals who received cash assistance

4,111

PROTECTION FROM SEXUAL EXPLOITATION AND ABUSE

of PSEA network members and partner personnel trained on SEA risk mitigation, prevention and response

233

Funding required vs Funding received

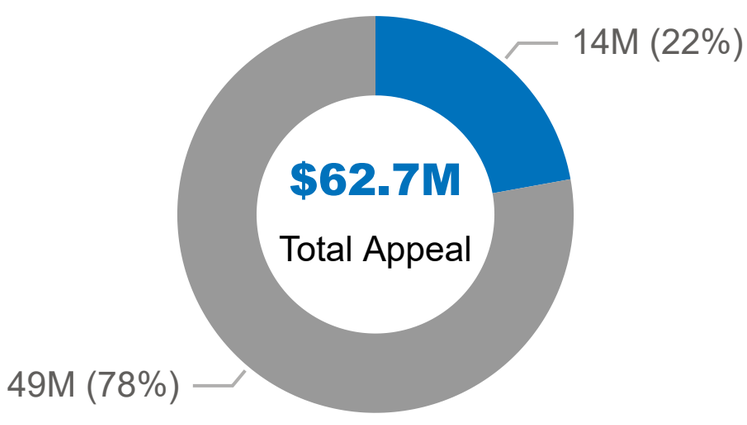

Number of people reached



26 out of **37** RRP partners reported

Inter-Agency Hungary Country Indicator Overview
January to March 2023

Regional Refugee Response for the Ukraine Situation

ACHIEVEMENTS BY SECTOR

PROTECTION

Protection (General and Legal)

# of adults at risk identified and referred to specialized services	**734**
# of individuals reached through counselling sessions on the benefits and entitlements of Temporary Protection status	**167**
# of individuals receiving information on services and refugees' rights in a relevant language	**9,129**
# of persons with specific needs receiving targeted protection support	**5,117**
# of individuals provided with integrated case management	**1,963**
# of participants trained on legal matters	**38**
# of individuals participating in legal awareness raising sessions	**91**
# of individuals receiving legal assistance	**173**

Individuals reached by age / gender

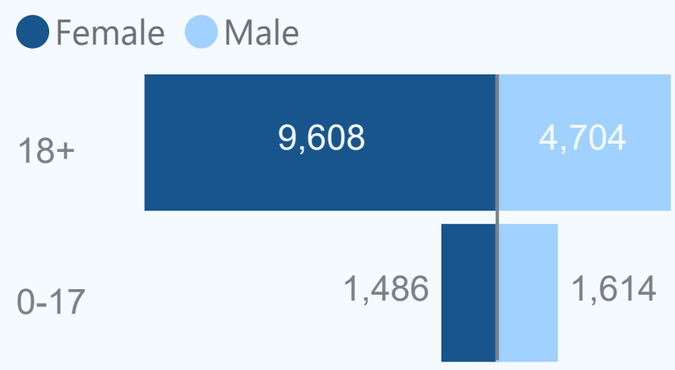

Child Protection

# of children accessing Blue Dots or other safe spaces, protection and support hubs	**3,960**
# of children who have received individual case management	**59**
# of children provided with community-based child protection services	**1,444**
# of participants trained on child protection and children's rights	**522**
# of children provided with recreational child protection services	**161**
# of children supported with specialized child protection services	**2,985**

EDUCATION

# of children participating in non-formal catch-up classes outside of the formal education system	**1,917**
# of children receiving learning materials	**483**
# of children supported to enroll in formal education in host countries	**50**
# of refugee education personnel trained on topics related to the needs of refugee learners	**23**

Gender-Based Violence

# of persons reached with information on GBV through group sessions, one-on-one counseling or via online platform	**376**
# of trained personnel on GBV prevention, response and risk mitigation measures	**79**

PREVENTION FROM SEXUAL EXPLOITATION AND ABUSE

# of PSEA network members and partner personnel trained on SEA risk mitigation, prevention and response	% of implementing partners assessed as having medium or full capacity*	# of RCF members having a dedicated PSEA focal point
233	**26%**	**15**

* average based on UN Implementing Partner PSEA Capacity Assessments conducted

Inter-Agency Hungary Country Indicator Overview
January to March 2023

Regional Refugee Response for the Ukraine Situation

ACHIEVEMENTS BY SECTOR

BASIC NEEDS

Accommodation

of individuals provided with short-term accommodation

1,751

Food Assistance

of individuals who received in-kind food assistance

19,431

# of individuals who received prepared meals

4,516

Cash Assistance

of individuals who received multi-purpose cash assistance

363

# of individuals who received cash / voucher assistance for basic needs

3,748

HEALTH & NUTRITION

Mental Health & Psychosocial Support

of workers involved with MHPSS interventions trained in MHPSS (online & in-person)

23

# of consultations of focused psychosocial support

8,021

# of consultations of specialized services

56

# of individuals who participated in community-based psychosocial support activities

1,027

# of MHPSS staff supervised

47

# of people participated in MHPSS awareness raising sessions

6,000

Note

The number of consultations does not equal individuals reached. 8,572 individuals were reached with focused psychosocial support and 153 individuals were reached with specialized services

Non-Food Items

of individuals who received non-food items

14,964

NFIs distributed by type

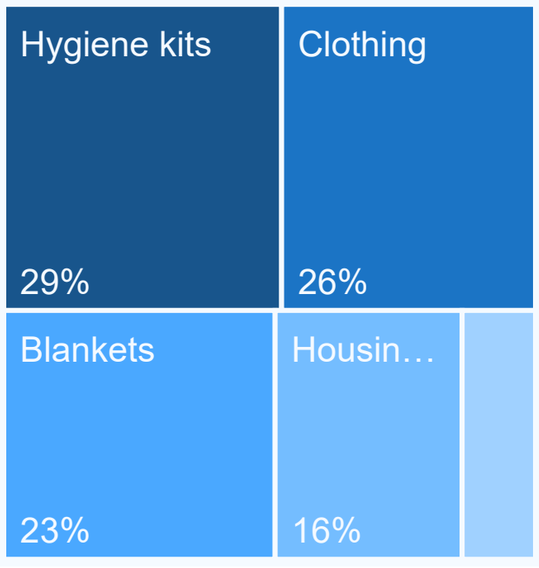

Health

of individuals supported with accessing healthcare

773

LIVELIHOODS & SOCIO-ECONOMIC INCLUSION

Livelihoods

of individuals receiving professional/skills trainings

343

# of individuals supported to access childcare and kindergarten

51

# of individuals who received support in accessing employment

84

Accommodation

of individuals receiving support in accessing mid and long-term collective accommodation

680

# of individuals receiving support in accessing mid and long-term private accommodation

1,688

# of individuals receiving information/counselling and/or taking part in awareness raising events

692