

GBV WG meeting

15 February 2023



1. Coordination update:

- a. Planning processes ERP, LCRP, AWP
- b. Governance structure/core group update
- c. Q4 Final end of the year presentation
- d. GBVIMS update

2. Sub-national GBV WG updates and GBV concerns in field

3. Presentation of women led organization: HIMAYA DAEEM AATAA;

4. Presentation of Shelter mapping study

5. AOB

Coordination Updates: planning processes

❖ LCRP

- Finalization of LCRP sector work plans:
 - GBV WG work plan was reviewed and inputs were incorporated
 - Sub-national work plans to be aligned where possible
 - Review of all non-GBV sectors: GBV & Gender mainstreamed in all sectors
 - Review of Intra-sector work plans
- Official Launch of LCRP and ERP: March 2023
- Planning for 2024 will commence earlier in 2023 to bring together the two response frameworks

ERP planning processes

- ❖ ERP Meetings and planning
 - Several meeting EOC and trainings were held
 - Timelines for appeals:
 - 15 Feb - 3 March: opening of appeals database
 - 17 March: review by sector leads
 - 31 March: Review by HC

ERP 2023

OCHA/
Sectors

Partners

Sectors

HC

Week of Feb 6

Training on HPC Project Module and Response Plan Monitoring (RPM) module for:

- Sector Coordination teams and
- Sector partners

Partners to upload ERP projects By: Mar 3

Sectors to review & endorse ERP projects By: Mar 17

ERP projects approved by HC By: Mar 31

ERP Framework

Sector objective:

- Lebanese, migrants and Palestinians from Lebanon are able to live in a protective environment where their human rights are respected at household and community level and their protection risks are addressed in a comprehensive manner allowing a life in safety and dignity. National systems to prevent, mitigate and respond to GBV are strengthened and accessible to all. Community-level perceptions and attitudes on power, GBV, women's rights are changed and actors have the capacity to respond to immediate and acute life-saving GBV risks and shocks.

ERP Framework - outputs

Outputs 1:

- **Prevention programs:** Through targeted prevention activities at community level, risks of GBV are reduced and prevented.
 - *# of women, girls, men and boys who participate in targeted gender equality and empowerment activities in safe spaces or at community level as part of GBV prevention programs*
 - This includes sensitization on GBV, SRH, menstrual hygiene management, women's rights, gender existing legal framework related to GBV/gender, PSEA conducted within safe spaces or at community level, information sessions, distribution of dignity kits, safety audits conducted at community level, participation in community-based committees on GBV.

ERP Framework - outputs

Outputs 2:

- **GBV response programs:** Survivors of GBV and those at-risk access timely and quality case management ensuring a multi-sectoral and comprehensive access to services, including medical, psychosocial, legal and financial support
 - ***# of GBV survivors and those at risk of GBV supported with case management, focused and non-focussed PSS, legal assistance and shelter***
 - Provision of GBV case management, focused and non focused PSS, legal response, shelter, CVA
- **Impact and quality assurance under GBV response programs**
 - ***% of survivors who are satisfied with case management services***
 - Nominator: # of survivors who indicated satisfaction with GBV case management services in client feedback surveys
 - Denominator: # of survivors who completed the client feedback surveys
 - **Immediate and medium term protection risks are addressed through *provision of emergency cash***
 - ***% of persons receiving protection and emergency cash assistance who report it contributed to addressing their protection risk/incident***

ERP Framework - outputs

Outputs 3:

- **Capacity development and systems strengthening:** Improved capacity of GBV actors to provide multi-sectoral prevention and response to GBV and of non GBV actors to mitigate GBV risks in their actions
 - ***# of institutions and civil society actors trained who demonstrate increased knowledge of GBV***

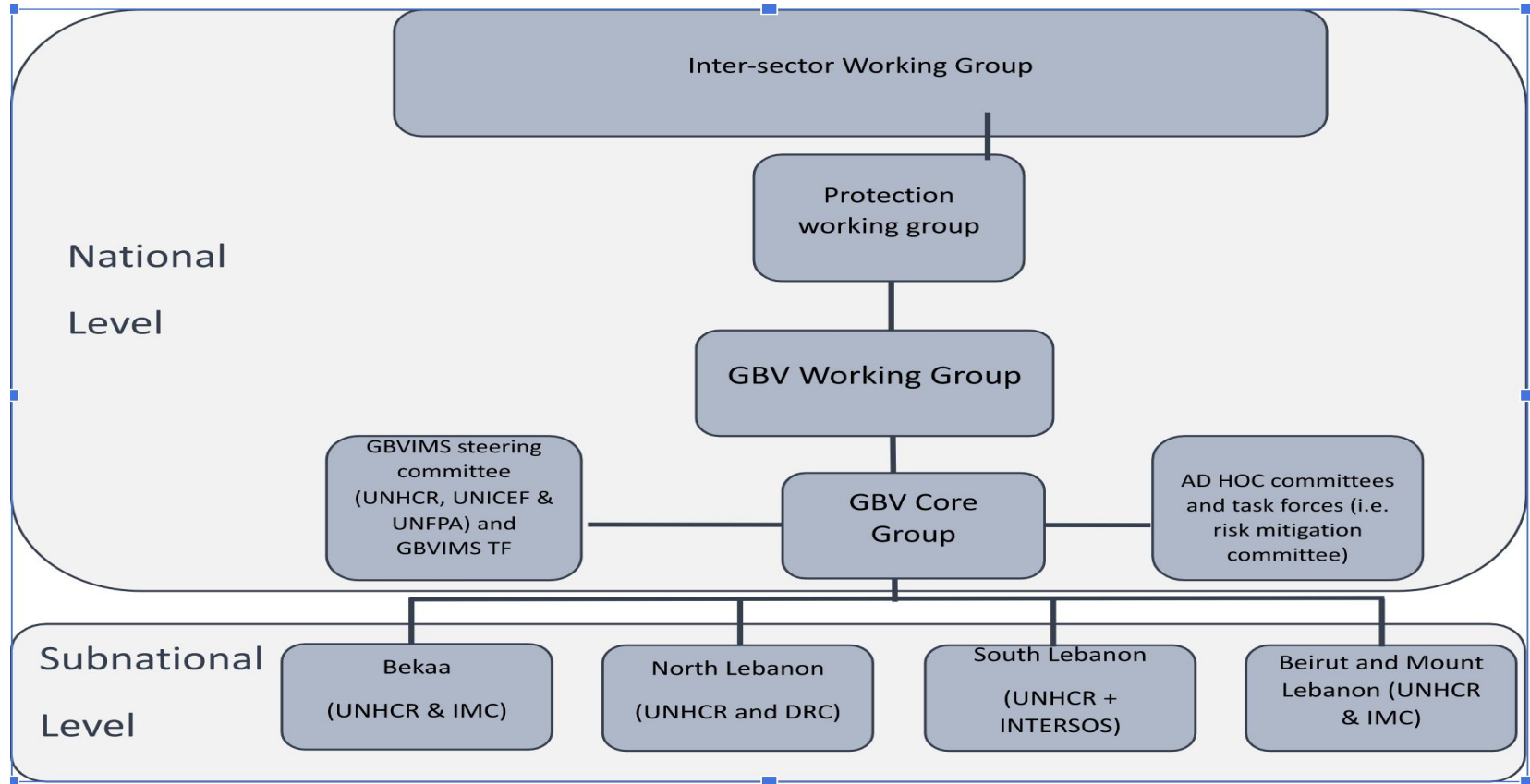
Annual Work plan - GBV Working Group

- Finalization of sector work plan and submission to LCRP and ERP coordinators
- Quarterly feedback and review of achievements and responsibilities for actors
 - Core group review
- Thematic topics to be included in the work plan - survey to be created and shared with all members

GBV WG Governance Structure

- Core group meeting was held and review and election of core group to be circulated and finalized by until end of February
- Members suggested enhanced inclusion of national actors as well as women-led and specialized actors, such as disability-focused agencies
- TORs and CEOI will be circulated by latest next week
- Core group focal points identified

GBV WG Governance Structure



GBV WG Core Group Responsibilities

Core Group members with focal point responsibilities:

CMR: Focal Points: Plan International (Afdokia),
Abaad, active members: UNICEF, IMC

L+ TF: May/ Nour (UNWOMEN)

Gender: Monica (IRC), Sophie (UNHCR)

Migrant: Julie (KAFA)

Child Protection WG: Sophie (UNHCR), Intersos
(Sawsan)

Age and Disability: Samar (LUPD)

Sector responsibility of GBV mainstreaming

Updated list of sector focal points to be selected
for Gender and GBV

Trainings to be conducted for sector focal points
- selected for ToT

Training at sector level

Dashboards- ERP and LCRP

Protection - Child Protection and Gender Based Violence (CP & GBV)

Indicator	Reached / Targeted
# of individuals receiving GBV risk mitigation and prevention services	5,621 / 100,000
# of individuals at risk and GBV survivors receiving psychosocial support (focused and non focused)	233 / 43,837

Q4 - cumulative results

Outcome level indicator - Prevention 1:

- Percentage of women and girls aged 15-49 who state that a husband is justified in hitting or beating his wife
 - Sector is unable to report on this properly

Output 1.2: Women, men, girls and boys in all their diversity have access to legal counselling, assistance and representation

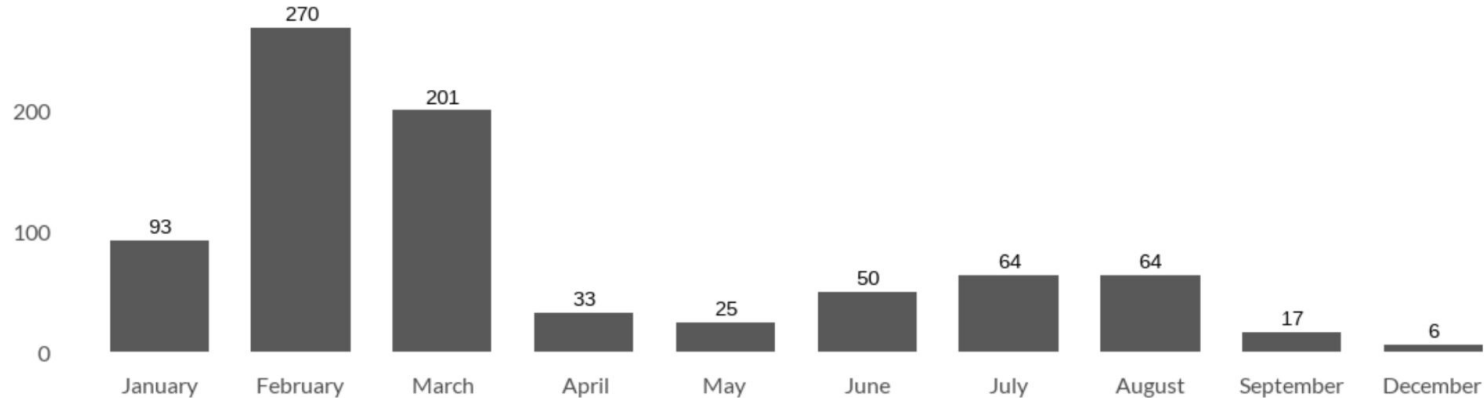
- Number of persons who benefitted from legal counselling, legal assistance and legal representation on GBV and CP issues
 - Total: 2,951 persons, including 2899 SYR, 0 PRS, 4 PRL, 48 LEB

Q4 - cumulative results

Indicator 1.3.5

1.3.5. Number of institutional and civil society actors trained who demonstrate increased knowledge of SGBV

Monthly Breakdown



Total # of actors trained with increased knowledge: 975

Q4 - cumulative results

1.3.5. Number of institutional and civil society actors trained who demonstrate increased knowledge of SGBV


Current Reporting Breakdown by Population Group



Q4 - cumulative results

1.3.5. Number of institutional and civil society actors trained who demonstrate increased knowledge of SGBV

Achieved Progress Towards LCRP Targets

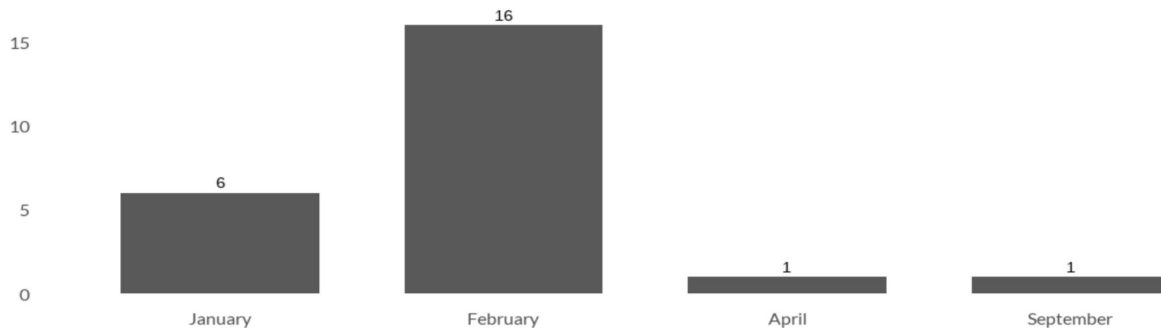


Q4 - cumulative results

Indicator 1.3.7

1.3.7. Number of MoSA SDCs supported to provide quality services

Monthly Breakdown



1.3.7. Number of MoSA SDCs supported to provide quality services

Achieved Progress Towards LCRP Targets



Q4 - cumulative results

Number of GBV related policies, strategies, plans, guidance revised, developed, endorsed and operationalized

CMR protocol, GBVIMS quarterly and annual reports, support draft of child survivors of GBV guidance note, child marriage draft note

- What was and could be achieved
- Need to report on this indicator more qualitatively and set realistic goals

Q4 - cumulative results

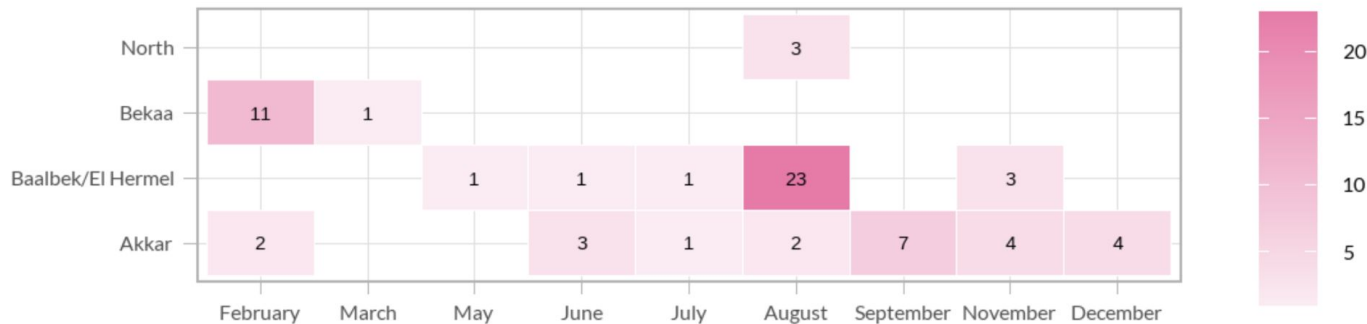
Outcome 2: Women, men, boys and girls in all their diversity are safe, empowered and supported in their communities.

Indicator 2.A

2.A. % of women and girls who report actions taken in their communities in the past 6 months that made them feel safer

Monthly Breakdown By Governorate,

of communities where safety audits conducted



Q4 - cumulative results

Outcome 2: Women, men, boys and girls in all their diversity are safe, empowered and supported in their communities.

2.A. % of women and girls who report actions taken in their communities in the past 6 months that made them feel safer

Achieved Progress Towards LCRP Targets



Q4 - cumulative results

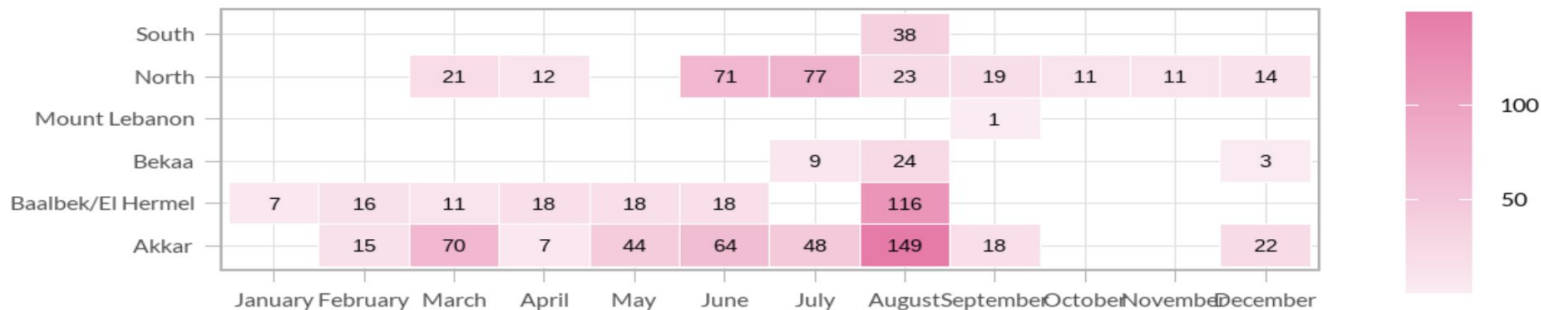
Outcome 2: Women, men, boys and girls in all their diversity are safe, empowered and supported in their communities.

Indicator 2.2.3

2.2.3. Percentage of community members demonstrating improved knowledge and attitudes towards SGBV

Monthly Breakdown By Governorate,

participants in post test

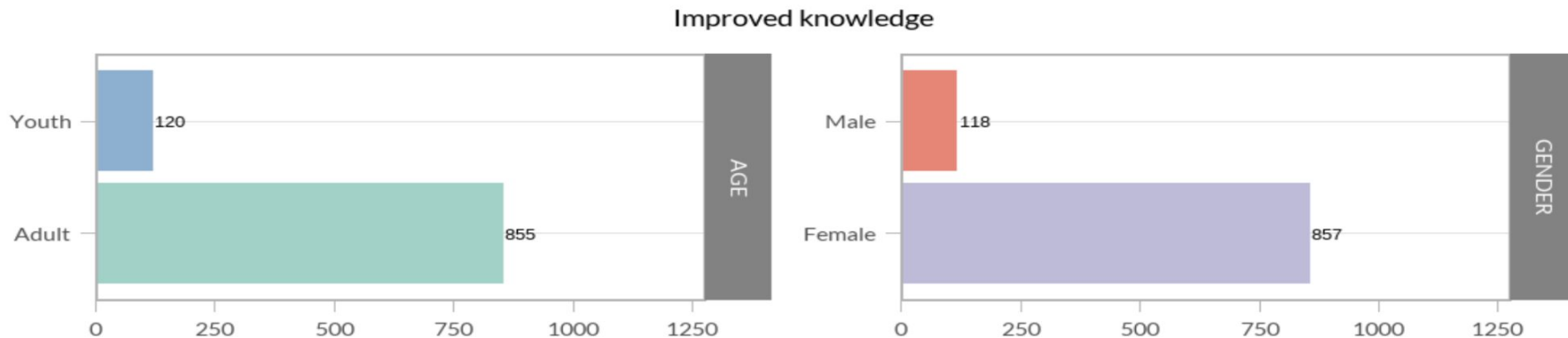


Q4 - cumulative results

Outcome 2: Women, men, boys and girls in all their diversity are safe, empowered and supported in their communities.

2.2.3. Percentage of community members demonstrating improved knowledge and attitudes towards SGBV

Current Reporting Breakdown by Population Group



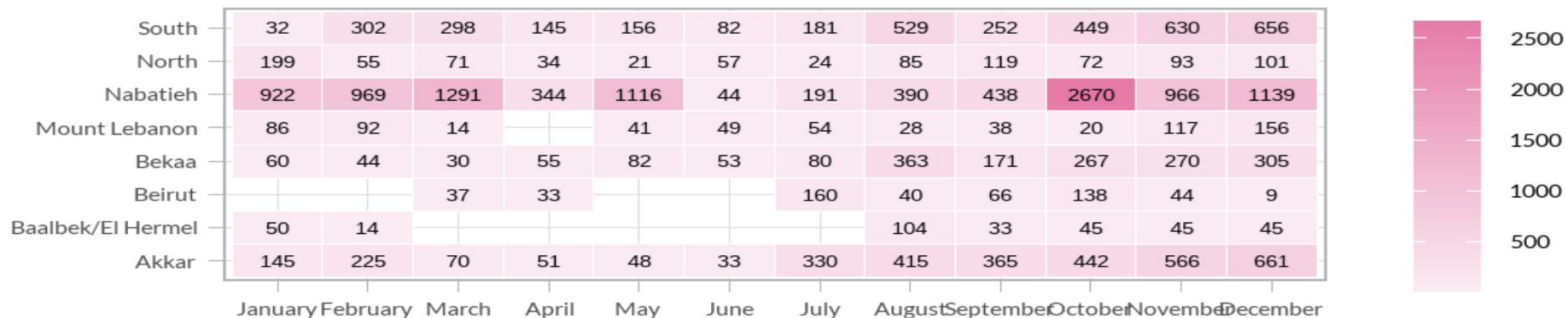
Q4 - cumulative results

Outcome 2: Women, men, boys and girls in all their diversity are safe, empowered and supported in their communities.

Indicator 2.2.4

2.2.4. Number of women, girls, men and boys who participate in targeted gender equality and empowerment activities in safe spaces or at community level as part of GBV prevention programs

Monthly Breakdown By Governorate

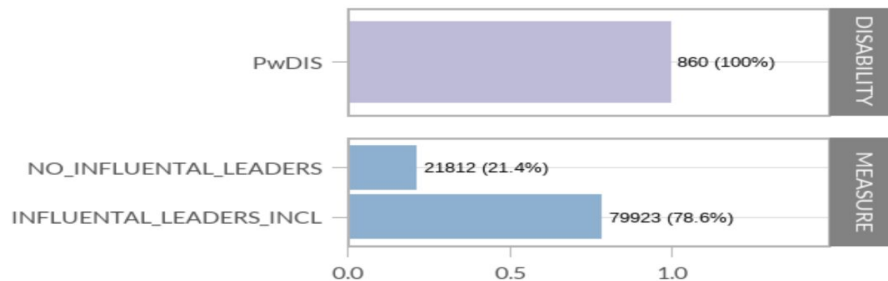
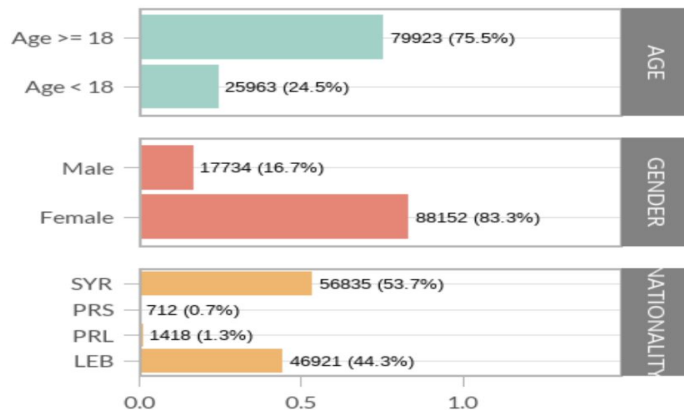


Q4 - cumulative results

Outcome 2: Women, men, boys and girls in all their diversity are safe, empowered and supported in their communities.

2.2.4. Number of women, girls, men and boys who participate in targeted gender equality and empowerment activities in safe spaces or at community level as part of GBV prevention programs

Current Reporting Breakdown by Population Group



Q4 - cumulative results

Outcome 2: Women, men, boys and girls in all their diversity are safe, empowered and supported in their communities.

2.2.4. Number of women, girls, men and boys who participate in targeted gender equality and empowerment activities in safe spaces or at community level as part of GBV prevention programs

Achieved Progress Towards LCRP Targets



Q4 - cumulative results

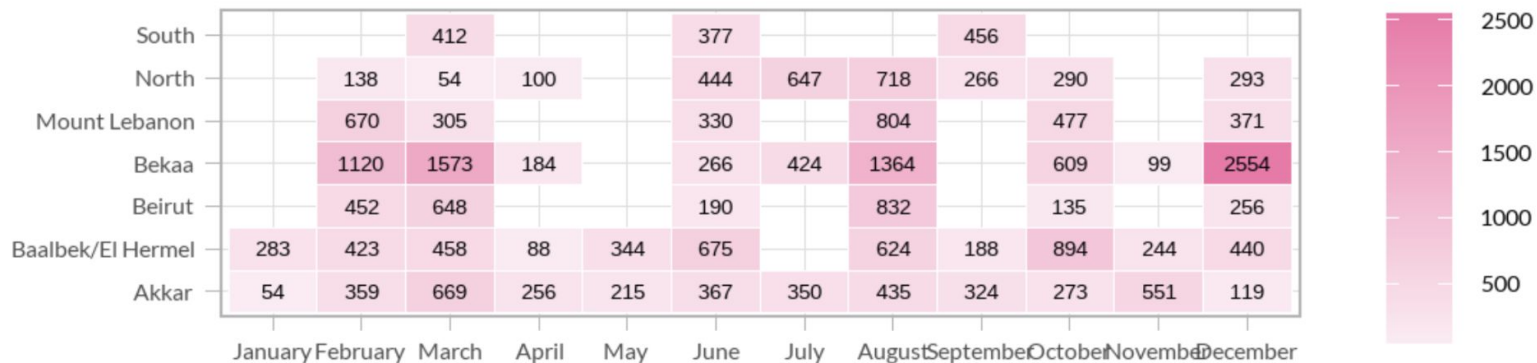
Outcome 3: Women, girls, men and boys in all their diversity live with dignity and are resilient to shocks

Indicator 3.1.5

3.1.5. Percentage of women and girls accessing safe spaces reporting feeling empowered

Monthly Breakdown By Governorate

Total participants in FGDs




Q4 - cumulative results

Outcome 3: Women, girls, men and boys in all their diversity live with dignity and are resilient to shocks

3.1.5. Percentage of women and girls accessing safe spaces reporting feeling empowered

Achieved Progress Towards LCRP Targets



GBVIMS Update

- Quarterly reports
- Annual report
- ISP revision

Field Updates

- North
- Bekaa
- BML
- South

AOB & THANKS

