

MALTA

Quarterly Factsheet

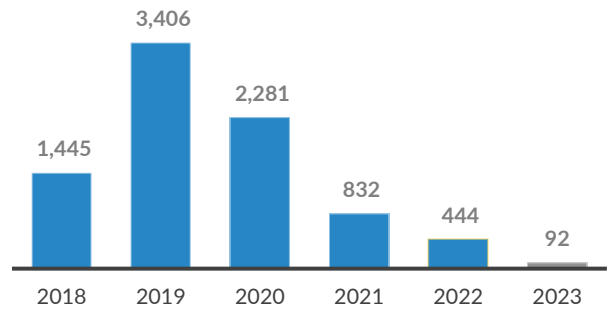
Overview

Between 1 January and 30 April 2023, there were 92 sea arrivals in Malta (including two medical evacuations). During the same period in 2022, only one person arrived to Malta by sea (also a medical evacuation).

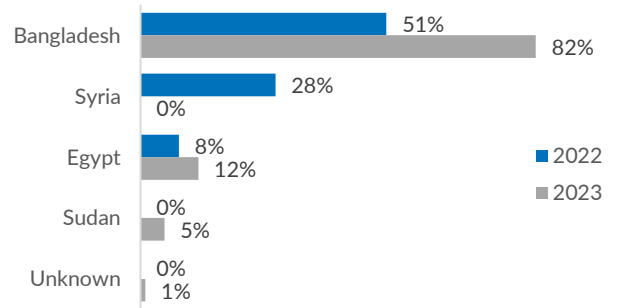
All individuals who arrived in 2023 were male (adults with the exception of one alleged minor) and departed from Libya. The new arrivals were of Bangladeshi (75), Egyptian (11), and Sudanese (5) origin. The nationality of one person is unknown as the Maltese authorities were not able to officially register him due to his medical condition.

UNHCR's protection team attends and monitors disembarkations, providing interpretation support to the authorities and giving initial information on reception and asylum procedures to all new arrivals.

Sea Arrivals per Year
2018-2023

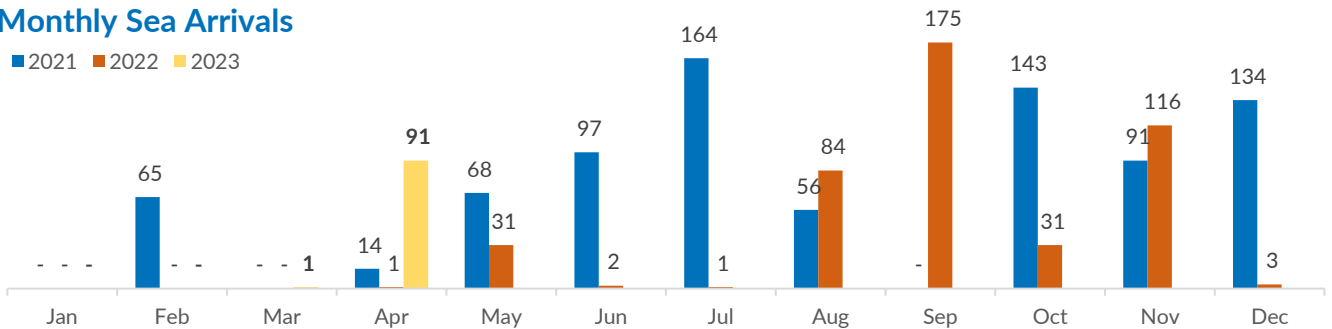


Sea Arrivals Top Nationalities
2022-2023



Monthly Sea Arrivals

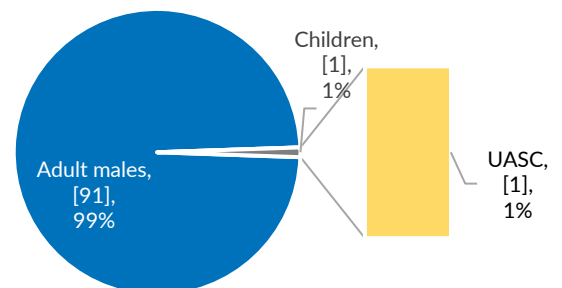
■ 2021 ■ 2022 ■ 2023



Arrivals Demographics

Continuing with the trend of increasing numbers of adult males arriving to Malta the previous years (65% in 2021 and 80% in 2022), almost all new arrivals in 2023 are adult males (99%), apart from one alleged unaccompanied minor whose age determination procedures by the Maltese authorities are ongoing.

2023 Sea Arrivals by Gender/Age



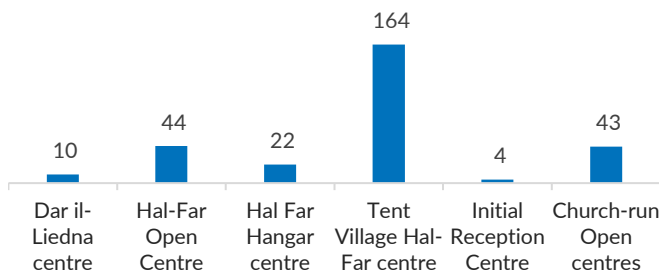
AWAS Population Demographics

According to AWAS, 287 individuals are residing in open reception centres (OCs) in Malta and an additional 212 more in the community benefit from social assistance. Half of the population in the reception centres are adult males, 65% of those living in Hal-Far Tent Village alone.

The top 3 countries of origin identified in the open centres are Eritreans (16%), Sudanese (15%) and Somali (13%) nationals, whilst Syrians (33%), Libyans (16%) and Ukrainians (9%) are the main beneficiaries of assistance while living in the community and not in the open centres with the rest of the beneficiaries.

Population in Open Reception Centres

up to 21 April 2023

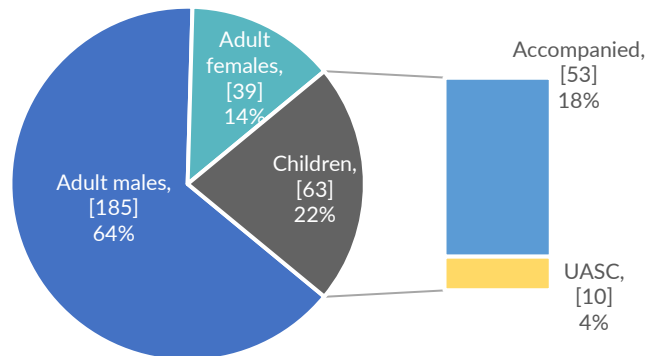


Population in reception facilities: **287** / Capacity: **2,964**

UNHCR has not received detention data since September 2021

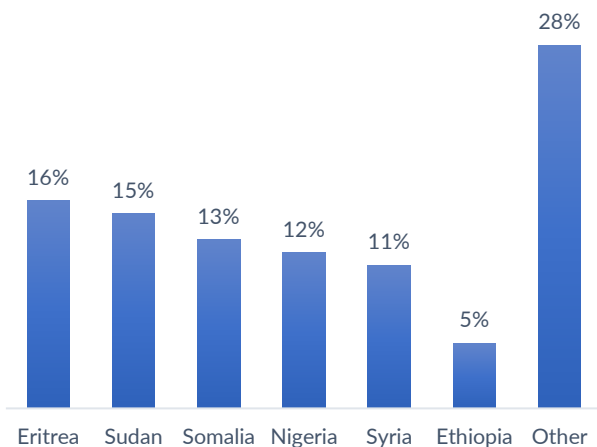
Population in AWAS Centres by Gender/Age

up to 21 April 2023



Nationalities in Open Centres

up to 21 April 2023



UNHCR Activities

UNHCR visits open and closed centres to provide information on the asylum system, Dublin Regulation, rights and obligations, and to refer persons of concern to the appropriate services. UNHCR is present during disembarkations and works closely with forcibly displaced and stateless persons, partners and the authorities to strengthen their capacity and ensure access to international protection and durable solutions. UNHCR, through its partners, also provides legal aid and psycho-social support to persons of concern.

UNHCR continues to provide information counselling and referral to persons of concern by email, over the phone and through WhatsApp. UNHCR continues to provide face-to-face counselling services at the office premises in Ta' Xbiex.

Asylum Applications and Decisions

January - April 2023

There were 116 first-time applications for asylum in the first four months of 2023. Nationals from Bangladesh, Syria and Libya were amongst the top three nationalities applying.

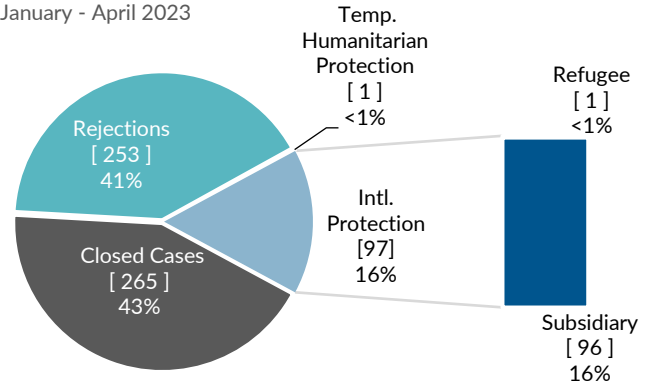
As of 30 April, the International Protection Agency had issued 616 decisions at first-instance. The recognition rate (grants of Refugee or Subsidiary Protection status) stood at 16% (97), whilst the rejection rate at 41% (253).

As in 2022, there was a high number of 'Closed' cases (43%) in January-April 2023, referring to decisions comprising of Administrative closures (64), Dublin closures (18), applications that are Explicitly (27) or Implicitly withdrawn (147), and those deemed Inadmissible (9). Also, Temporary Humanitarian Protection (THP) was granted to one person during this timeframe.

Analysis shows that the average waiting time for a first instance decision issued in 2023 was 3.7 years. International Protection was granted on average after 2 years for Eritreans, 3 years for Syrians, and 3.5 years for Somalis. The average time for rejected cases stood at 3.3 years for Sudanese and Syrian nationals, 2.8 years for Somali, and almost 2 months for Bangladeshi nationals.

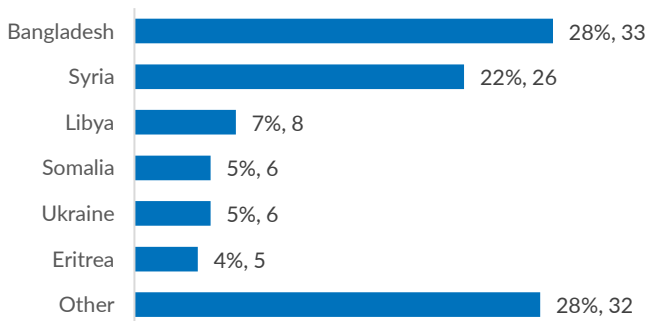
Asylum Decision Statistics

January - April 2023



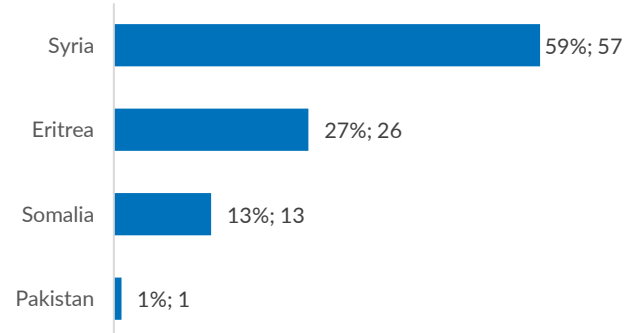
First-time asylum applications

Top 6 Nationalities in 2023



Granted international protection

By Nationality in 2023



Situation of Persons fleeing Ukraine

January - April 2023

Malta has granted 264 Temporary Protection Certificates in the first four months of 2023 to persons fleeing the war in Ukraine. A total of 1,888 Certificates have been issued since February 2022.

Most of the applicants in 2023 are Ukrainian nationals, except two, one adult female and one adult male from Russia. Women and children account for about 75% of the TP Certificates issued during 2023, and 62% of the adult males are over 35 years old.

For more data, please see UNHCR's [Data Portal for the Ukraine Refugee Situation](#).