Libya

42,559 Individuals | **23,926** Cases | **1.78** AVG Case Size

Registration Dashboard
1 June 2023

Legal Status: All | Urban or DC: All | Gender: All | Mantika: All

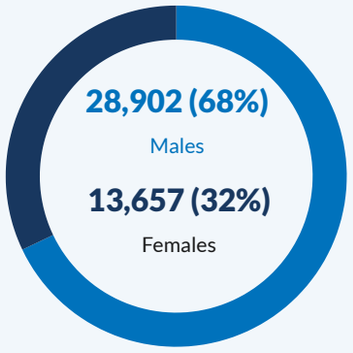

8,118 (19%) Boys
20,278 (48%) Men
16,644 (39%) Single Males
506 (1%) Elderly Men (60+)

6,011 (14%) Girls
7,380 (17%) Women
1,222 (3%) Single Females
266 (1%) Elderly Women (60+)

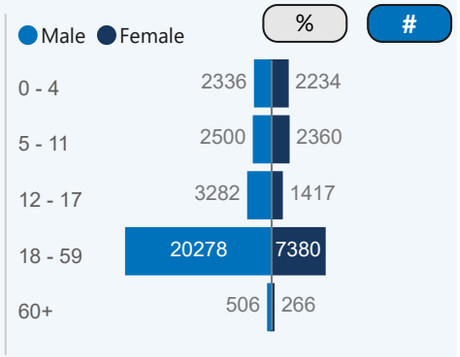

Place of Residence

Mantika	# of Individuals	% of Individuals
Tripoli	19,762	46.43%
Aljfara	8,477	19.92%
Unknown	4,485	10.54%
Misrata	3,217	7.56%
Azzawya	2,266	5.32%
Zwara	1,639	3.85%
Almargeb	1,233	2.90%
Benghazi	501	1.18%
Al Jabal Al Gharbi	374	0.88%
Sebha	134	0.31%
Wadi Ashshati	72	0.17%
Al Jabal Al Akhdar	67	0.16%
Ejdabia	64	0.15%
Tobruk	58	0.14%
Sirt	50	0.12%
Almarj	45	0.11%
Murzuq	37	0.09%
Nalut	33	0.08%
Derna	18	0.04%
Ubari	15	0.04%
Aljufra	6	0.01%
Alkufra	6	0.01%

New Registration / Closure

Refugee Trends

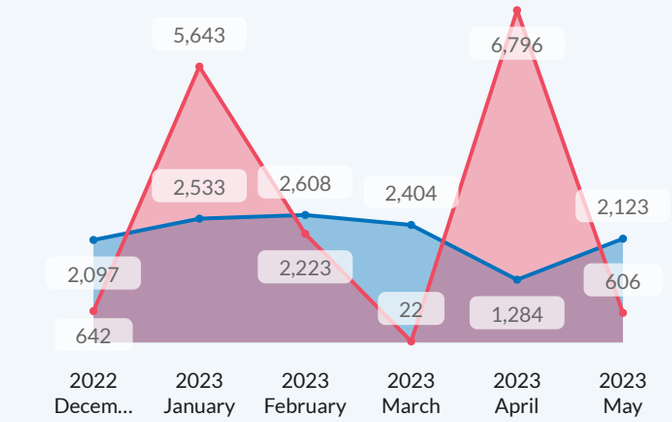

Nationality

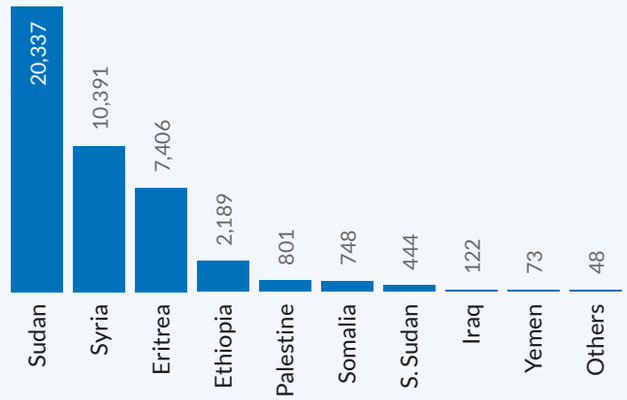

Education level in the country of origin

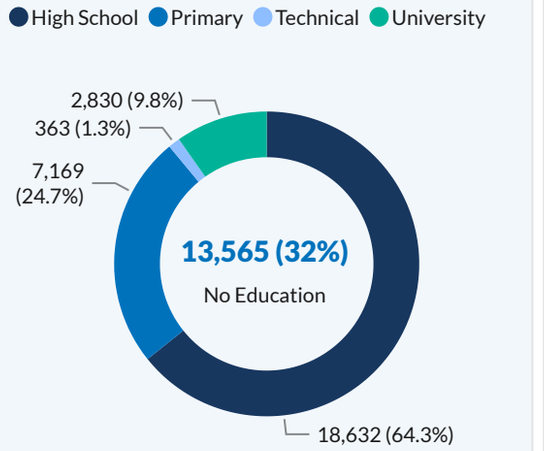

Specific Needs Categories

Categories	Individuals	% Value
Women at risk	1,718	4.04%
Unaccompanied or separated children	1,629	3.83%
Survivors of violence and/or torture	1,464	3.44%
Specific legal/protection needs	25,029	58.81%
Single parent or caregiver	575	1.35%
Serious medical condition	6,030	14.17%
Older person at risk	161	0.38%
Family unity	588	1.38%
Disability	574	1.35%
Child at risk	3,640	8.55%
_Total	28,917	67.95%

9,484
with Multiple SPN Categories

Occupation in the country of origin

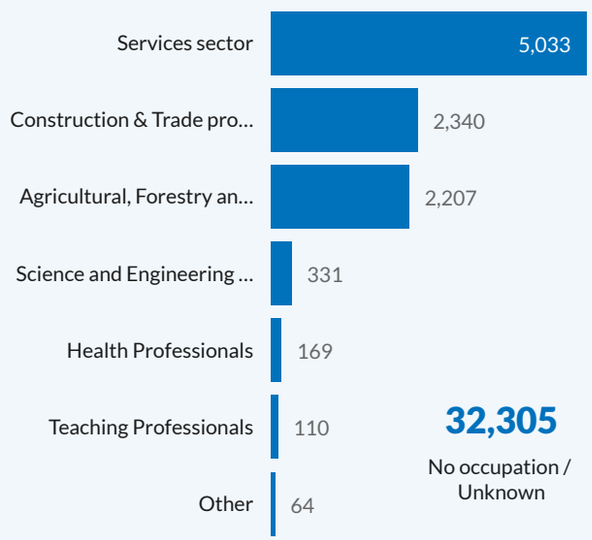

32,305
No occupation / Unknown

* data contains only adult population

Publication date: 1 June 2023; Source: UNHCR Libya; Contact: lbytunupdate@unhcr.org