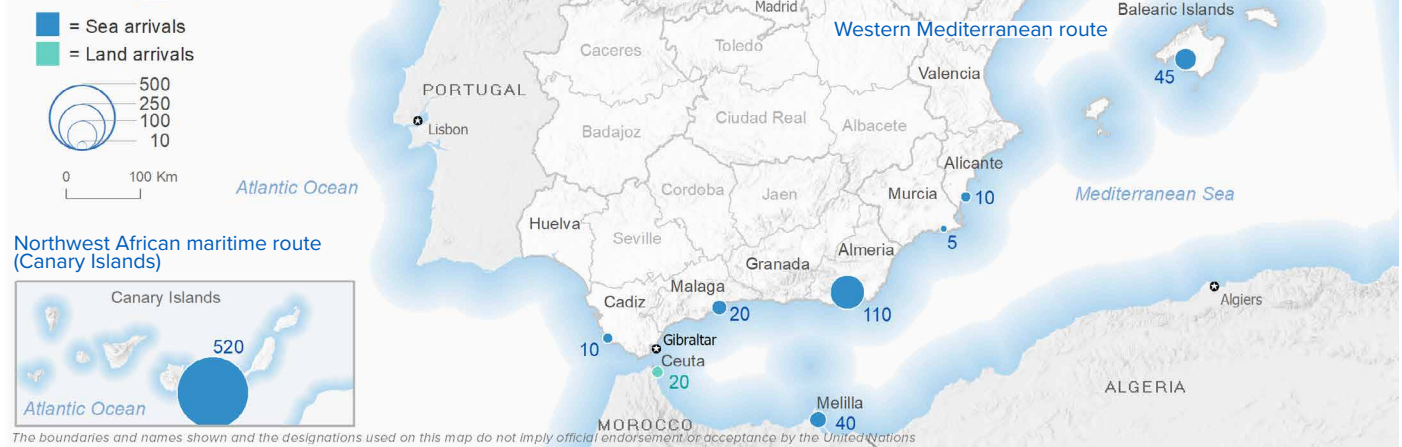


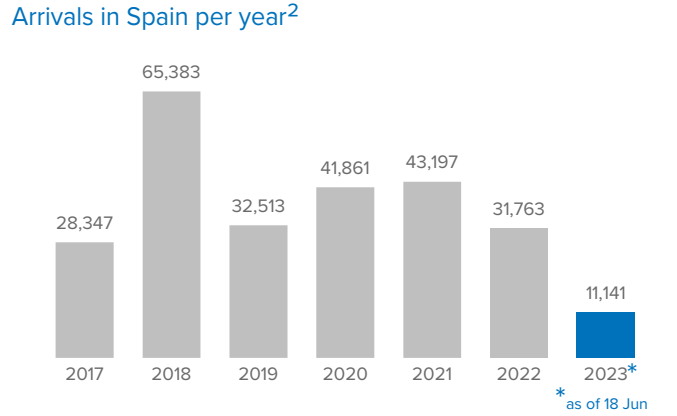
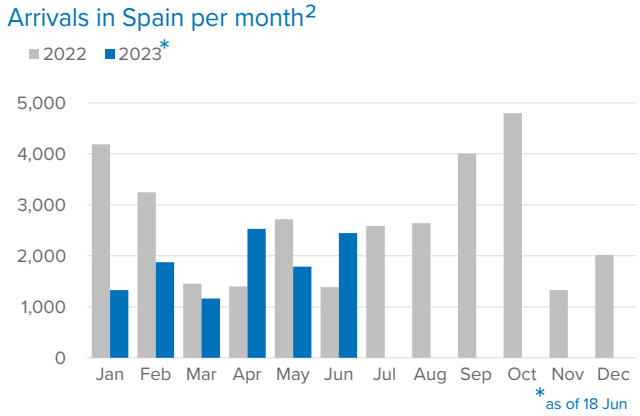
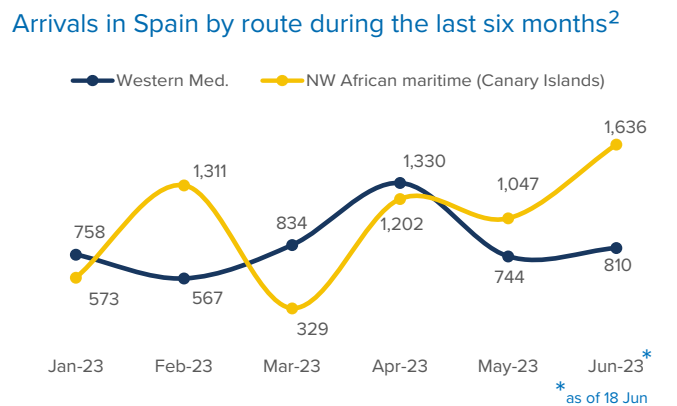
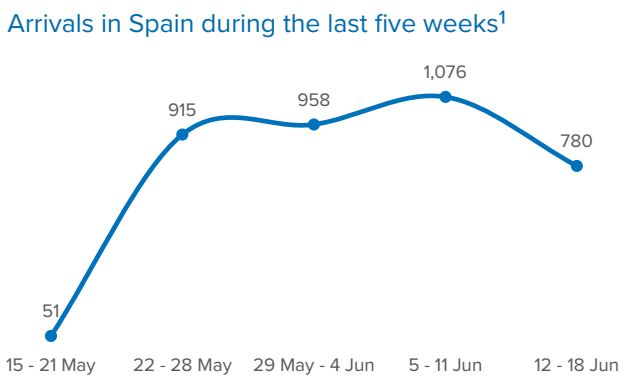
SPAIN Weekly snapshot - Week 24 (12 - 18 Jun 2023)

The charts below are based on figures from the Ministry of Interior and UNHCR estimates. All figures are provisional and subject to change

Refugees & migrants: sea and land arrivals in week 24¹



Arrivals in Spain		Western Mediterranean		Northwest African maritime (Canary Islands)	
11,141	-19% Dif. 2022	5,043	0% Dif. 2022	6,098	-31% Dif. 2022
Arrivals as of 18 Jun 2023 ²		Arrivals as of 18 Jun 2023 ²		Arrivals as of 18 Jun 2023 ²	
10,872	Sea Arrivals² Dif. 2022: -12%	4,774	Sea Arrivals² Dif. 2022: +31%	6,098	Sea Arrivals² Dif. 2022: -31%
269	Land Arrivals² Dif. 2022: -81%	269	Land Arrivals² Dif. 2022: -81%		
780	Arrivals Week 24¹ Dif. last week: -28% Dif. 2022: +141%	262	Arrivals Week 24¹ Dif. last week: -13% Dif. 2022: +7%	518	Arrivals Week 24¹ Dif. last week: -33% Dif. 2022: +559%



UNHCR / 21 Jun 2023
 Source: [UNHCR Spain data portal](#)
¹Based on UNHCR estimates.
²Based on figures from the Spanish Ministry of Interior and UNHCR estimates.