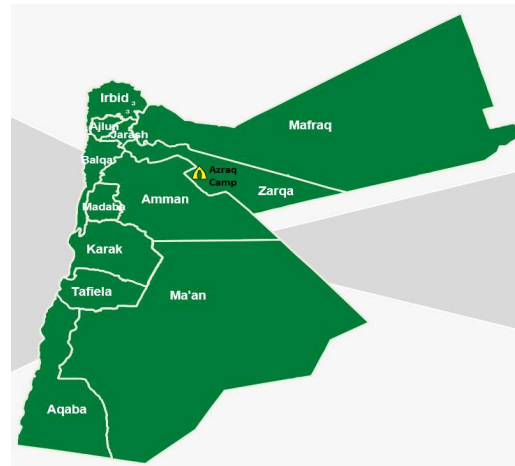
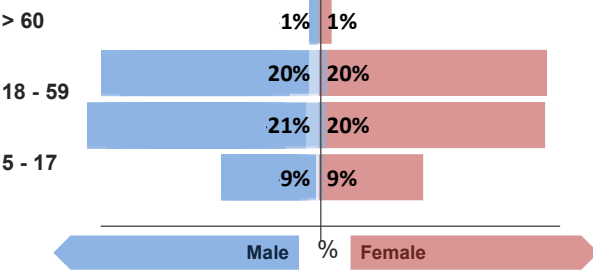




## Refugee population

Total refugee population: **39,352**

Demographic breakdown:



## Key facts

Camp opened:  
**May 2014**

## Indicators at a glance

1 Health utilisation rate	5.3	X
2 Number of consultations per clinician per day	38	✓
3 Hospitalisation rate (/1000/month)	6.8	
4 % deliveries attended by skilled personnel	99%	✓
5 Crude Mortality Rate (CMR) (/1000/month)	0.1	✓
6 Under-five Mortality Rate (U5MR) (/1000/month)	0.4	✓
7 Neonatal Mortality Rate (NNMR) (/1000 livebirths)	18.3	X

## Notes

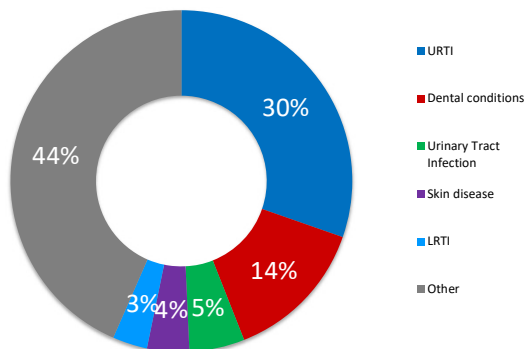
This public health profile for Za'atri refugee camp is compiled from health facility data from the following partners:

- IMC Hospital
- IMC COVID-19 Treatment Center
- IMC Clinic Village 5
- AMR Clinics in Villages 2, 3 and 6
- IRC RH Services in Villages 3, 5, and 6

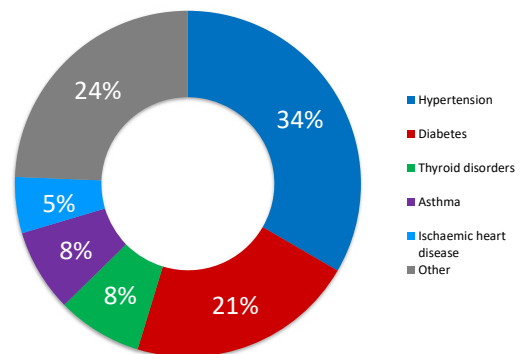
Data is collected using standardised Health Information System (HIS) data collection and reporting tools and aims to be as accurate as possible.

## Morbidity

### Acute health conditions (%)



### Chronic health conditions (%)

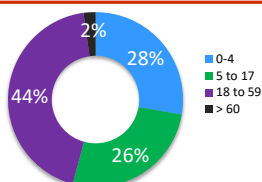


### Top 5 acute health conditions

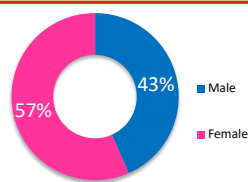
Rank	Condition	% morbidity	# of cases
1	URTI	30%	65,823
2	Dental conditions	14%	29,757
3	Urinary Tract Infection	5%	11,372
4	Skin disease	4%	8,658
5	LRTI	3%	7,140
-	Other	43%	94,433

Breakdown of acute health conditions

by age



by gender

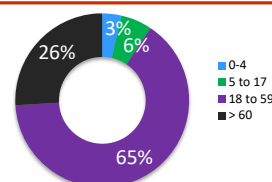


### Top 5 chronic health conditions

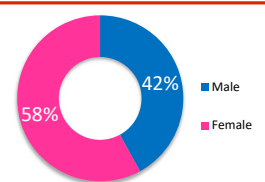
Rank	Condition	% morbidity	# of cases
1	Hypertension	33%	6,802
2	Diabetes	21%	4,344
3	Thyroid disorders	8%	1,623
4	Asthma	8%	1,579
5	Ischaemic heart disease	5%	1,067
-	Other	24%	4,966

Breakdown of chronic health conditions

by age



by gender



## Public Health

### Health Impact

	Indicator	Standard	
Crude Mortality Rate (CMR) (/1000/month)	0.1	< 0.51	✓
Under-five Mortality Rate (U5MR) (/1000/month)	0.4	< 1.5	✓
Neonatal Mortality Rate (NNMR) (/1000 livebirths)	18.3	< 14.9	✗

### Access and utilization

Total number of consultations	283,915		
Health utilisation rate	5.3	1 - 4	✗
No. of consultations per trained clinician per day	38	< 50	✓

### Outbreak Alert and Response

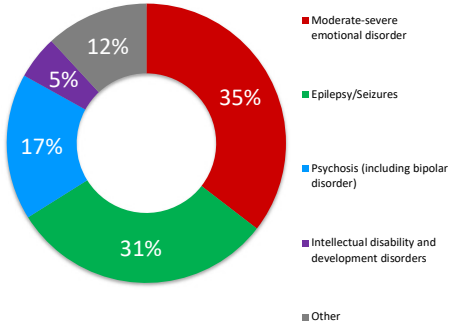
	Indicator	Standard
Number of outbreaks reported	0	
% of outbreaks investigated within 48 hours		100%

### Laboratory

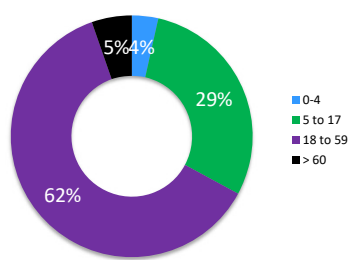
Number of laboratory samples	118,101
------------------------------	---------

## Breakdown of mental health conditions

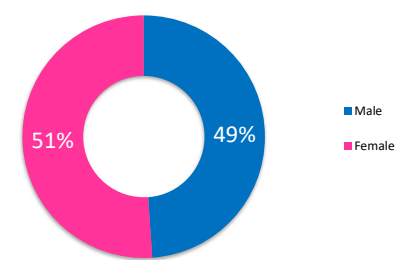
### By cause



### By age

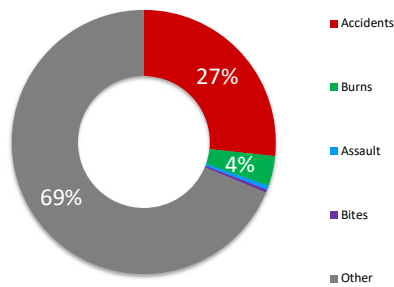


### By gender

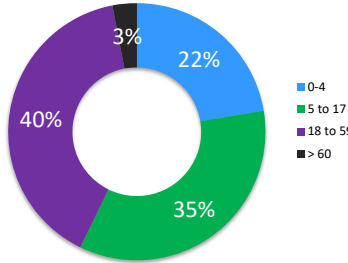


## Breakdown of injuries

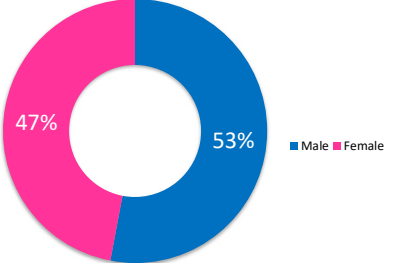
### By cause



### By age



### By gender



## In-patient and referral

### In-patient department

	Indicator	Standard	
Hospitalisation rate (/1000/year)	82.1	50 - 150	
Bed occupancy rate	49%	> 75%	✗
Mean length of stay for authorised discharges (days)	2.5		

## Reproductive Health

### Antenatal care

	Indicator	Standard	
Coverage of antenatal care (4 or more visits)	92%	≥ 90%	✓
Coverage of TT vaccination	31%	≥ 90%	✗
Coverage of anaemia screening in pregnancy	93%	≥ 90%	✓

### Delivery care

Proportion of deliveries attended by skilled personnel	99%	≥ 90%	✓
Proportion of deliveries performed by caesarean section	29%	5 - 15%	✗
Proportion of low birth weight deliveries (<2500g)	7%	< 15%	✓

### Maternal mortality

Number of maternal deaths reported	2		
% of maternal deaths investigated within 48 hours	200%	100%	

### Postnatal care

	Indicator	Standard	
Coverage of postnatal care	57%	≥ 90%	✗

### Sexual and Gender-based Violence

Incidence of rape (reported cases/10,000/year)*	0.0		
% of rape survivors who received PEP** < 72 hours		100%	
% of rape survivors who received ECP*** < 120 hours		100%	
% of rape survivors who received STI**** prophylaxis < 2 wks		100%	

\*Only includes rapes reported at health facilities \*\*Post-exposure prophylaxis \*\*\*Emergency contraceptive pill \*\*\*\*Sexually transmitted infection



UNHCR gratefully acknowledges the support of the following partners:

