Registered Refugees and Asylum-Seekers in DRC

Key Figures

- **523 528** Refugees and Asylum Seekers
- **520 076** Registered Refugees
- **3452** Asylum Seekers
- **223 644** Refugees and Asylum Seekers
- **554** Ex refugees Congolese who had returned to DRC
- **4206** Registered Refugees

Situation Overview

The refugee population in the DRC decreased from **520,602** to **520,076** compared to the previous month, a variation of 0.10% due mainly to the repatriation of 1,322 refugees to their countries of origin, including 256 Rwandans, 227 Central Africans, 838 Burundians and 1 Congolese from Brazzaville. Asylum seekers increased from **1,731** to **3,452** following the registration of Burundians.

Age and Gender of Refugee Population

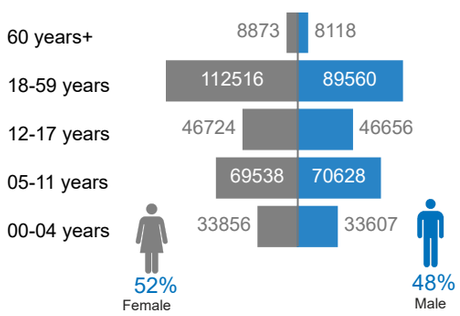

Refugee Population by Country of Origin

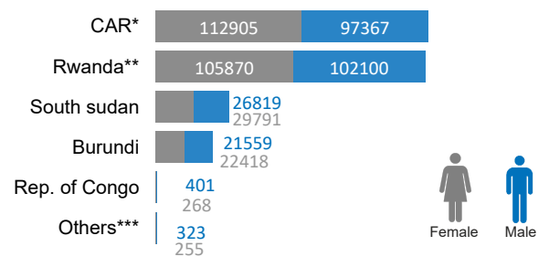

* Central African Republic

** 131,962 is the number of Rwandan refugees in the DRC registered by the DRC government not yet biometrically verified.

***: Angola, Sudan, Uganda, Somalia, Côte d'Ivoire, Eritrea, Syria, Liberia, Chad, Sierra Leone, cameroun, Nigeria, Mali, Senegal

Réfugiee by type of location

- 389 937 — 75% Rural
- 122 311 — 24% In settlements
- 7 828 — 2% Urban

Refugee Population by Province in DRC

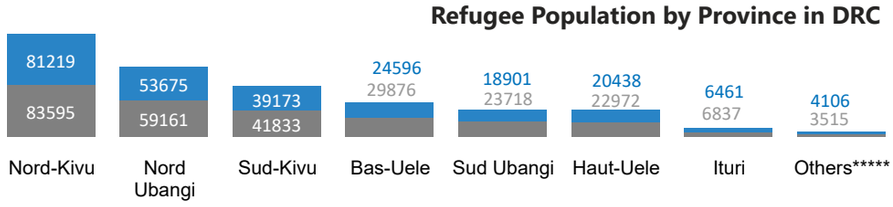

*****:Haut-Katanga (2456), Kinshasa (917), Lualaba (935), Lomami (789), Kongo-Central (762), Maniema (613), Tanganyika (784), Equateur (340), Tshuapa (14) et Kasaï-Oriental(11).

Location of refugee population in DRC

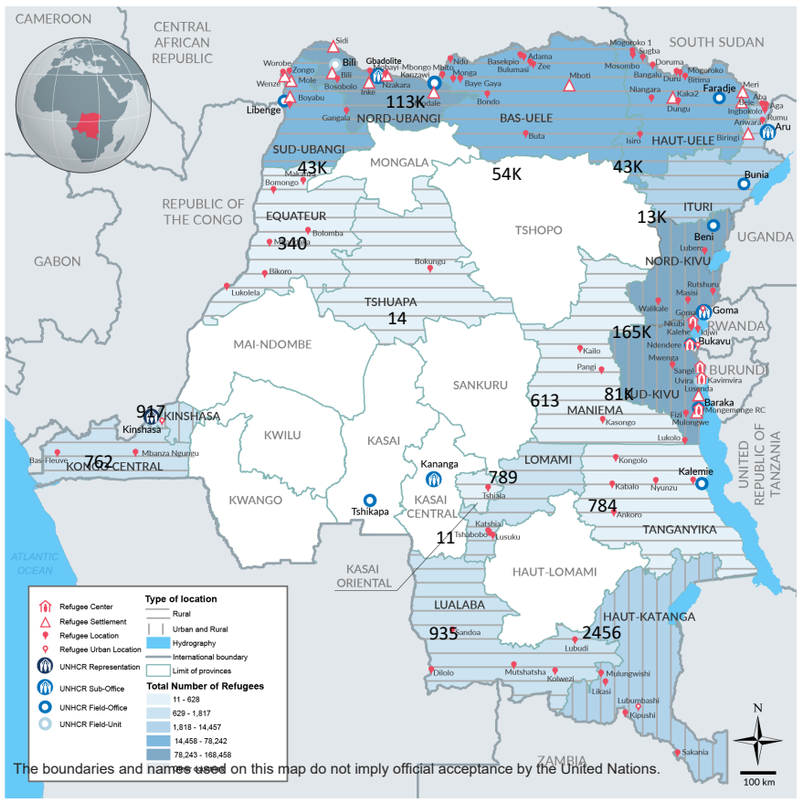

The boundaries and names used on this map do not imply official acceptance by the United Nations.

Asylum Seekers Population by Country of Origin

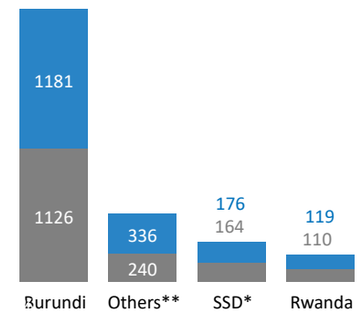

*South Sudan

** Somalia (176), Central African Republic, Angola, Republic of Congo, Cameroon, Chad, Syria, Mali, Liberia, Côte d'Ivoire, Sudan, etc.

Asylum Seekers Population by Province in DRC

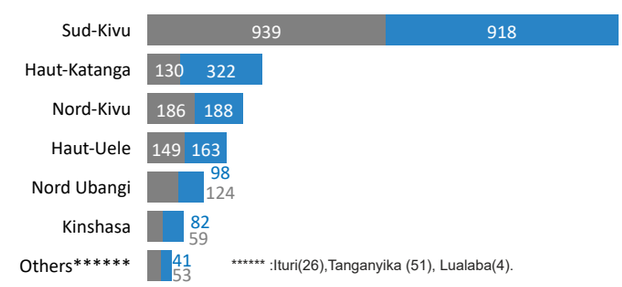

****** :Ituri(26),Tanganyika (51), Lualaba(4).

1 Refugees and asylum seekers aged 5 years and over, representing 55% of the total population.

Refugees and Asylum Seekers in RDC

Refugees in settlement

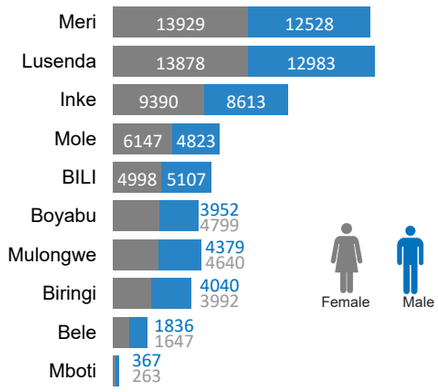

Refugees in the developpement pole

Localisation	F	M
sidi	2197	2126
wenze	3665	2549
Modale	3211	2775
Nzakara	4756	3891
Total	**13829**	**11341**

Urban refugees

Localisation	F	M
Goma	1649	1578
Lubumbashi	1028	1125
Bukavu	834	697
Kinshasa	445	472
Total	**3956**	**3872**

Repatriation situation in the DRC at June 30 2023

Number of refugees repatriated from the DRC

Country of origin	2018	2019	2020	2021	2022	2023
Burundi	180	101	1943	7296	3474	1682
RCA	9	3137	2061	5021	3350	1529
Rep. of Congo		3	5			1
Rwanda	3053	2136	922	1920	2451	987
South Sudan					3	0
Total	**3242**	**5377**	**4931**	**14237**	**9278**	**4199**

Number of refugees repatriated to RDC

Country of origin	Total
Guinée	3
Mali	1
Nigeria	1
RCA	7
RSA	102
Zambie	440
Total	**554**

Profile of refugees in the DRC

A) Person with specific needs

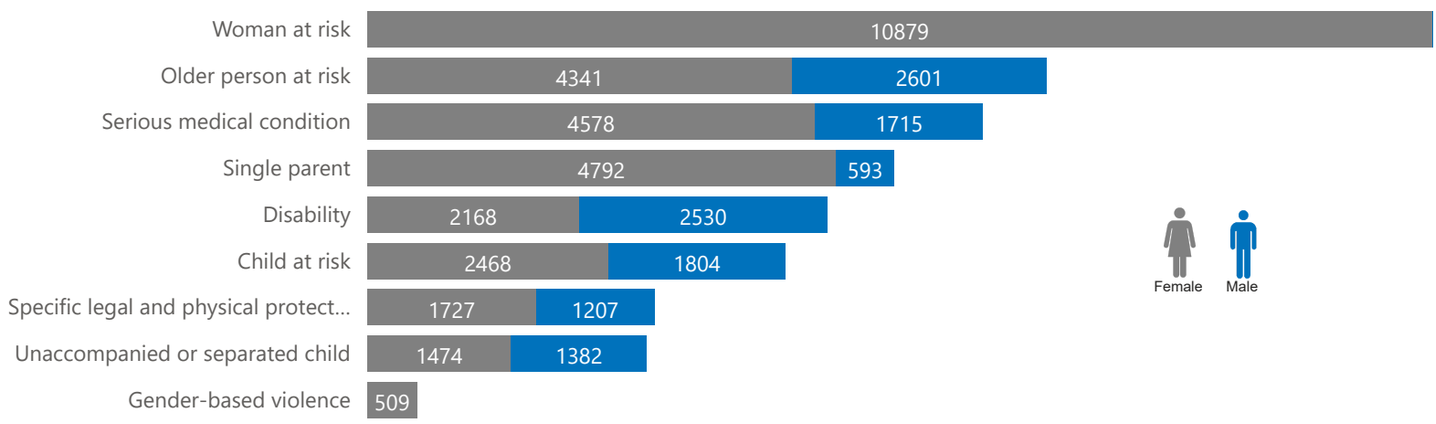

B) Top 5 Occupation

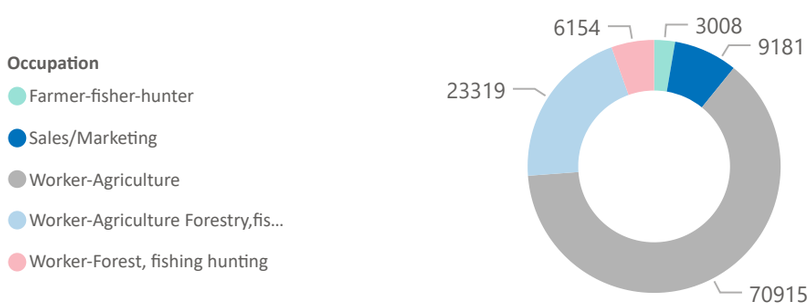

C) Pocs enrolled in the national education system

(2022 national report)

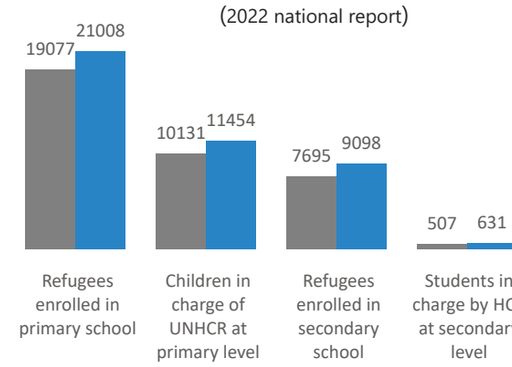

D) Documentation (issued by the Government):

60 244 refugees and asylum seekers living in urban's areas, and in the sites/camps have Refugee Cards, i.e., 30% of the eligible population (181 599 people). In addition, **321 231** persons were issues with refugee and asylum seeker certificates.
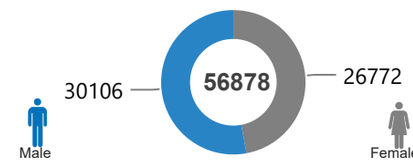
E) Situation of refugee children of school age