

In June, 92,000 new internal displacements were monitored by the UNHCR-led Protection and Returns Monitoring Network (PRMN). Drivers include conflict and insecurity (57,000), drought (28,000), floods (3,000) and others (4,000) displacements related to floods were recorded.

Hiraan (267,000) received the highest number of displaced persons followed by Gedo (204,000), Galgaduud (159,000), Nugaal (132,000) and Banadir (116,000) regions.

35,996
Refugees & Asylum-Seekers

At the end of June 2023, there were 36,996 refugees and asylum-seekers registered in Somalia, mainly from Ethiopia (23,986 asylum seekers and refugees), Yemen (10,2416 refugees and asylum seekers) and Syria (1,317 refugees and asylum seekers). The remaining 308 persons of concerns were from other countries.

Region	Ethiopia	Yemen	Other
Woq. Galbeed	10,554	5,236	1,258
Bari	7,891	1,882	91
Nugaal	2,599	210	17
Mudug	1,506	43	24
Togdheer	191	142	37
Sanaag	129	19	4
Awdal	295	173	9
Banadir	12	2,477	259
Sool			
Middle Shabelle			
Lower Shabelle		110	
Other	809	17	
TOTAL	23,986	10,311	1,699

7,444
Refugee Returnees (2020 - 2023)

Since January 2020, 7,444 Somali refugees have returned to Somalia. This figure includes Voluntary Repatriation from Kenya (923) and Assisted Spontaneous Returnees (ASR) from Yemen (951) and other countries (355). Approximately 4,638 Somalis were monitored as arriving spontaneously from Yemen since January 2020.

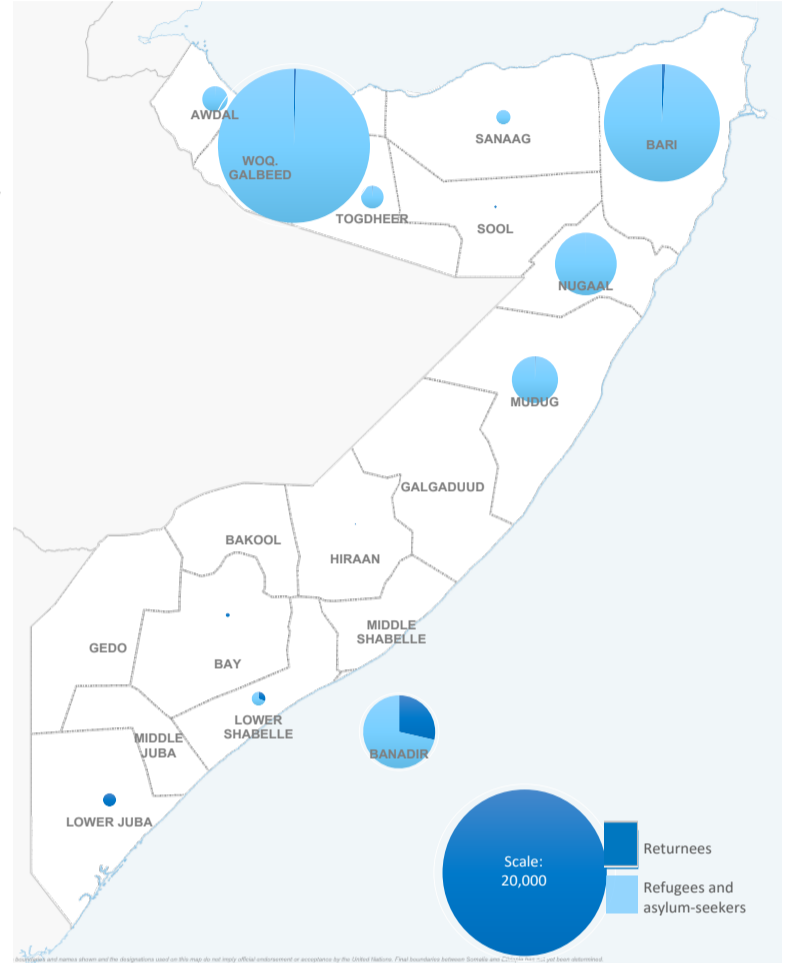
Region	Kenya	Yemen	Other
Banadir	411	676	146
Lower Juba	126		
Togdheer		4	2
Sool		7	3
UNREG		1	5
Gedo			12
Nugaal		1	3
Hiraan		3	
Woq. Galbeed		76	145
Lower Shabelle		32	1
Awdal		1	5
Other	386	118	21
TOTAL	923	920	362

Population of concern

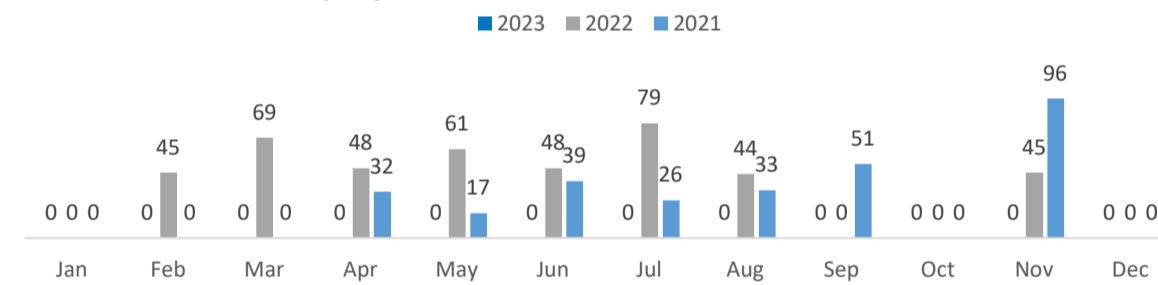
IDPs	3,864,000
Refugee Returnees	7,444
Refugees	16,737
Asylum Seekers	19,259

*Estimated internally displaced persons as of December 2022 (Source: Somalia IDP - WG)

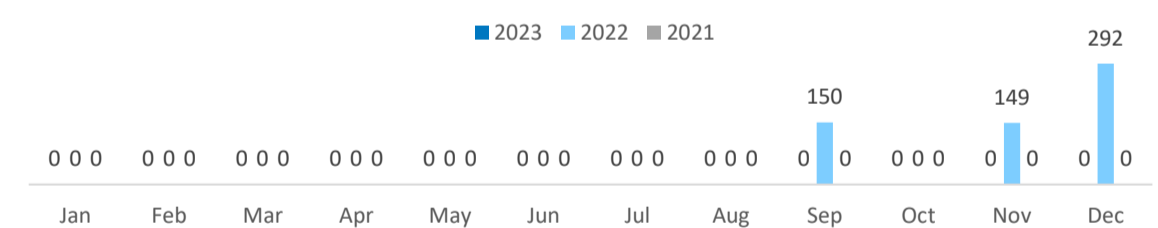
Returnees, refugee and asylum seekers map



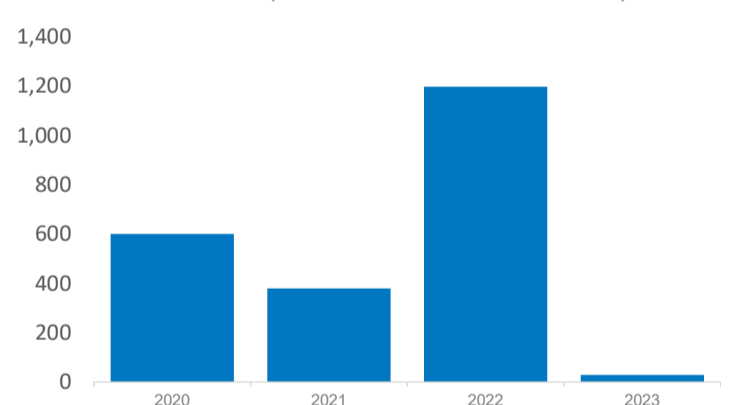
Somali returnees from Kenya by month



Assisted spontaneous returnees from Yemen by month



Number of returnees (with assistance from UNHCR) since 2020



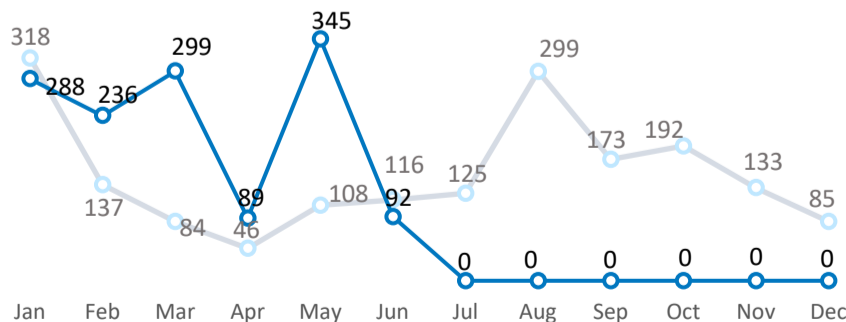
Somalia Internal DISPLACEMENT

Displacements monitored by UNHCR Protection and Return Monitoring Network (PRMN)

Monthly internal displacement (2022 - 2023)

(in thousands)

Year	People
2022	1,816,000
2023	1,349,000



2023 displacement reasons

Conflict/Insecurity	531,000
Flood	418,000
Drought related	309,000
Drought	60,000
Other	1,349,000

2023 top arrival regions

Hiraan	267,000
Gedo	204,000
Galgaduud	159,000
Nugaal	132,000
Banadir	116,000
Bay	107,000
Bari	73,000
Togdheer	52,000
Other	239,000
Total	1,349,000

June 2023 displacement reasons

Conflict/Insecurity	57,000
Drought related	28,000
Other	4,000
Flood	3,000
Total	92,000

June 2023 top arrival regions

Nugaal	41,000
Bari	10,000
Middle Juba	8,000
Banadir	7,000
Bakool	7,000
Gedo	5,000
Lower Juba	3,000
Lower Shabelle	3,000
Other	8,000
Total	92,000

[Somalia: Global Focus](#) - [Somalia: Information sharing portal](#) - [UNHCR Somalia](#) - [@UNHCRSom](#) - [Facebook: UNHCR Somalia](#) - [Somalia internal displacement](#)

UNHCR is grateful for the generous contributions of donors who have directly contributed to the UNHCR Somalia operation in 2023

