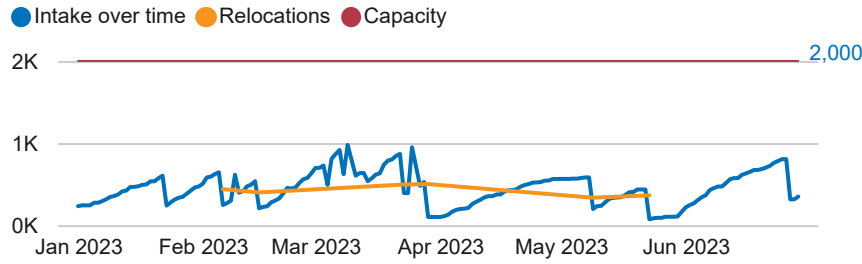


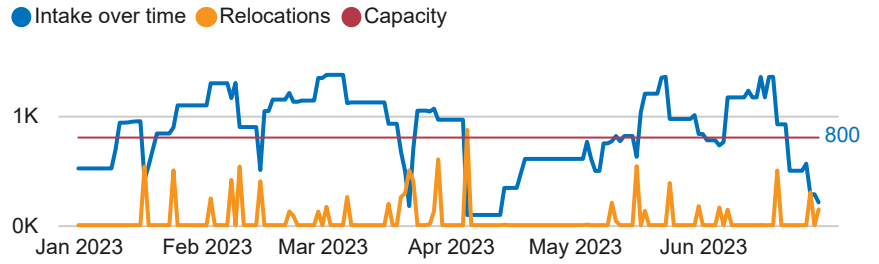
### Brief analysis on the status of transit / reception centres and collection points in West Nile

#### Nyumanzi RC



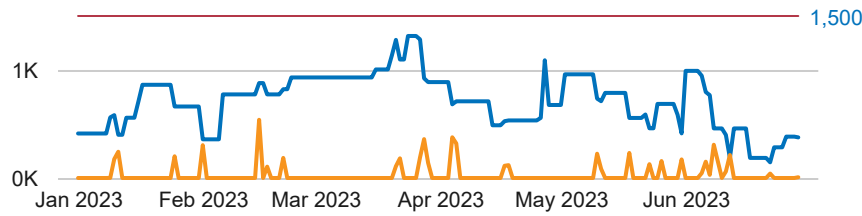
Nyumanzi RC has a maximum capacity of 2,000 individuals, and it has consistently remained below its capacity during this period. On an average day, approximately 420 individuals are accommodated in the RC. The highest number of individuals hosted in a single day was 977. However, the rate of relocations has been relatively low, starting from February until May. March saw the highest number of relocations, with 500 individuals being settled. No relocations have taken place in June

#### Ocea RC



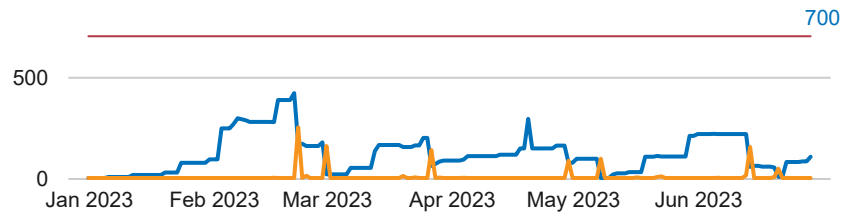
Ocea RC has a maximum capacity of 800 people, and it has consistently been operating beyond its capacity over time. On an average day, approximately 820 individuals are accommodated in the RC. The highest number of individuals hosted in a single day was 1,373. Relocations have been ongoing with a few spikes, the highest being in April which saw 870 individuals being settled

#### Omugo QC



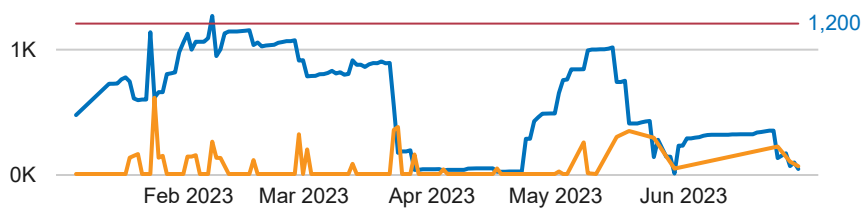
Omugo Quarantine Centre has the capacity to accommodate up to 1,500 individuals, and based on the observed trend, it has generally remained within its capacity. On an average day, the centre holds around 700 individuals, with the highest recorded number being 1,315 individuals on a single day. The rate of relocations has been comparatively low, starting from January and continuing until June. Among the months, April witnessed the highest number of relocations, with 539 individuals being settled.

#### Imvepi RC



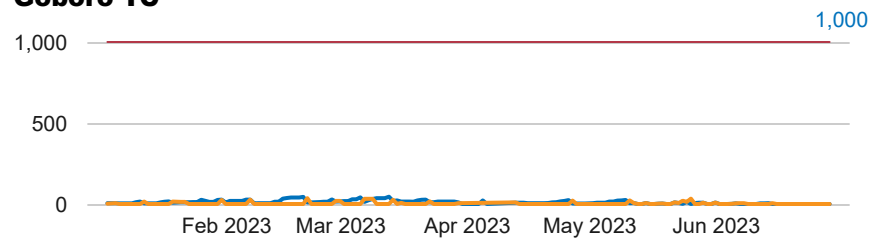
Imvepi RC has a capacity to accommodate up to 700 individuals, and during this period, it has remained under its capacity without being overburdened. On an average day, the center holds approximately 100 individuals, with the highest recorded number being 419 individuals on a single day. However, the rate of relocations has been relatively low. March saw the highest number of relocations, with 250 individuals being settled.

#### Kuluba TC



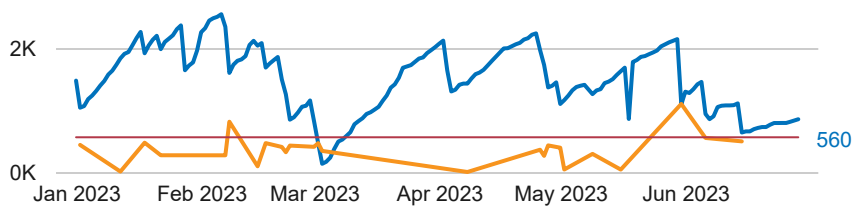
Kuluba TC began the year with a reasonably controlled capacity, but in early February, a significant increase in population was recorded, reaching 1,261 individuals. Relocations have shown a consistent pattern throughout the months, with January experiencing the highest number of individuals being relocated (608). Kuluba TC has a capacity to accommodate up to 1,200 individuals, and during this period, it has not exceeded its capacity. On an average day, the facility houses approximately 560 individuals, with the highest recorded number being 977 individuals on a single day.

#### Goboro TC



New arrivals at Goboro TC are promptly relocated upon their arrival, and the trend indicates that the number of relocations aligns with the current population. Goboro TC has a capacity to accommodate up to 1,000 individuals, and during this period, it has not exceeded its capacity. On an average day, the facility holds approximately 11 individuals, with the highest recorded number being 45 individuals on a single day.

#### Lokung CP

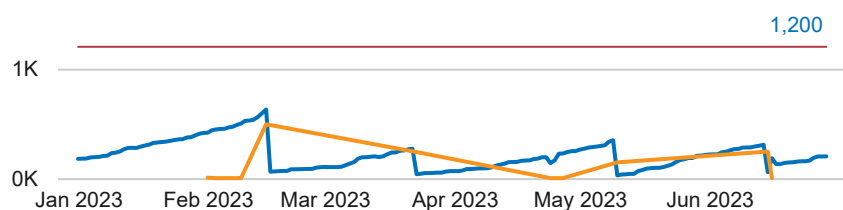


Lokung Collection Point, with a capacity of accommodating 560 individuals, has consistently been significantly overcrowded, reaching more than 200% over capacity most of the time. Relocations, based on the observed patterns, have been relatively infrequent. On an average day, the collection point holds around 1,400 individuals, with the highest recorded number of 2,503 individuals in a single day. The month of May experienced the highest number of relocations, settling a total of 1,090 individuals.

### Brief analysis on the status of transit / reception centres and collection points in South-West

#### Bubukwanga TC

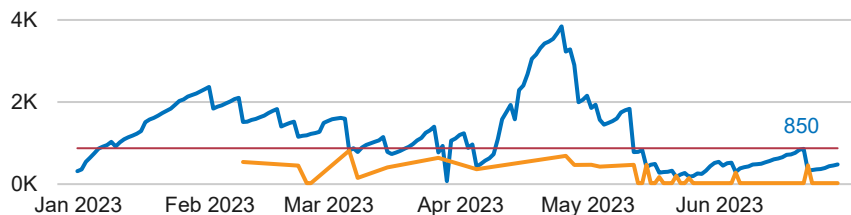
● Population on ground ● Relocations ● Capacity



On an average day, Bubukwanga TC holds approximately 202 individuals. Although its holding capacity is 1,200 individuals, it has held a maximum of 627 individuals on a single day. The majority of new arrivals from this TC are relocated to Rwamwanja Settlement. In general, the transit centre has managed to stay within its capacity, however much the rate of relocations has been relatively low, with the highest number (492 individuals) recorded in February.

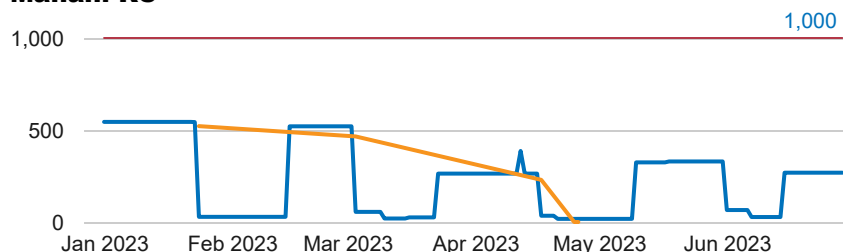
#### Nyakabande TC

● Population on ground ● Relocations ● Capacity



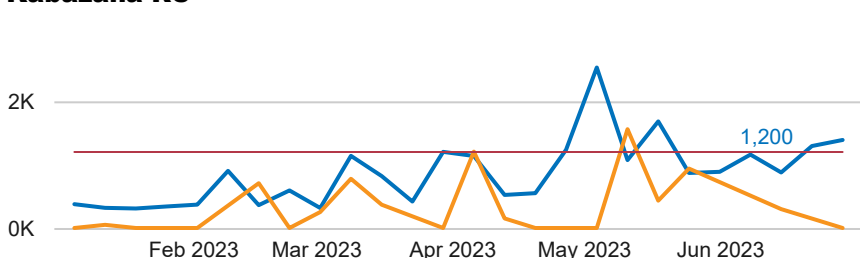
Until February, Nyakabande TC did not have any relocations, but starting from then until June, relocations have been on-going. The highest number of relocations (792 individuals) was recorded in March. The TC has a capacity to accommodate 850 individuals, yet on a daily average, it holds around 1,200 individuals and it has held a maximum of 3,819 individuals on a single day. The majority of the new arrivals from this transit center are primarily relocated to Nakivale settlement.

#### Mahani RC



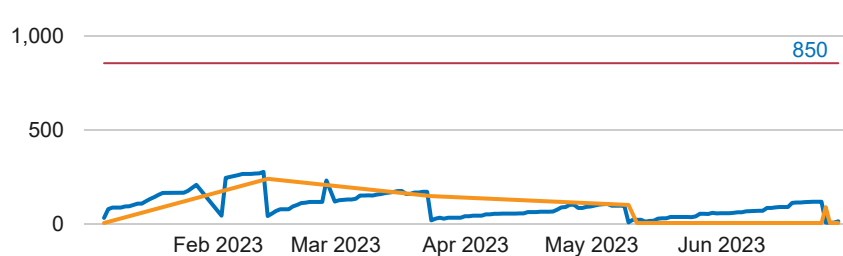
On average, Mahani RC holds about 200 individuals daily but has a holding capacity of 1,000 individuals while the maximum it has held is 544 individuals on a single day. March registered the highest number of relocations (465 individuals) from this RC with relocations ongoing until May. Overall, the reception centre has been within capacity.

#### Kabazana RC



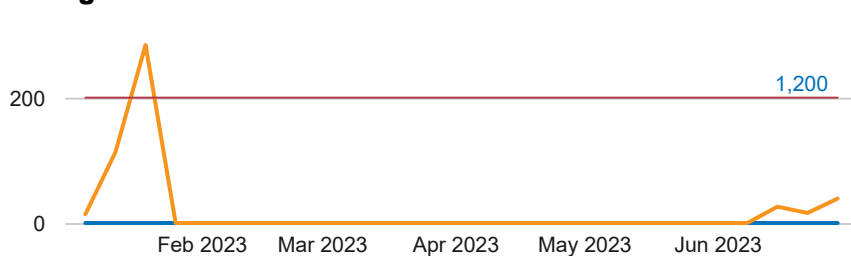
Kabazana RC, located in Nakivale settlement, has the capacity to accommodate up to 1,200 individuals. The congestion at this RC has been relatively well-managed, with a daily average of 800 individuals held at the reception centre. A maximum of 2,534 individuals on has been reported on a single day. In terms of relocations, May witnessed the highest number, with 1,560 individuals being relocated during that month.

#### Matanda TC



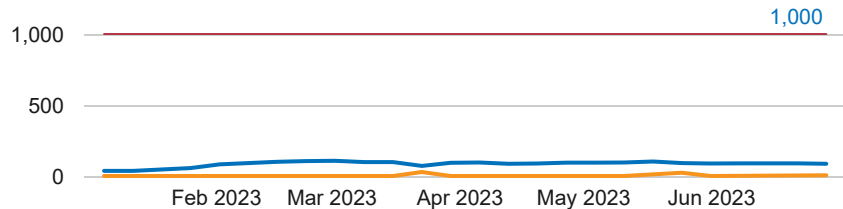
Throughout this period, the TC with a capacity to hold 850 individuals, has not experienced congestion. On a daily basis, it holds an average of 88 individuals, with the highest number recorded on a single day being 272 individuals. Relocations have been taking place since February, with the highest number of 235 individuals being registered.

#### Sebagoro TC



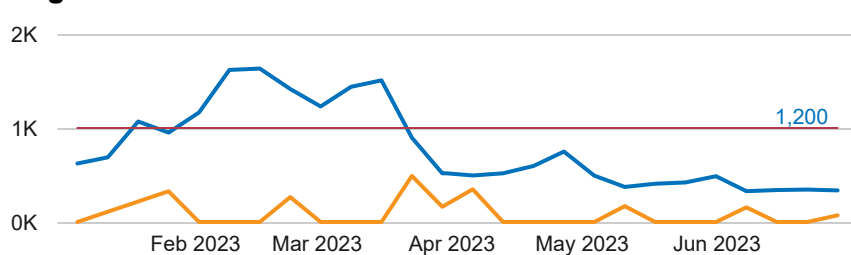
Sebagoro TC consistently maintains an empty population on-site as new arrivals are promptly relocated upon their arrival. With a holding capacity of 200 individuals, the TC remains unoccupied. The highest number of relocations, amounting to 284 individuals, was registered in January. New arrivals at Sebagoro TC are relocated to Kyangwali settlement.

#### Sweswe RC



Sweswe RC maintained a manageable population throughout the period, has not experienced congestion. On an average day, it holds around 84 individuals, with the highest recorded number on a single day being 107 individuals. Despite having a holding capacity of 1,000 individuals, the RC remained within its limits. The month of March witnessed the highest number of relocations, with 28 individuals being relocated. These relocation numbers have remained relatively consistent with the population at the RC.

#### Kagoma RC



Kagoma RC, with a capacity to hold 1,000 individuals, experienced an overcrowding situation during the period from February to April, exceeding its capacity by 60 percent. However, this situation improved after relocations were conducted, with the highest number of 490 individuals being relocated in March. On a daily basis, the RC accommodates an average of 780 individuals, and at its peak, it held a maximum of 1,632 individuals in a single day during the period.