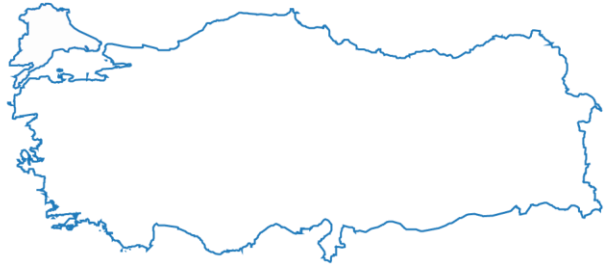

Inter-Agency Coordination Türkiye

Cash-Based Interventions Technical Working Group

Ankara – Istanbul – Gaziantep

27 September, 2022

Agenda

1. Welcome & Introductions *(5 mins)*
2. Review Action Points *(5 mins)*
3. Update: CBI in GBV Guidance Document *(IA, 10 mins)*
4. Update: CaLP Training Opportunities in Türkiye *(CaLP Network, 10 mins)*
5. Update: ESSN Criteria Changes *(TRC & IFRC, 45 mins)*
   a. Presentation: New ESSN Criteria *(15 mins)*
   b. Presentation: Case Examples *(15 mins)*
   c. Q&A *(15 mins)*
6. Program Updates *(all partners, 10 mins)*
7. Overview: Cash Situation in Türkiye Response *(25 mins)*
   a. Findings Concerning CBI Actors
   b. IM Review of Cash Progress
   c. Discussions
8. **A**ny **o**ther **B**usiness *(5 mins)*

Welcome & Introductions

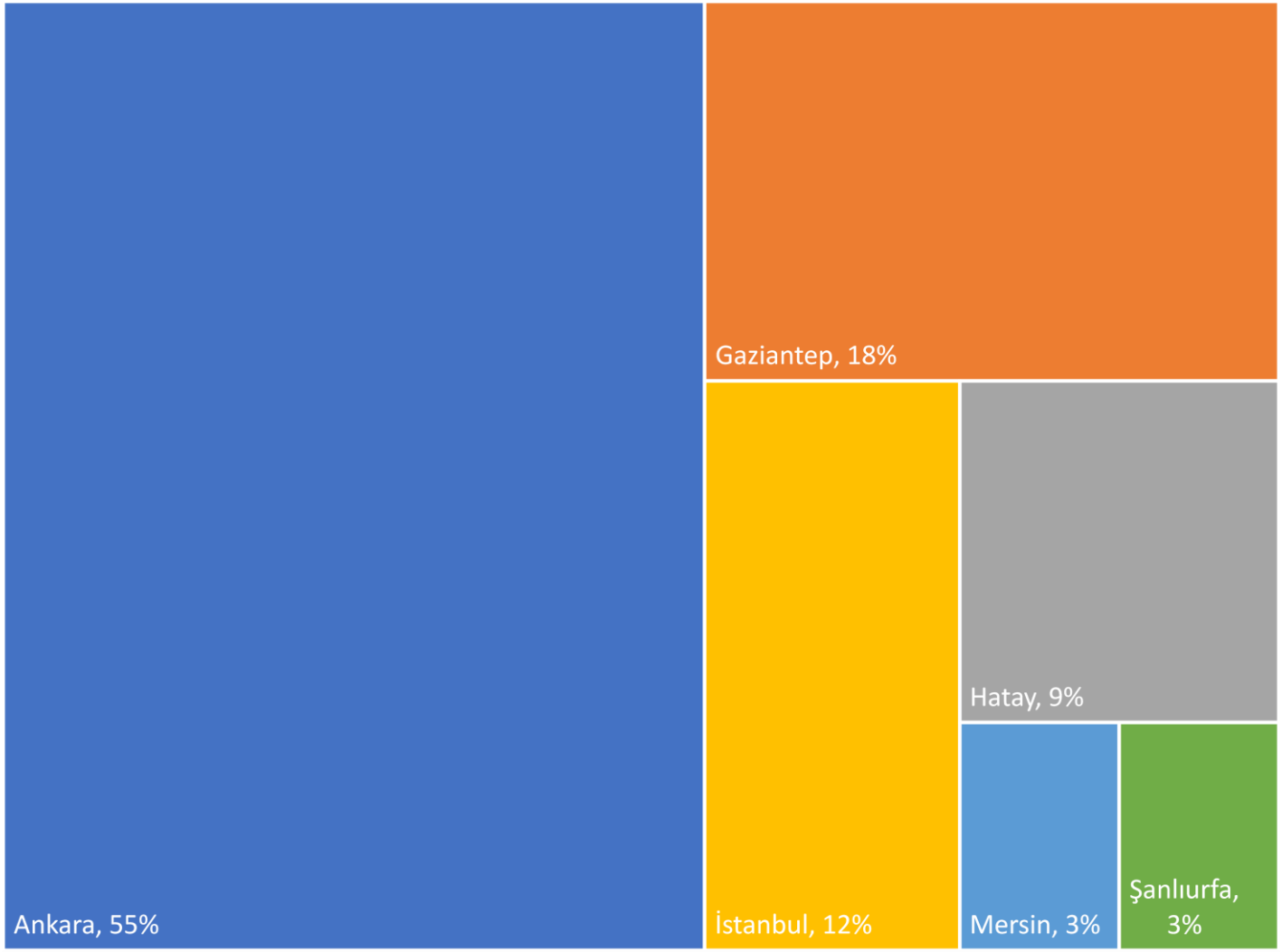

Al Resala	**JCCP/REALs**
CARE	**MSYD**
CALP	**PRM**
DG ECHO	**SEVKAR**
GIZ	**SGDD-ASAM**
GOAL	**Support to Life**
HRDF	**TRC**
IFRC	**UNHCR**
ILO	**Violet**
IOM	**WHH**

Review Action Points

Action Points	Progress
Members interested in the complementing technical advisor position to contact unver@unhcr.org	Open
Invitation of an upcoming CBI in GBV TT discussion to be shared with interested CBI TWG members for their participation	-
PDM Guidance Document to be shared after Eid break, partner inputs are expected, and will be reviewed in the next meeting	Done
Partners to share suggestions on their preferred areas of focus to be prioritised in the second half of 202	Open
Partners to share their CBI PDM samples and tools via the Inter-Agency Monitoring Tools Collection Form	Open

Update: CBI in GBV Guidance Document

- Guidance is the product of the dedicated Task Team (TT) for the use of **CBI in GBV risk mitigation, prevention, and response** in Türkiye
- TT was chaired by CARE and UNHCR.
- Members of the TT were GIZ, IFRC, IGAMDER, IOM, TRC, UNFPA, UNICEF and Welthungerhilfe.
- ASAM and KADAV provided contributions on an ad-hoc basis.
- TT decided on the content in November 2021, and in following 5 months 8 meetings were held.
- Draft (5) is shared with CBI in GBV TT for inputs mid August 2022. All contributions are complied.
- Draft (6) is shared with CBI TWG and GBV SWG 19 September.
- **Deadline for inputs 30 September CoB.**

Update: CaLP Training Opportunities in Türkiye

Funded by
European Union
Humanitarian Aid

IFRC

TÜRK KIZILAY

KIZILAYKART
PROGRAMMES

ESSN PROGRAM
CRITERIA CHANGE

27 September 2022

Contents

1. General Situation of Households Applying to the Program

- **The Transition of ESSN Program to Livelihoods:**

Identifying Capacity and Understanding Potential

- **Post Distribution Monitorings (PDMs)**
- **Focus Group Discussions (FGDs)**

2. General Findings / Motivation

3. Criteria Change

- **Adjusting Dependency Ratio Criteria**

1. General Situation of Households Applying to the Program

Data Sources

The Transition of ESSN Program to Livelihoods

Identifying Capacity and Understanding Potential

Focus Group Discussions (FGDs)

Post Distribution Monitoring (PDMs)

2. General Situation of Households in the Period of Vulnerability Studies

General findings/ Motivations

Increasing Prices

20% increase in the minimum expenditure basket limit value compared to the previous year.

Rapid Increase in Money Borrowing

Observing a significant increase in the debts of households that are beneficiaries or non-beneficiaries of the ESSN Program.

Decrease in Food Consumption

The percentage of beneficiary households with acceptable food consumption **decreased by 20%** compared to the previous year.

The Increase in Negative Coping Strategies

Frequently buying **food on credit**, **borrowing money**, and **reducing education and health expenditures** in households.

Within the scope of the FGD Findings;

Regardless of their educational background, there are more barriers to women's participation in working life due to **domestic responsibilities**.

Within the scope of the FGD Findings;

77% of women do not work or do not want to work, and **15% are currently not working**; however, it was determined that they wanted to work, and finally, **8% of them are working**.

3. Relationship Between Vulnerability and Household Demographics

Higher density of **elderly and adults** in the vulnerable group.



As a result of the ordinal logistic and logistic regression analyses performed depending on these situations, it was seen that **female individuals between the ages of 18-59** were intense.

The presence of **female individuals in the household** increases the probability of being included in the 3rd group, which is considered more vulnerable than other households.

Supporting Findings

FGDs

In the focus group discussions with the theme of livelihoods and women, it was stated that **women could not take a role in working life** due to the reasons such as holding themselves responsible for duties such as raising children and domestic responsibilities.

(FGD, September 2020)

Türk Kızılay Identifying Capacity and Livelihoods

Türk Kızılay Capacity Determination and Livelihoods v2, 1452 out of 1883 women (77.1%) indicated that they did not want to work for several reasons. Of the 1883 interviewed women, 284 (15.1%) are also unemployed but want to work. Only 7.7% of the women interviewed are working.

Moreover, the findings obtained from the regressions show that households with **18-59 female individuals** tend to be in the vulnerable group.

SASF Allowance

It is a predominantly female group.

BY JULY 2022;

HOUSEHOLDS MEETING THE FOLLOWING REQUIREMENTS

CAN BENEFIT FROM THE ESSN PROGRAM.

1. IF THERE IS AN ADULT MALE INDIVIDUAL BETWEEN 18 - 59 YEARS IN YOUR HOUSEHOLD;

Each adult male in the household between the ages of 18 and 59 must have a dependent ratio of 1.5 or more.

$$\frac{\text{Number of Children Between 0 - 17} + \text{Number of Male/Female Individuals Aged 60 and Over}}{\text{Number of Male Individuals aged 18 - 59}} \geq 1.5$$

2. IF THERE IS NO ADULT MALE INDIVIDUAL BETWEEN 18 - 59 YEARS OLD IN YOUR HOUSEHOLD;

The number of adult female individuals between the ages of 18 - 59 in the household should not exceed 2, and the total number of individuals should not exceed 6.

Stages of ESSN Program Criteria Change

November 2016
Emergency Social Safety Net(ESSN)
Program Started

ESSN

1) At least one disabled person
2) Only elderly and/or children
3) Single parent
4) Single female
5) At least 4 children
6) Dependancy ratio ≥ 1,5

+

SASF allowance:
5% of total applications
KDS A

July 2021
Complementary-Emergency Social Safety Net(C-ESSN)
Project Started

C-ESSN

1) At least one disabled person
2) Only elderly and/or children
3) Single parent

ESSN

1) Single female
2) At least 4 children
3) Dependancy ratio ≥ 1,5

+

SASF allowance:
5% of total applications
KDS A

July 2022
ESSN Program Criteria
Changed

C-ESSN

1) At least one disabled person
2) Only elderly and/or children
3) Single parent

ESSN

1) **Adjusted dependency ratio**

+

SASF allowance:
10% of total applications
KDS A&B

Example Scenarios

Example Household- 1
2 Female, 4 Children



Are there male in the household between the ages of 18-59?	**No**
Number of Female in the household ≤ 2	**Yes**
Total number of people in the household ≤ 6	**Yes**

Approved

Example Household - 2
2 Female, 5 Children



Are there male in the household between the ages of 18-59?	**No**
Number of Female in the household ≤ 2	**Yes**
Total number of people in the household ≤ 6	**No**

Denied

Example Scenarios

Example Household - 3
1 Female, 1 Male(60+) 3 Children



Are there male in the household between the ages of 18-59?	**No**
Number of female in the household ≤ 2	**Yes**
Total number of people in the household ≤ 6	**Yes**

Approved

Example Household - 4
1 Female

Are there male in the household between the ages of 18-59?	**No**
Number of female in the household ≤ 2	**Yes**
Total number of people in the household ≤ 6	**Yes**

Approved

Example Scenarios

Example Household - 5
1 Woman, 2 Male(18-59), 3 Children

Are there men in the household between the ages of 18-59? — **Yes**

$$\frac{\text{Number of Children } \textbf{(3)} + \text{Number of individuals 60 or Over } \textbf{(0)}}{\text{Number of Male Individuals aged 18-59 } \textbf{(2)}} \geq 1.5$$

Yes

Approved

Example Household - 6
1 Female, 2 Male(18-59), 2 Children

Are there men in the household between the ages of 18-59? — **Yes**

$$\frac{\text{Number of Children } \textbf{(2)} + \text{Number of individuals 60 or Over } \textbf{(0)}}{\text{Number of Male Individuals aged 18-59 } \textbf{(2)}} \geq 1.5$$

No

Denied

Q & A

Funded by
European Union
Humanitarian Aid

IFRC
TÜRK KIZILAY

Thank you...

If you follow us on social media channels,

Twitter:
@KIZILAYKART

LinkedIn:
@kizilaykart

Instagram:
@kizilaykart

www.**platform.kizilaykart**.org

CBI Program Updates

CBI updates from partners...

Overview: Cash Situation in Türkiye Response

IAPNA Findings related with economic situation of refugees
Shelter Note – rent parameter
Polticization of refugee response
Progress against indicators
Appeal vs Progress
- Basic Needs Mid-year
- Protection Progress

Cash Situation:
Increasing needs
Decreasing opportunities
Providing complementary CBIs to achieve protection outcomes in 2023-25?
Which areas might benefit the most from CBIs?

Overview: Cash Situation in Türkiye Response

Facts & Findings Concerning CBI Actors

IAPNA - 6

- Working status: 67 % of the respondents works (only 6 % formally).
- Levels of household expenditure increased significantly, with average change being 63% compared to pre-COVID periods.
- An overwhelming majority of respondents (90%) indicate the inability to meet their monthly expenses. Of these, 55% indicate that they are unable “at all”
- Similar to the previous Round, the most difficult expense to manage remains to be food (73%), followed by rent/housing (67%) and utilities (44%).
- 52% of the participants are receiving assistance. 86% receive cash assistance of which 81% are beneficiaries of ESSN.

Overview: Cash Situation in Türkiye Response

Facts & Findings Concerning CBI Actors

Shelter Situation (BNWG)

Facts

- According to Eurostat, house prices and rents increased by 110% and 15.4% respectively during the period between the first quarters of 2021 and 2022.
- Recent analysis of Bahçeşehir University Centre for Economic and Social Research utilising *sahibinden.com* data, the overall average square meter rental price in Türkiye increased by 182.7% as of April 2022 compared to the previous year.

3RP Response

- BNWG - Existing shelter support mechanisms by partners in Türkiye are limited in number; in fact, they do not provide support to first-time renters or households with difficulties in paying rent.
- Complementary cash support dropped siginificantly, and only some of the cash for protection programs include rent support.

Next Steps

- Increasing the flexibility of cash support programmes targeting access to adequate housing to increase amounts and frequencies of cash transfers.
- Enhancing ad-hoc CBIs to minimise the negative impact of the increasing rents and decreasing purchasing power.

Overview: Cash Situation in Türkiye Response

Findings Concerning CBI Actors

ESSN, C-ESSN, SASF DA

- Change in criteria will have positive outcomes in terms of inclusion
- Transfer amounts increased; ad-hoc supports are provided when need is identified
- SASF discretaionary allowance quota increased

Turkey: Intersectoral CBI Assistance Dashboard

as of August 2022

Inter-Agency Coordination Türkiye

Geographical Breakdown of Number of Beneficiaries Reached

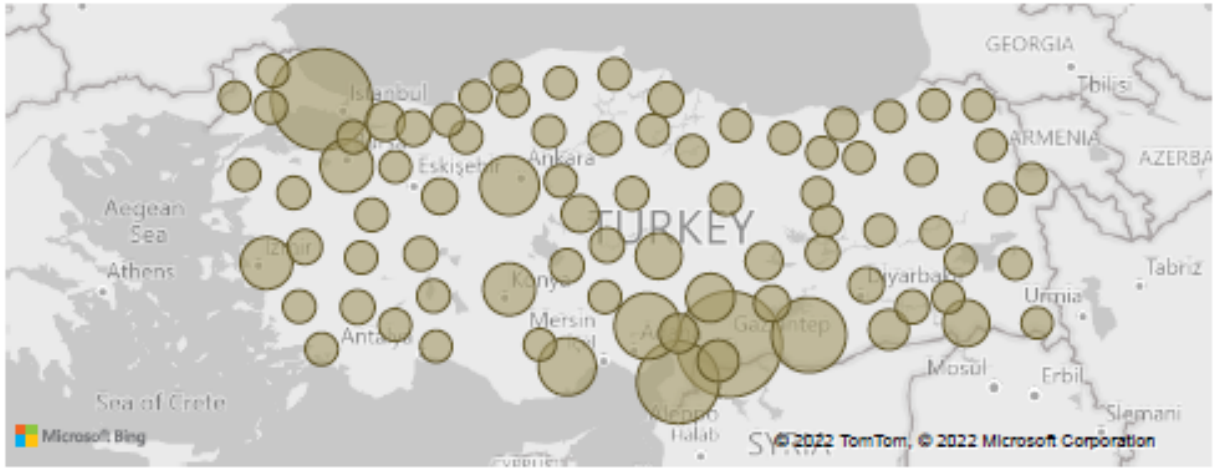

Beneficiaries reached by Month

Beneficiaries reached by Sector

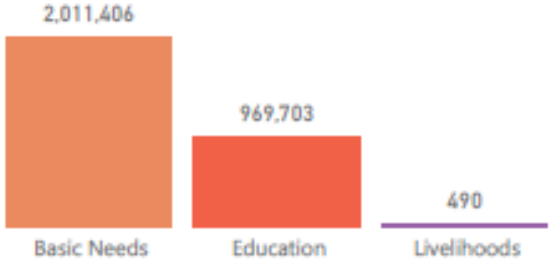

Basic Needs

1,895,253 individuals benefitting from monthly cash-based interventions

90,660 individuals benefitting from one-time cash-based interventions

0 individuals benefitting from transportation services

74,247 individuals receiving in-kind or cash food assistance

Protection

0 individuals receiving cash assistance to meet their protection needs

Education

800,839 of children (5-17 years) supported by cash-transfers for education

2,190 students receiving higher education scholarships

Livelihoods

0 individuals employed through public infrastructure and environmental assets improvement such as cash for work programmes

13 refugees or host community members completed trainings

0 refugees completed Turkish language trainings

Progress Against the 3RP Targets

Indicator Name	2021 Target	Reached
1.10.2 # of children (5-17 years) supported by cash-transfers for education	662,500	800,839
1.2.3. # of individuals receiving in-kind or cash food assistance	129,700	74,207
1.2.1.b # of individuals benefitting from cash-based interventions	780,119	41,906
1.2.1.a # of individuals benefitting from cash-based interventions	780,119	27,397
1.6.2 # of students (>18 years) receiving higher education scholarships	2,290	2,108
1.1.2 # of individuals benefitting from transportation services	25,000	0
1.3.4 # of refugees or host community members employed through public infrastructure and environmental assets improvement such as cash for work programmes.	8,280	0
2.1.4 # of individuals receiving material or cash assistance to meet their	233,798	0

Nationality



Beneficiaries reached by Age

Beneficiaries reached by Gender

Partner

ASAM	ATAA Relief	IOM	MoFLSS	SEVKAR	SPARK	TRC	UNHCR	WHH	YTB

ESSN Filter

All

BNWG Mid-Year Assessment

Output 1.2 Vulnerable refugees have access to essential goods (Food, Non-food and CRIs) and services in a safe, gender-sensitive and dignified manner	**(A) Total of Targets** *16 Partners*	**Mid-year Achievement of the Target (#)**	**Mid-year Achievement of the Target (%)**	**(B) Expected Achievement of Target by the end of 2022**	**Notes**
1.2.1 # of individuals benefitting from cash-based interventions	850.997	64.836	7,6%	92.963	Program targetting 750K not funded. Further funding & programing needed.
1.2.3. # of individuals receiving in-kind or cash food assistance	159.628	104.841	65,6%	115.655	Programs targetting over 10K not funded

PWG Cash Progress

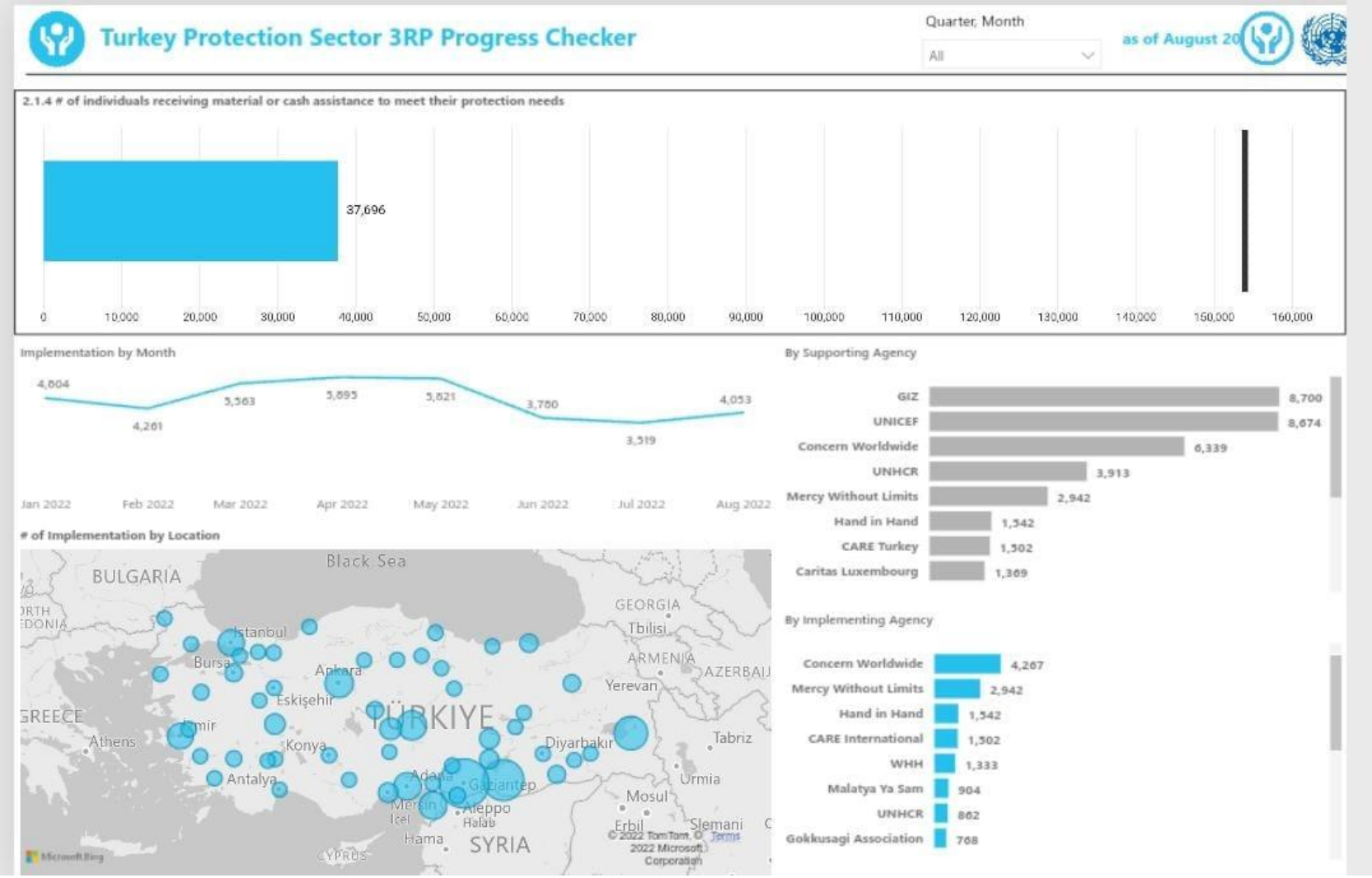

Cash Progress of Protection Partners

Organisations	Grand Total
ASAM	8500
Bonyan	250
CARE International	700
Concern Worldwide	1750
Gokkusagi Association	300
Hand in Hand	800
HRDF	1000
KADAV	30
Malatya Ya Sam	350
Mercy Without Limits	3000
Multeciler Dernegi	450
UNFPA	200
UNHCR	10000
WHH	200
Grand Total	**27000**

All figures rounded-up for the presentation

Overview: Cash Situation in Türkiye Response

Summary

- Increasing needs
- Decreasing opportunities
- Slow progress in cash support programs

Cash Actors to Discuss:

1. Providing complementary CBIs to achieve protection outcomes in 2023-25?
2. Consequences of significant decrease in CBIs accross sectors?
3. Which areas should be prioritised for CBIs?

AOB

THANK YOU