Quarterly Inter-Agency Hungary Snapshot
January to June 2023

Regional Refugee Response for the Ukraine Situation

ACHIEVEMENTS BY SECTOR

PROTECTION

Protection

# of individuals who have been supported in accessing protection services

30K

Child Protection

# of children provided with child protection and related services

9,396

# of participants trained on child protection and children's rights

1,586

Gender-Based Violence

# of GBV Referral Pathways Established and Functional

1

# of persons reached through community outreach and prevention activities on GBV

3,876

EDUCATION

of children enrolled in formal education in host countries (*Government enrollment figure)

4,856

# of children participating in non-formal education programmes in the host countries

11K

HEALTH & NUTRITION

of consultations provided for mental health and psychosocial support

11K

# of people supported in accessing health care services

4,597

BASIC NEEDS

of individuals who received assistance for basic needs

46K

LIVELIHOODS & SOCIO-ECONOMIC INCLUSION

of individuals who received support in livelihoods and socio-economic inclusion services and development programmes

7,798

CASH

of individuals who received cash assistance

11K

PROTECTION FROM SEXUAL EXPLOITATION AND ABUSE

of PSEA network members and partner personnel trained on SEA risk mitigation, prevention and response

441

Funding required vs Funding received

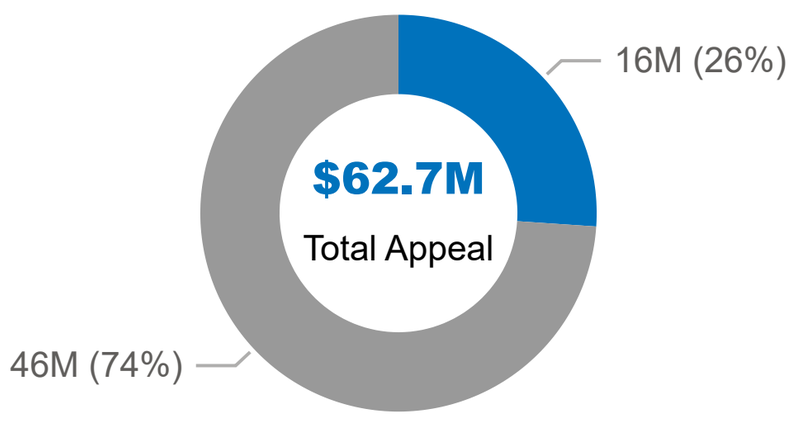

Number of people reached



29 out of **37** RRP partners reported

Inter-Agency Hungary Country Indicator Overview
January to June 2023

Regional Refugee Response for the Ukraine Situation

ACHIEVEMENTS BY SECTOR

PROTECTION

Protection (General and Legal)

1,071	# of adults at risk identified and referred to specialized services
1,652	# of individuals reached through counselling sessions on the benefits and entitlements of Temporary Protection status
21,980	# of individuals receiving information on services and refugees' rights in a relevant language
4,006	# of persons with specific needs receiving targeted protection support
2,246	# of individuals provided with integrated case management
102	# of participants trained on legal matters
91	# of individuals participating in legal awareness raising sessions
324	# of individuals receiving legal assistance

Child Protection and GBV

415	# of persons reached with information on GBV through group sessions, one-on-one counseling or via online platform
292	# of trained personnel on GBV prevention, response and risk mitigation measures
6,211	# of children accessing Blue Dots or other safe spaces, protection and support hubs
537	# of children who have received individual case management
2,123	# of children provided with community-based child protection services
1,586	# of participants trained on child protection and children's rights
416	# of children provided with recreational child protection services
2,127	# of children supported with specialized child protection services

EDUCATION

10K	# of children participating in non-formal catch-up classes outside of the formal education system
781	# of children receiving learning materials
226	# of children supported to enroll in formal education in host countries
81	# of refugee education personnel trained on topics related to the needs of refugee learners

PREVENTION FROM SEXUAL EXPLOITATION & ABUSE

441	# of PSEA network members and partner personnel trained on SEA risk mitigation, prevention and response
25	# of RCF members having a dedicated PSEA focal point
22%	% of implementing partners assessed as having medium or full capacity*

** average based on UN Implementing Partner PSEA Capacity Assessments conducted*

Inter-Agency Hungary Country Indicator Overview
January to June 2023

Regional Refugee Response for the Ukraine Situation

ACHIEVEMENTS BY SECTOR

BASIC NEEDS

Accommodation

3,582

# of individuals provided with short-term accommodation

Food Assistance

34,531

# of individuals who received in-kind food assistance

9,135

# of individuals who received prepared meals

Cash Assistance

5,776

# of individuals who received multi-purpose cash assistance

5,068

# of individuals who received cash / voucher assistance for basic needs

HEALTH & NUTRITION

Mental Health & Psychosocial Support

29

# of workers involved with MHPSS interventions trained in MHPSS (online & in-person)

11K

# of consultations of focused psychosocial support

89

# of consultations of specialized services

4,502

# of individuals who participated in community-based psychosocial support activities

73

# of MHPSS staff supervised

6,000

# of people participated in MHPSS awareness raising sessions

Note

The number of consultations does not equal individuals reached. 8,572 individuals were reached with focused psychosocial support and 153 individuals were reached with specialized services

Non-Food Items

32,363

# of individuals who received non-food items

NFIs distributed by type

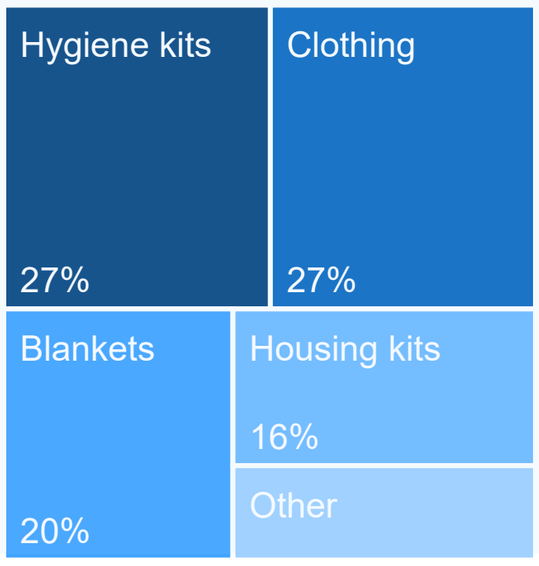

Health

4,597

# of individuals supported with accessing healthcare

LIVELIHOODS & SOCIO-ECONOMIC INCLUSION

Livelihoods

6,094

# of individuals receiving professional/skills trainings

335

# of individuals supported to access childcare and kindergarten

256

# of individuals who received support in accessing employment

Accommodation

2,799

# of individuals receiving support in accessing mid and long-term collective accommodation

2,440

# of individuals receiving support in accessing mid and long-term private accommodation

1,530

# of individuals receiving information/counselling and/or taking part in awareness raising events