WASH Dashboard

Quarter 2

Uganda Refugee Response Plan (RRP) 2022- 2023

Jan - June 2023

Overview

Overview

The WASH sector aims at ensuring that refugees and hosting populations have improved equitable and sustainable access to safe water, sanitation, and hygiene services. People's needs and the environment remains at the center of all interventions through inclusion of services to National systems and innovative approaches to prepare new arrivals as well as established populations to achieve self-reliance. This is being achieved through implementation of the broader water and environment sector refugee response plan (WERRP) that was launched in 2020. The approach is to transition all services to national systems (district local government, catchment committees and water supply utilities). On average, there has been maintenance of WASH service levels since quarter two. This is attributed to a balance in the commissioning of WASH infrastructures with high rate of new arrivals during the period. However, in some settlements receiving new arrivals, WASH access levels remain critically low, just above emergency survival threshold. Rwamwanja and Nakivale continued to post the lowest access levels with water access as low as 11.5 litres per person. While sanitation coverage remains low in Nakivale (42%) and Palorinya (47%) due to increased new arrivals and floods respectively.
The process of transition to national utility is ongoing with two settlements (Nakivale and Oruchinga) planned for handover to National Water and Sewerage Corporation in the coming months. Another 30 systems are planned for handover to Umbrella Authority in the next two years through support from GIZ, a development partner.

During the second quarter of the year, WASH partners have responded to emergencies in Southwest, Northern and West Nile regions. Water access was maintained at an average of 12.5 liters per person per day in areas where new arrivals were settled within the emergency threshold of 7.5-15lpd. While latrine per person ration was kept at 1:55 slightly above the target of 1:50 through construction of 200 emergency latrines.
To promote personal hygiene and environmental sanitation amongst the newly arrived, WASH partners deployed community hygiene promoters (Village Health Teams) at a ratio of 522 persons per hygiene promoter (target is 1:500). Despite the emergency response that diverted funds, the sector still managed to maintain an average daily water per capita of 17lpd compared to 16lpd posted in December 2022. Similarly, sanitation coverage at HH level has slightly reduced from 67% to 66% on average. On UNHCR partner selection, an expression of interest was sent out and partners selected as UNHCR implementing partner until the year ending 2025. There has been a change in partner in Southwest and Midwest, with Nsamizi, a local agency now implementing WASH. All implementing partners for West Nile and Northern settlements remains unchanged.

The major challenge of the sector is inadequate funding not only for emergency response but also major infrastructure development to improved access levels. In addition, the Water and Environment Sector Refugee Response Plan has expired in June 2023, there is need for funding to conduct the review and development of WESRRP II covering the years 2023/2025

Key priorities for the sector include;

- Emergency response through provision of water and sanitation services to new arrivals
- Review of the Water Environment Sector Refugee Response Plan (WESRP) I and develop new sector response plan
- Continue with HH latrine construction to increase coverage
- Support the transition of water management to the national utility through immediate improvement works and social marketing- community engagement
- Environmental sanitation and personal hygiene sensitization using Village Health Teams (VHTs) approach (Training new VHTs)
- Maintain flexible mechanism to respond to disease outbreak as well as new influx.
- Orient the partner, Nsamizi, for Southwest and Midwest settlements

Key indicators

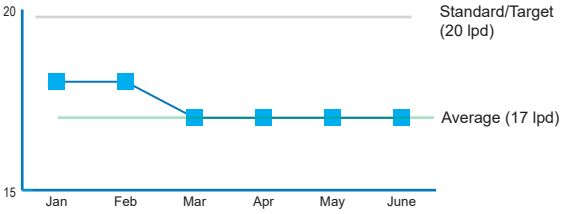

Litres per person per day

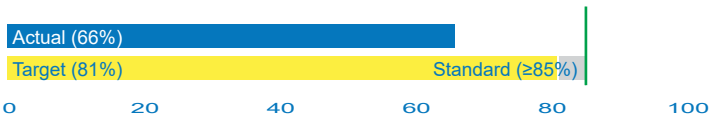

Household latrine coverage (as of Mar 2023)

Outcome: Improved equitable and sustainable access to water supply for refugees and hosting population

Indicator	*Actual*	*Target/Standard ('23)*
Litres per person per day (Q1 average)		
- Congolese refugees	15	20
- South Sudanese refugees	18	20
- Other refugees	17	20

Actual ■ *against annual target* ■ *or standard* ■

Water pumped through renewable energy		
- Congolese refugees	42%	60%
- South Sudanese refugees	55%	60%
- Other refugees	67%	65%

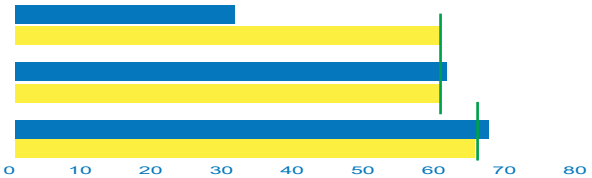

Achievements data: ActivityInfo (reported by sector lead) **Author:** UNHCR Representation in Uganda **Feedback:** ugakaimug@unhcr.org **For more info:** www.ugandarefugees.org

Sector contacts: Robert Mutiibwa (Ministry of Water) mutiibwarobertkirya@gmail.com +256752447894 Simon Peter Odong (UNHCR) odongos@unhcr.org +256780140341 Johnathan Hunter (UNICEF) jhunter@unicef.org

Published: August 2023

Outcome: Improved equitable and sustainable access to sanitation and hygiene services for refugees and hosting population

Indicator	*Actual*	*Target/Standard ('23)*	*Actual* ■ *against annual target* ■ *or standard*
Household latrine coverage (as of Mar 2023)			
- Congolese refugees	65%	77% / ≥85%	
- South Sudanese refugees	67%	78% / ≥85%	
- Other refugees	62%	87% / ≥85%	

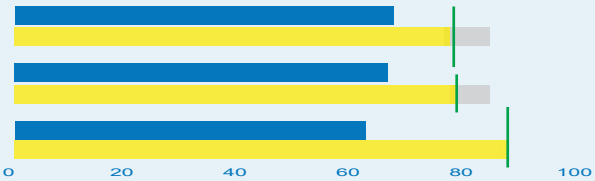

Institutional sanitation facilities constructed			
- Congolese refugees	61	200	
- South Sudanese refugees	76	200	
- Other refugees	0	40	

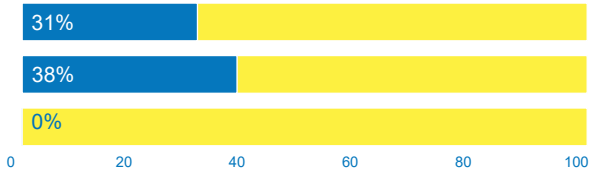

Outcome: Improved equitable and sustainable access to water supply for refugees and hosting population

Indicator	*Actual*	*Target/Standard ('23)*	*Actual* ■ *against annual target* ■ *or standard*
Water abstraction permits acquired for motorized systems			
- Congolese refugees	23	10	
- South Sudanese refugees	44	15	
- Other refugees	0	6	

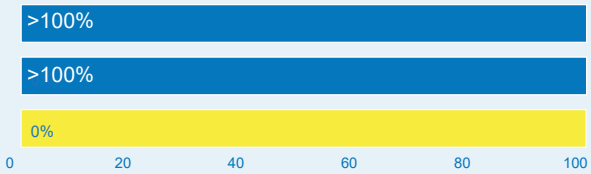

Water schemes under management of utilities (e.g. NWSC and Umbrella Authorities)			
- Congolese refugees	6	6	
- South Sudanese refugees	4	10	
- Other refugees	0	2	

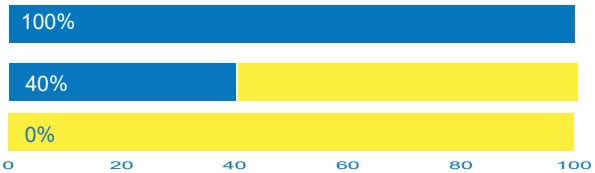

Water resource monitoring stations installed and frequently monitored			
- Congolese refugees	30	10	
- South Sudanese refugees	134	15	
- Other refugees	0	6	



Funding

$ 34M

Total Recquired

Received ($ 3.8M) Gap ($ 30.2M)

Partners

Action Agency for Integrated Development (AAID) | Action Against Hunger (ACF) | Agency for Cooperation and Research in Development (ACORD) | Better World | Caritas Uganda (Caritas) | Community Integrated Development Initiatives (CIDI) | Community Empowerment for Rural Development (CEFORD) | ForAfrika | District Local Government (DLG) | Humanitarian Initiative Just Relief Aid (HIJRA) | International Aid Services (IAS) | International Rescue Committee (IRC) | IsraAID | Jesuit Refugee Services (JRS) | Lutheran World Federation (LWF) | Malteser International (MI) |Medical Teams International (MTI) | Ministry of Water and Environment (MoWE) | National Water and Sewerage Corporation (NWSC) | NSAMIZI | NURI | Oxfam International | Peace Wind Japan (PWJ) | Samaritan's Purse (SP) | UN High Commissioner for Refugees (UNHCR) | United Nations Children's Fund (UNICEF) | Welhungerhilfe (WHH) | Water Mission Uganda (WMU) | Uganda Red Cross (URC) | Water Aid | World Vision International (WVI)

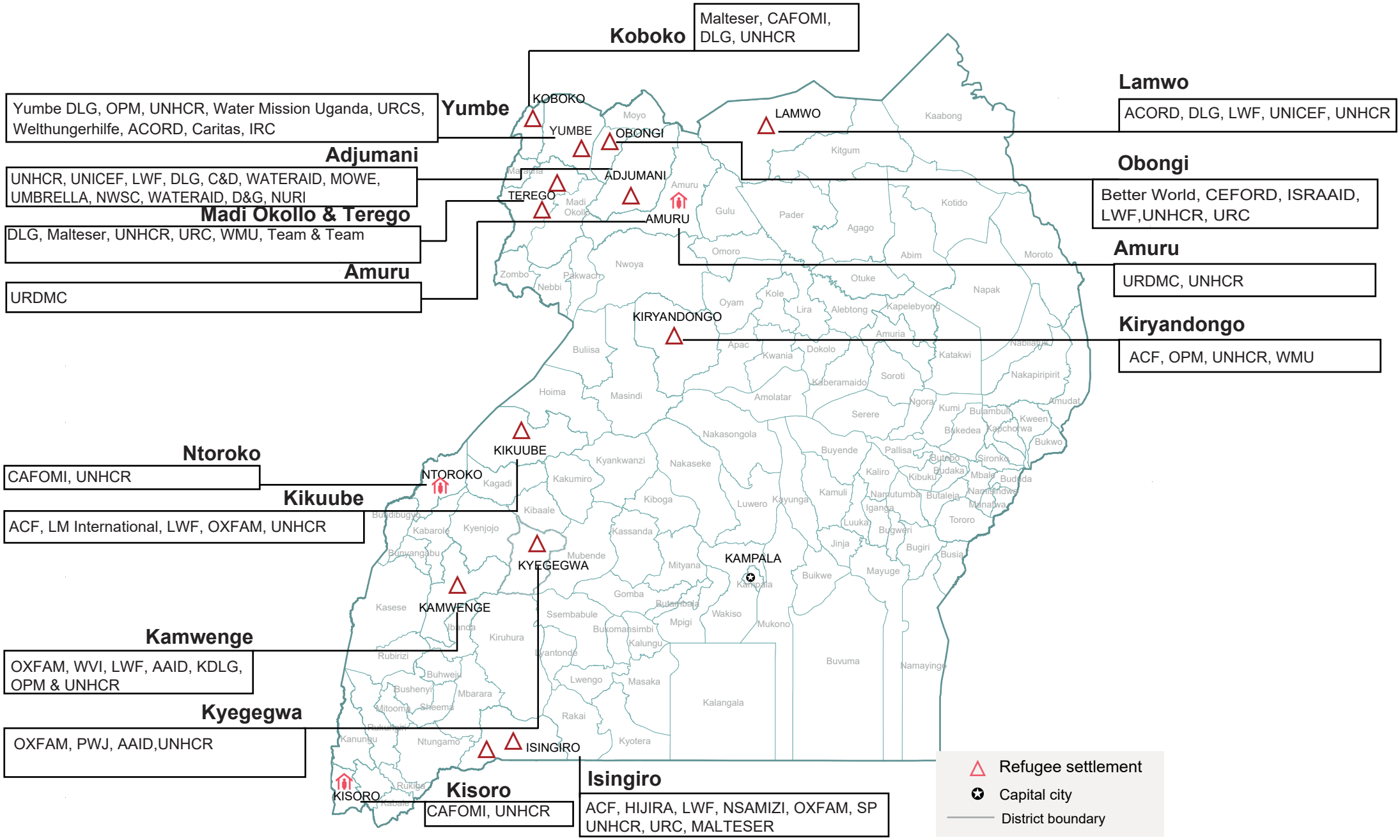

The boundaries and names shown and the designations on this map do not imply official endorsement or acceptance by the United Nations