



Overview

The Education Sector Strategy in the UCRRP (2022-2023) is aligned to the aspirations of the Second Education Response Plan (ERP II) and the Third National Development Plan (NDP III). The ERP II aims to ensure that an average of 690,540 children, adolescents, and youth from the refugee and host communities, have access to sustained quality and inclusive learning opportunities annually. Currently, the education sector is implementing a multi-year resilience program framework, to leverage and align additional funding to the sector. For this quarterly reporting, data is derived from the first year of the ERP II implementation to which partners are contributing.

Achievements / Challenges / Priorities

- Overall increase in GE from 53% in term three in 2022 to 55% in term One 2023.
- GER for Pre-primary and secondary remained 44 per cent and 10 per cent respectively. In Primary there was a significant from 94 per cent to 95 per cent.
- Approval of the second Education Response Plan for Refugee and Host Communities.

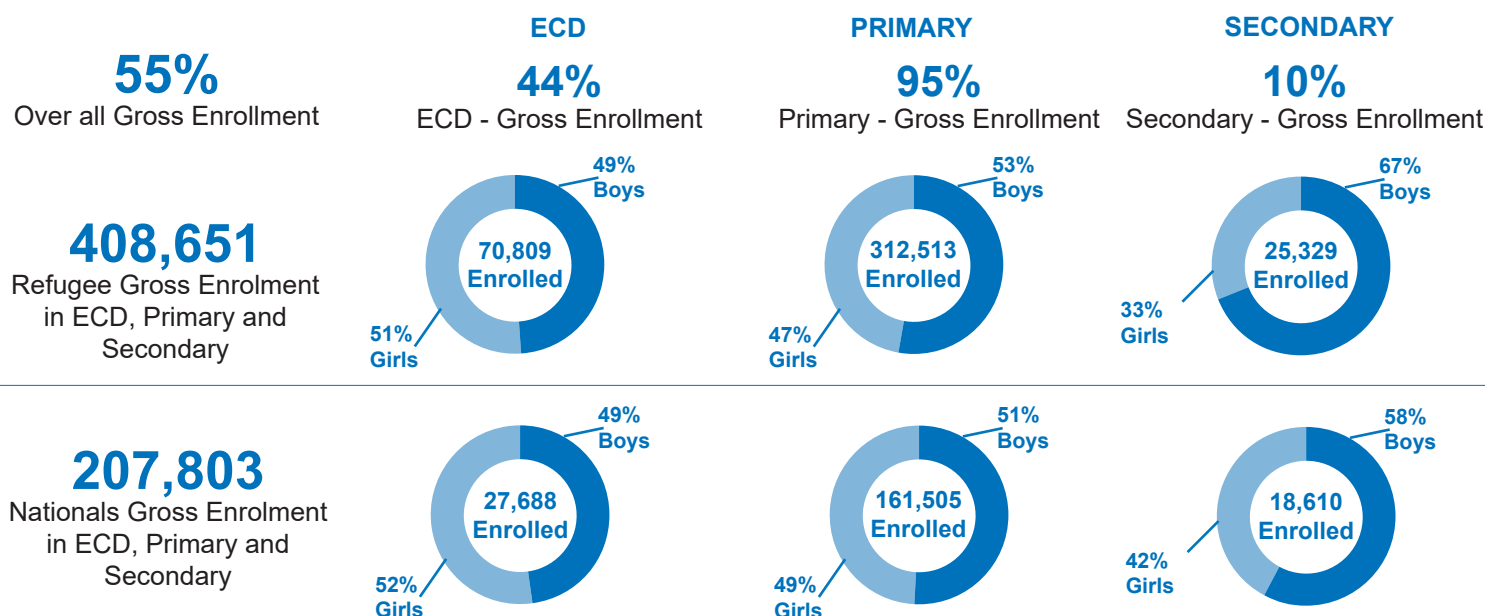
Challenges

- Inadequate funding as currently we are only 33 per cent funded.
- Low enrollment in secondary
- Uncoordinated transition of AEP Learners

Priorities

- Support to EMIS Data enrollment and digital data collection in schools.
- Institute Routine Data Quality Assessment
- Enhance Partner coordination.

Key indicators



Source: ERP Term 1 2023 Gap Analysis

OUTCOME 1: Improved Continued, Safe and Equitable Access and Retention to Inclusive Learning and Skills Training Opportunities

Indicator Actual Target/Standard ('23) Actual against annual target standard

Children enrolled in Pre-primary school (GER)

Category	Actual	Target/Standard ('23)	Actual against annual target	standard
- Congolese refugees	39%	46%	39% (7% gap)	46%
- South Sudanese refugees	46%	56%	46% (10% gap)	56%
- Other refugees	52%	43%	52%	43%

Children enrolled in Primary School (GER)

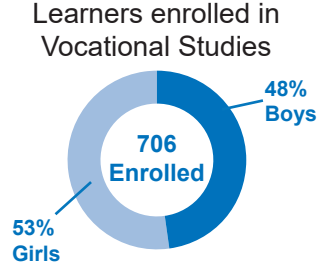
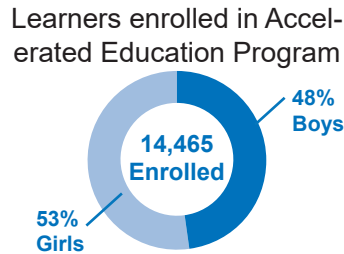
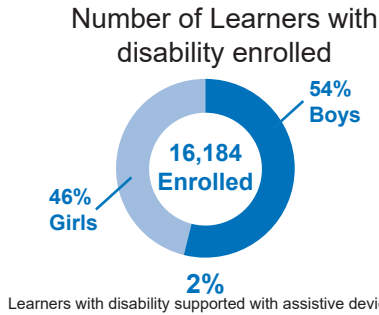
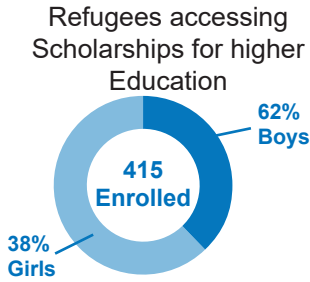
Category	Actual	Target/Standard ('23)	Actual against annual target	standard
- Congolese refugees	93%	95%	93% (2% gap)	95%
- South Sudanese refugees	95%	90%	95%	90%
- Other refugees	98%	95%	98%	95%

OUTCOME 1: Improved Continued, Safe and Equitable Access and Retention to Inclusive Learning and Skills Training Opportunities

Indicator Actual Target/Standard ('23) Actual ■ against annual target ■ or standard ■

Children enrolled in Secondary school (GER)

Indicator	Actual	Target/Standard ('23)
- Congolese refugees	6%	12%
- South Sudanese refugees	12%	15%
- Other refugees	5%	16%



OUTCOME 2: Improved delivery of quality Education and skills training

Indicator Actual Target/Standard ('23) Actual ■ against annual target ■ or standard ■

Pupil Teacher Ratio (PTR)

Indicator	Actual	Target/Standard ('23)
- Pre-Primary	57	68
- Primary	66	112

Pupils Classroom Ratio (PCR)

Indicator	Actual	Target/Standard ('23)
- Pre-Primary	81	120
- Primary	72	132
- Secondary	51	85

Pupil Stance Ratio(PSR)

Indicator	Actual	Target/Standard ('23)
- Pre-Primary	55	49
- Primary	72	58
- Secondary	41	34

Pupil Desk Ratio

Indicator	Actual	Target/Standard ('23)
- Primary	6	5
- Secondary	3	5

1,347
Teacher gap in Primary School

57,316
Gap in desks in Primary Schools

2,631
Gap in Latrine Stances in Primary

1,836
Gap in classrooms in Primary

24
Partners

Funding



\$80M
Total Required

\$26.2M
Received (33%)

\$53.8M
Gap (67%)

OUTCOME 3: Strengthen systems for effective and resilient service delivery

91%

Pre-Primary schools have functional School Management structures

94%

Primary schools have functional School Management structures

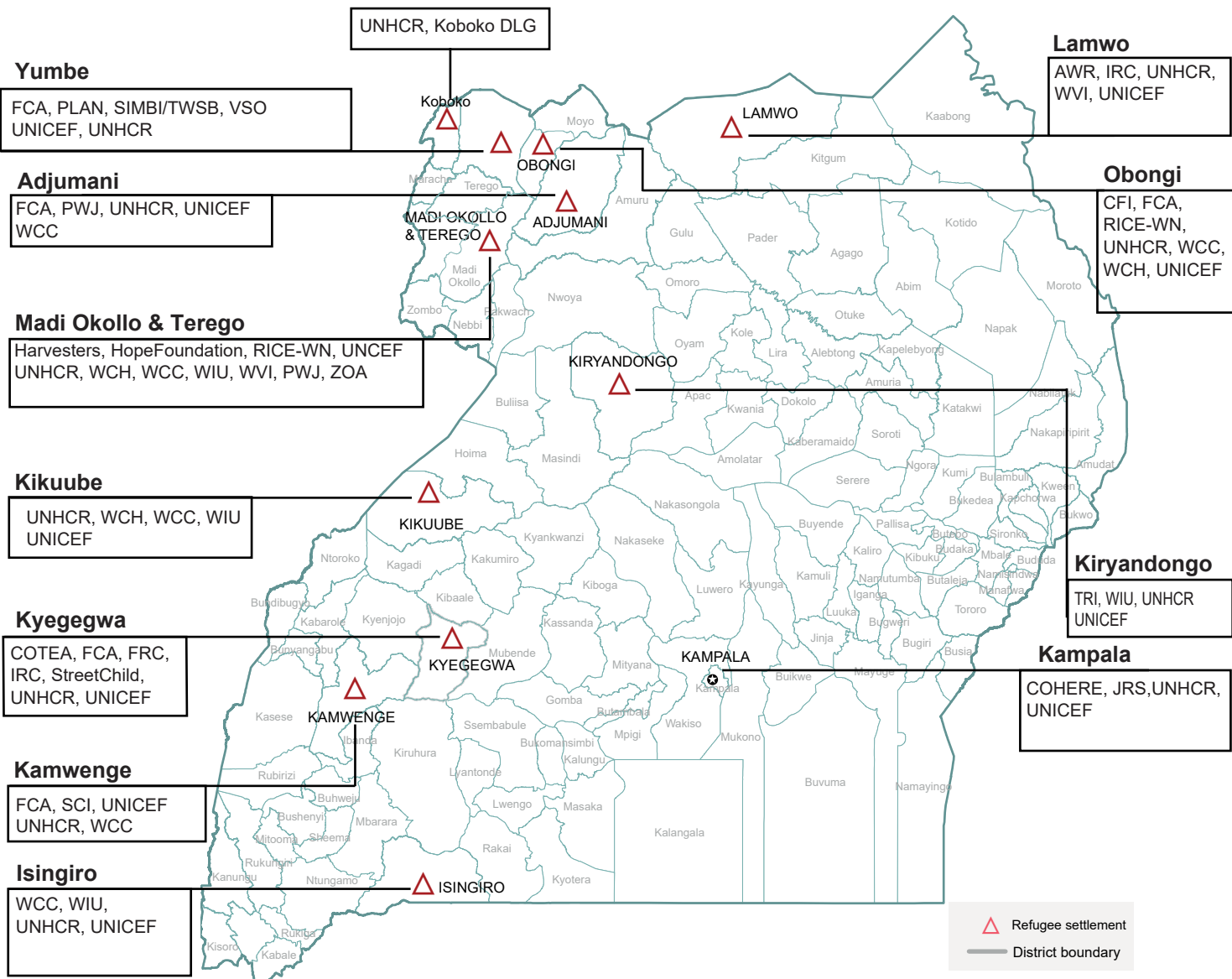
100%

Secondary schools have functional School Management structures

Partners (Reporting as of Q1 2023)

- | | | |
|---|---|-----------------------------------|
| African Women Rising (AWR) | Rural Initiative for Community Empowerment in West Nile (RICE-WN) | War Child Holland (WCH) |
| Child Fund International (CFI) | Save the Children International (SCI) | War Child Canada (WCC) |
| Children on the Edge Africa (COTEA) | The Walking School Bus (TWSB) | Windle International Uganda (WIU) |
| Finn Church Aid (FCA) | Transformation and Restoration Initiative (TRI) | World Vision International (WVI) |
| Finnish Refugee Council (FRC) | StreetChild | Volunteer Service Overseas (VSO) |
| Bringing Hope Through Harvesters (Harvesters) | United Nations Population Fund (UNFPA) | ZOA International (ZOA) |
| Hope Foundation | United Nations Refugee Agency (UNHCR) | |
| International Rescue Committee (IRC) | United Nations Children's Fund (UNICEF) | |
| Plan International (Plan) | | |

Operational Presence



The boundaries, names and designations shown on this map do not imply official endorsement or acceptance by the United Nations