UGANDA- REFUGEE STATISTICS AUGUST 2023

Adjumani

Total Population	Total Refugees
213,291	212,888
Total Households	Total Asylum-Seekers
29,960	403

Women and Children
85 %
181,085

Female
54 %
114,456

Elderly
3 %
6,320

Youth 15-24
26 %
54,787

New Registration by Month

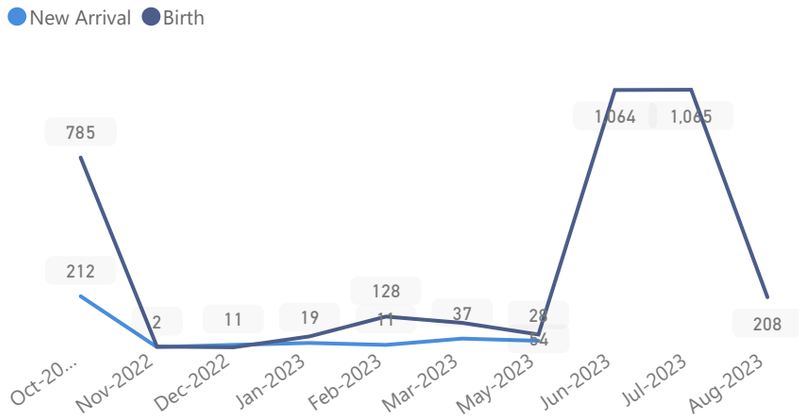

Top Zones

Zone	HHs	Individuals
Nyumanzi	5,056	44,415
Pagrinya	5,994	36,283
Ayilo I	3,030	25,733
Maaji II	2,586	17,316
Ayilo II	2,018	14,786
Maaji III	2,308	14,297
Boroli I	1,522	9,623
Mirieyi	1,010	7,727
Agojo	1,517	7,087
Alere	815	6,998
Baratuku	851	6,127
Olua I	610	5,045
Mungula I	670	5,002
Boroli II	703	4,536

Country of Origin	Total
South Sudan	212,625
Sudan	613
Democratic Republic of the Congo	42
Eritrea	5

Occupation - Top 5

19 % Have occupation

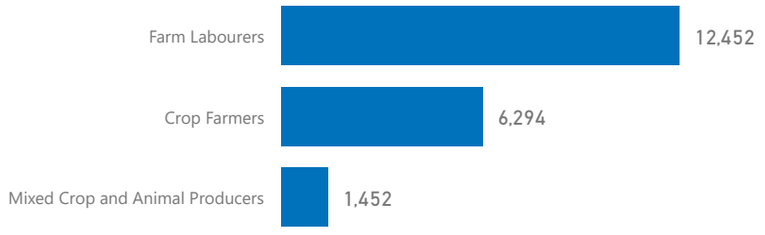

* Age is between 18 - 59 years for Occupation

Age & Gender Breakdown

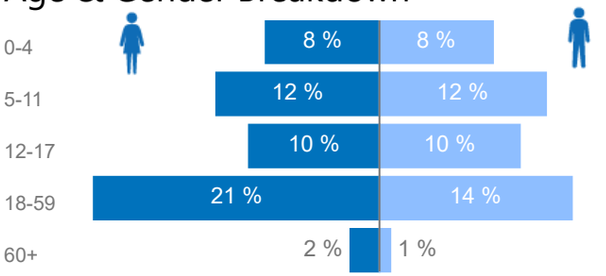

Specific Needs - Top 7

26,855 14,292

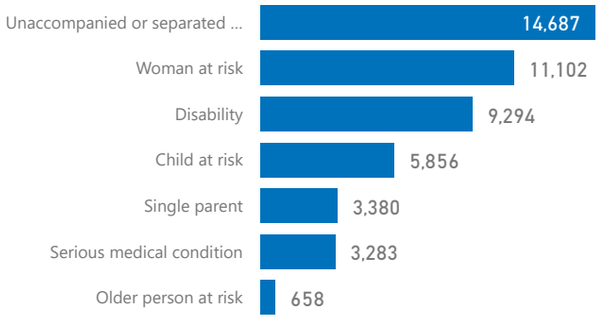

Assistance Status

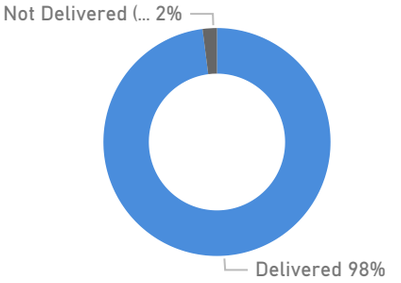

UGANDA- REFUGEE STATISTICS AUGUST 2023

Bidibidi

Total Population	Total Refugees
195,455	195,455
Total Households	Total Asylum-Seekers
36,631	0

Women and Children
84 %
164,918

Female
52 %
102,605

Elderly
3 %
5,245

Youth 15-24
25 %
48,316

Top Zones

Zone	HHs	Individuals
Zone 3	9,335	46,536
Zone 2	7,491	43,890
Zone 5	8,190	41,541
Zone 1	6,188	35,386
Zone 4	5,419	28,074

Age & Gender Breakdown

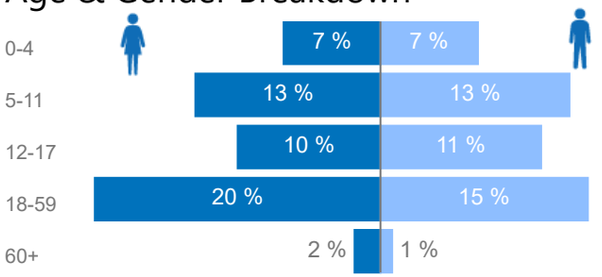

Country of Origin

Country of Origin	Total
South Sudan	195,331
Sudan	79
Democratic Republic of the Congo	41
Ethiopia	2
Burundi	1
Rwanda	1

Specific Needs - Top 7

6,883 4,043

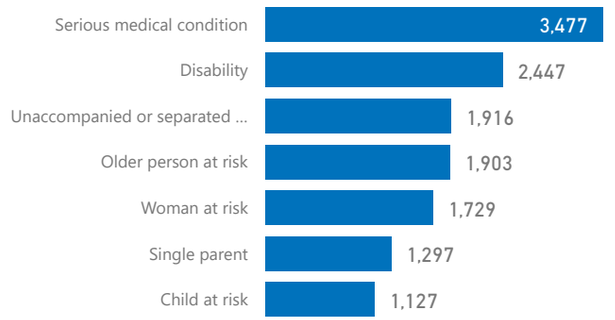

New Registration by Month

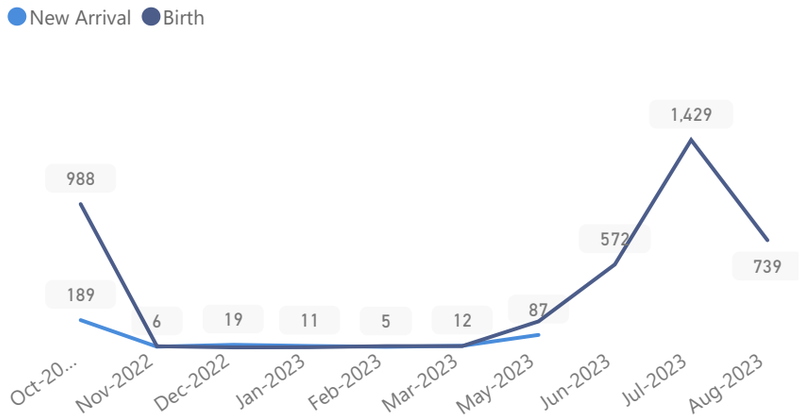

Occupation - Top 5

18 % Have occupation

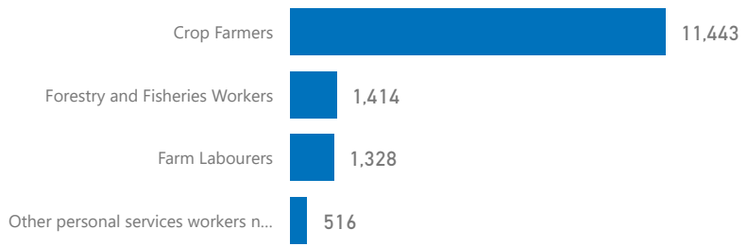

* Age is between 18 - 59 years for Occupation

Assistance Status

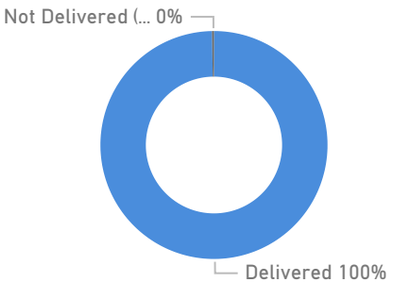

Source: Statistics - OPM (proGres)

Feedback: ugakareg@unhcr.org

Creation date: 04-Sep-2023

UGANDA- REFUGEE STATISTICS AUGUST 2023

Imvepi

Total Population	Total Refugees
66,396	66,387
Total Households	Total Asylum-Seekers
15,286	9

Women and Children
84 %
55,908

Elderly
3 %
1,895

Female
53 %
35,327

Youth 15-24
23 %
15,051

Top Zones

Zone	HHs	Individuals
Zone I	6,140	26,989
Zone Ii	5,211	24,737
Zone Iii	3,090	12,437
Zone Iv	841	2,215

Age & Gender Breakdown

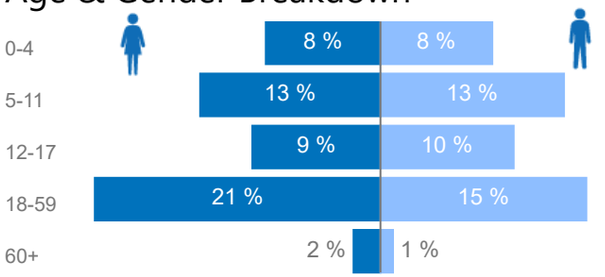

Country of Origin

Country of Origin	Total
South Sudan	63,736
Democratic Republic of the Congo	2,599
Sudan	49
Rwanda	8
Central African Republic	1
Ethiopia	1
Senegal	1
United Republic of Tanzania	1

Specific Needs - Top 7

6,495 3,508

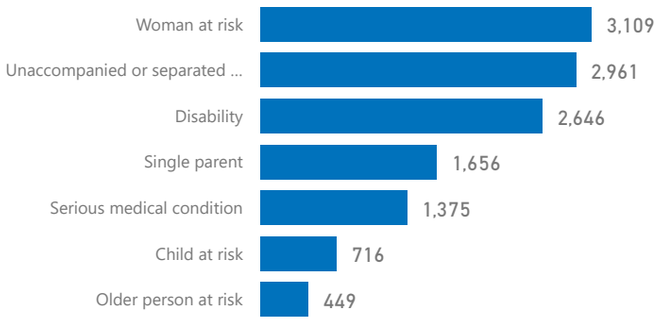

New Registration by Month

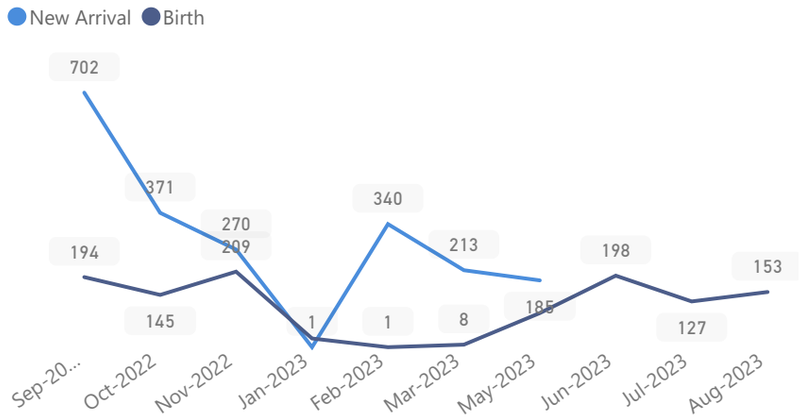

Occupation - Top 5

24 % Have occupation

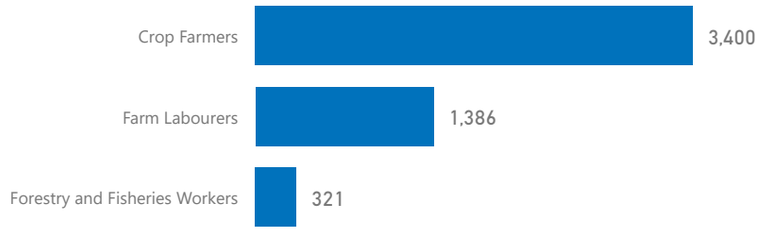

* Age is between 18 - 59 years for Occupation

Assistance Status

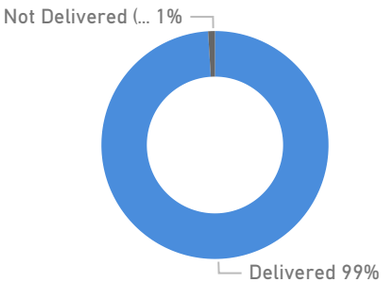

Source: Statistics - OPM (proGres)

Feedback: ugakareg@unhcr.org

Creation date: 04-Sep-2023

UGANDA- REFUGEE STATISTICS AUGUST 2023

Kampala

Total Population	Total Refugees
117,748	83,762
Total Households	Total Asylum-Seekers
69,522	33,986

Women and Children
61 %
72,382

Female
46 %
54,154

Elderly
1 %
1,405

Youth 15-24
26 %
30,935

Top Zones

Zone	HHs	Individuals
Makindye Division	26,411	48,971
Kampala Central	27,808	37,425
Rubaga Division	12,254	24,400
Kawempe Division	1,686	3,433
Nakawa	777	2,145

Age & Gender Breakdown

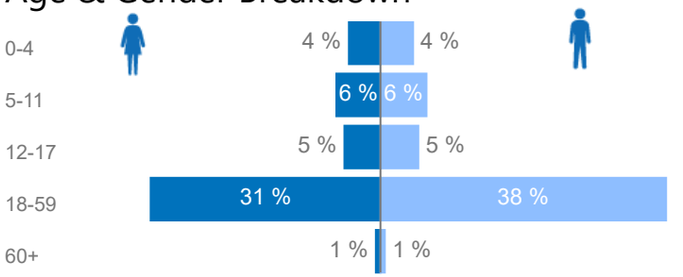

Country of Origin

Country of Origin	Total
Somalia	39,539
Eritrea	31,417
Democratic Republic of the Congo	24,428
Ethiopia	7,567
Sudan	4,379
Burundi	4,287

Specific Needs

- Top 7

1,080 878

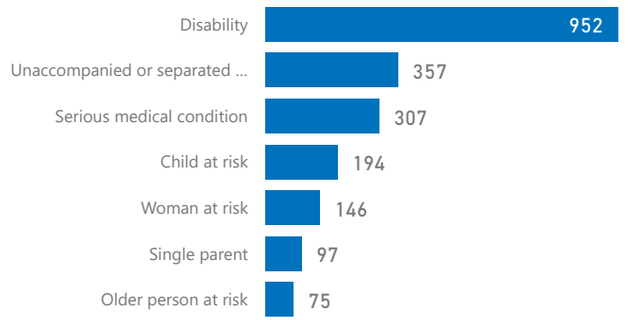

New Registration by Month

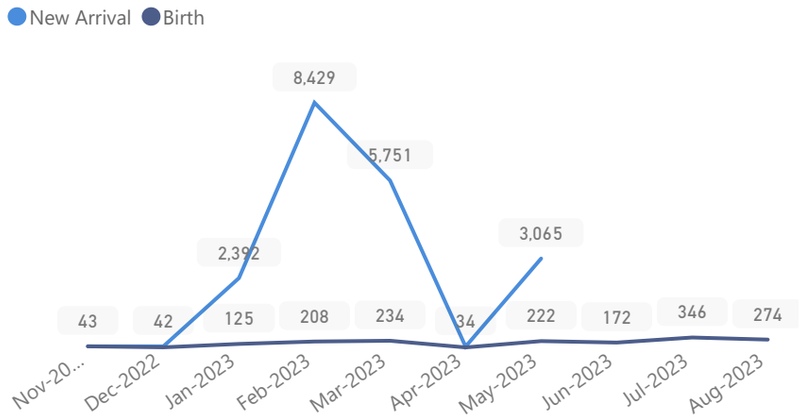

Occupation - Top 5

6 % Have occupation

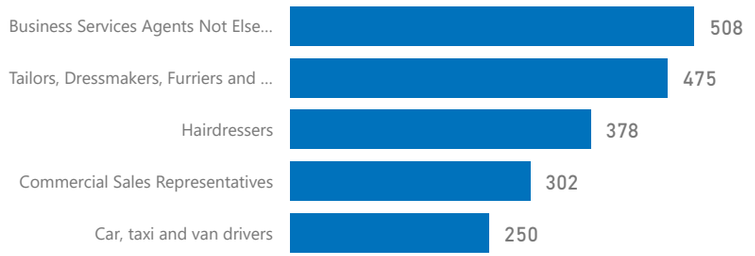

* Age is between 18 - 59 years for Occupation

Assistance Status

UGANDA- REFUGEE STATISTICS AUGUST 2023

Kiryandongo

Total Population	Total Refugees
65,455	65,417
Total Households	Total Asylum-Seekers
11,941	38

Women and Children
82 %
53,743

Elderly
2 %
1,275

Female
52 %
34,220

Youth 15-24
31 %
20,018

Top Zones

Zone	HHs	Individuals
Ranch 1	6,376	34,592
Ranch 37	5,565	30,863

Country of Origin

Country of Origin	Total
South Sudan	64,701
Democratic Republic of the Congo	292
Sudan	232
Kenya	172
Burundi	28
Rwanda	21

Age & Gender Breakdown

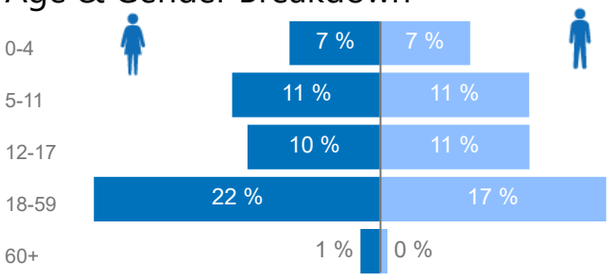

Specific Needs
- Top 7

8,648 5,309

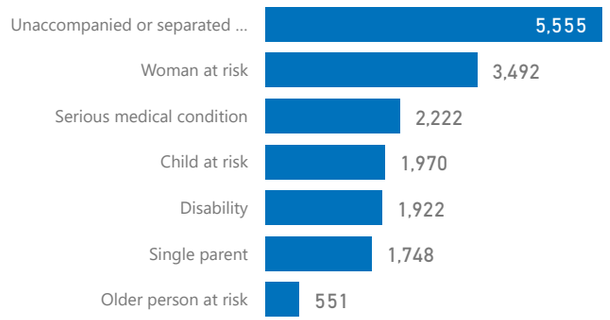

New Registration by Month

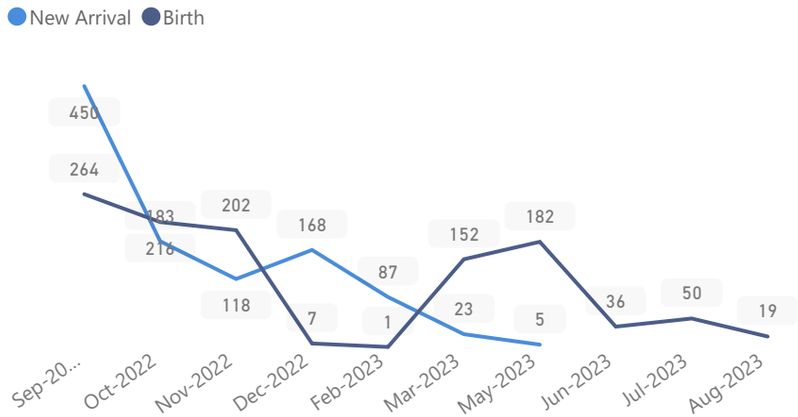

Occupation - Top 5

15 % Have occupation

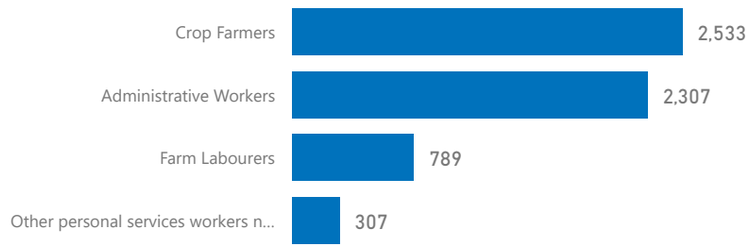

* Age is between 18 - 59 years for Occupation

Assistance Status

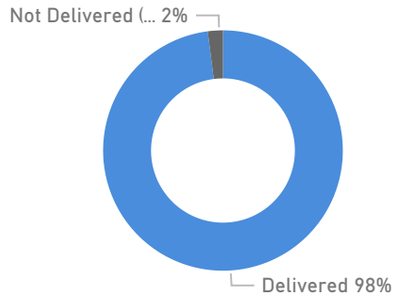

UGANDA- REFUGEE STATISTICS AUGUST 2023

Kyaka Ii

Total Population	Total Refugees
123,031	120,675
Total Households	Total Asylum-Seekers
33,210	2,356

Women and Children
80 %
98,696

Female
51 %
62,908

Elderly
3 %
3,157

Youth 15-24
20 %
24,364

Top Zones

Zone	HHs	Individuals
Byabakora	5,515	21,110
Bwiriza	5,872	20,929
Sweswe	5,782	20,570
Itambabiniga	4,636	16,683
Mukondo	4,182	16,249

Age & Gender Breakdown

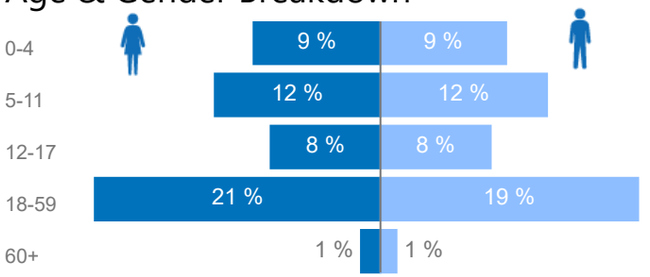

Country of Origin

Country of Origin	Total
Democratic Republic of the Congo	116,411
Rwanda	3,299
Burundi	3,215
South Sudan	51
Congo, Republic of the	13
Kenya	13

Specific Needs - Top 7

22,947 12,523

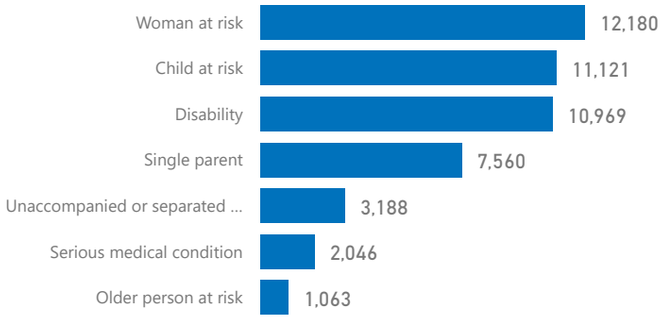

New Registration by Month

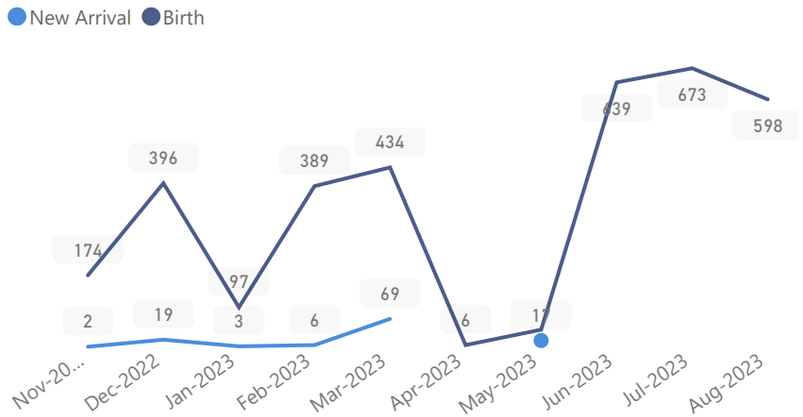

Occupation - Top 5

22 % Have occupation

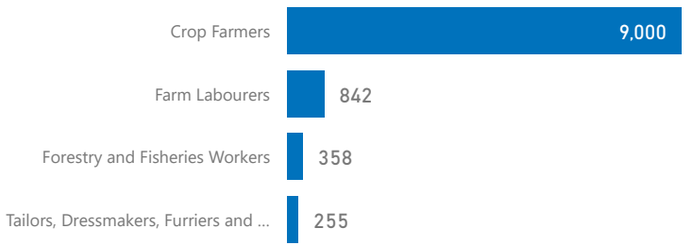

* Age is between 18 - 59 years for Occupation

Assistance Status

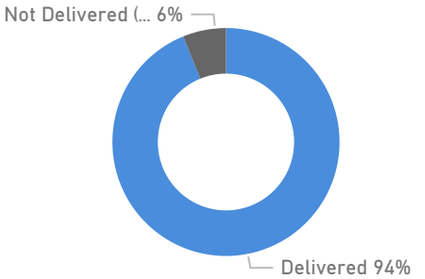

UGANDA- REFUGEE STATISTICS AUGUST 2023

Kyangwali

Total Population	Total Refugees
132,466	132,074
Total Households	Total Asylum-Seekers
39,554	392

Women and Children
82 %
109,162

Female
53 %
70,209

Elderly
3 %
4,377

Youth 15-24
18 %
24,042

New Registration by Month

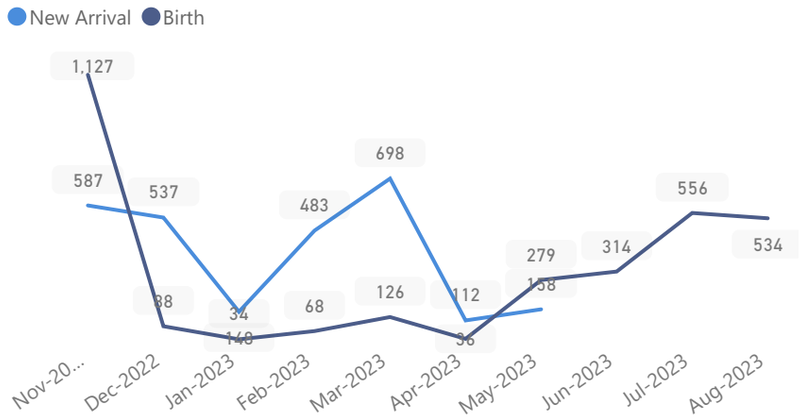

Top Zones

Zone	HHs	Individuals
Kyebitaka	2,629	10,932
Kagoma	2,151	7,474
Mukunyu A	2,813	7,473
Mombasa	1,980	7,302
KARUHINDA	2,242	6,851
WAIBUGA	2,180	6,842
MALUMBA	1,927	6,080
Nyampindu	2,002	5,954
NYABITETE	1,783	5,669
BUYANJA	1,794	5,612

Country of Origin	Total
Democratic Republic of the Congo	128,129
South Sudan	3,562
Rwanda	623
Burundi	133
Kenya	11
Sudan	5

Occupation - Top 5

40 % Have occupation

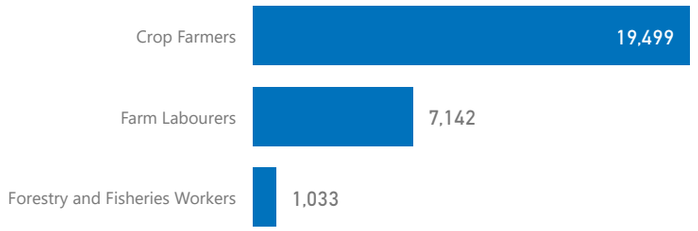

* Age is between 18 - 59 years for Occupation

Age & Gender Breakdown

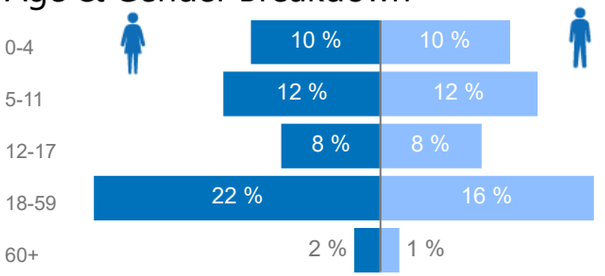

Specific Needs - Top 7

24,676 10,042

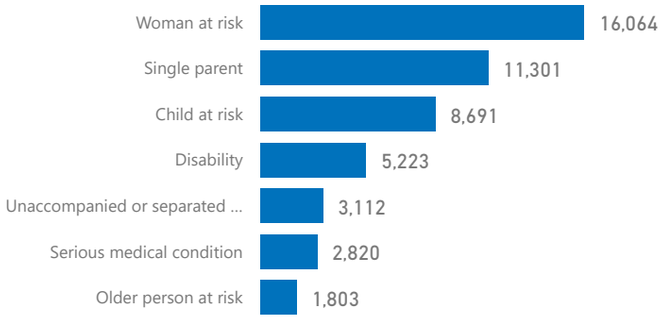

Assistance Status

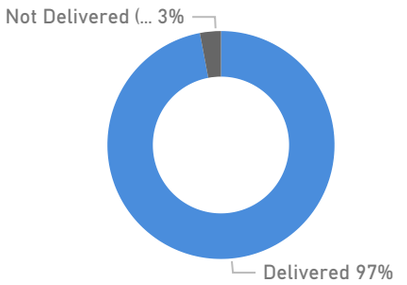

UGANDA- REFUGEE STATISTICS AUGUST 2023

Lobule

Total Population	Total Refugees
6,026	6,026
Total Households	Total Asylum-Seekers
961	0

Women and Children
84 %
5,036

Elderly
3 %
178

Female
53 %
3,178

Youth 15-24
29 %
1,724

Zones

Zone	HHs	Individuals
Zone B	493	3,167
Zone A	468	2,859

Country of Origin

Country of Origin	Total
Democratic Republic of the Congo	6,022
South Sudan	3
Somalia	1

Age & Gender Breakdown

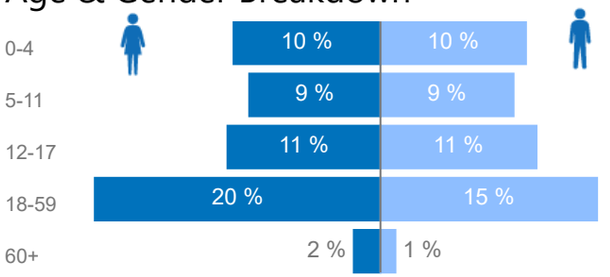

Specific Needs - Top 7

1,046 619

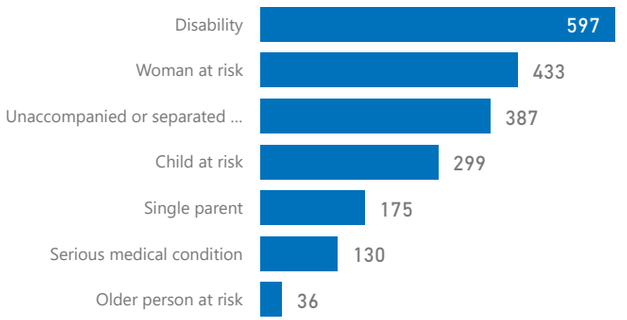

New Registration by Month

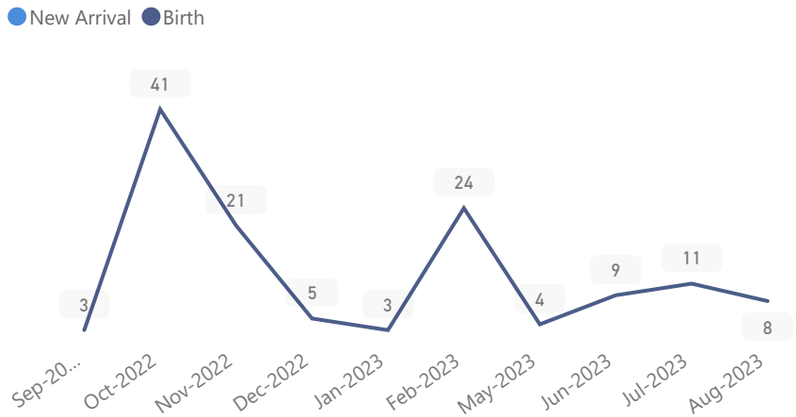

Occupation - Top 5

36 % Have occupation

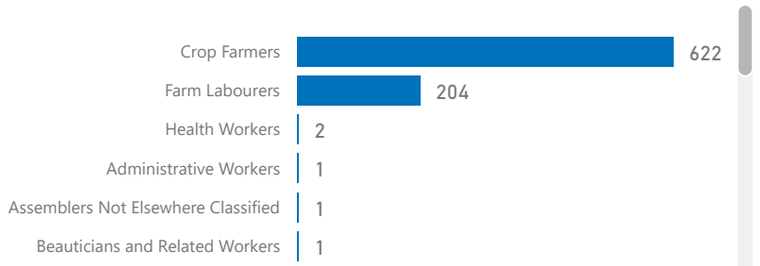

* Age is between 18 - 59 years for Occupation

Assistance Status

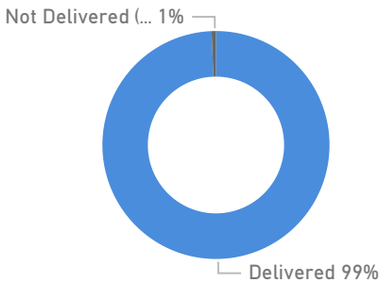

Source: Statistics - OPM (proGres)

Feedback: ugakareg@unhcr.org

Creation date: 04-Sep-2023

UGANDA- REFUGEE STATISTICS AUGUST 2023

Nakivale

Total Population	Total Refugees
180,024	175,521
Total Households	Total Asylum-Seekers
54,573	4,503

Women and Children
77 %
139,037

Female
51 %
90,983

Elderly
3 %
4,773

Youth 15-24
22 %
40,302

New Registration by Month

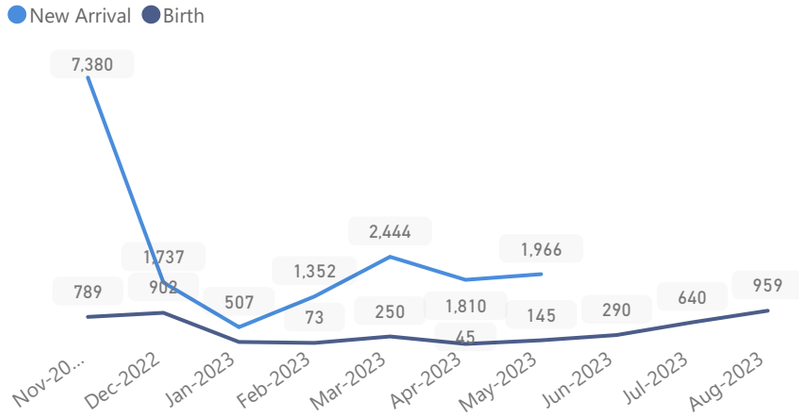

Top Zones

Zone	HHs	Individuals
Rubondo	29,993	85,335
Base Camp	17,494	67,137
Juru	6,667	26,693

Country of Origin

Country of Origin	Total
Democratic Republic of the Congo	118,903
Burundi	31,697
Rwanda	15,197
Somalia	12,127
Ethiopia	953
Eritrea	895

Occupation - Top 5

23 % Have occupation

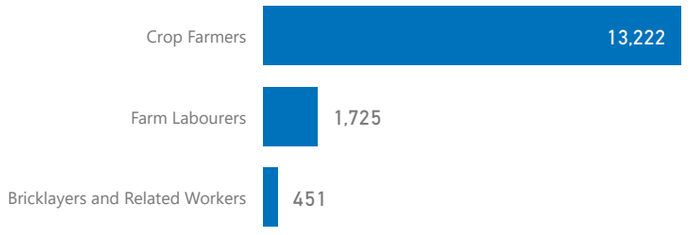

* Age is between 18 - 59 years for Occupation

Age & Gender Breakdown

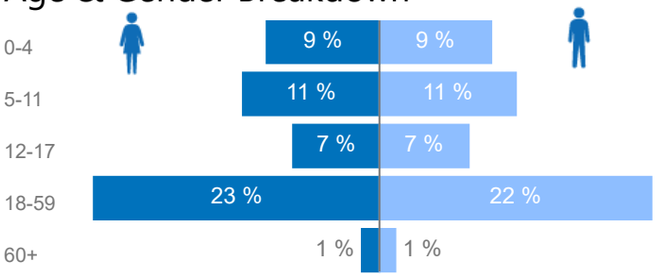

Specific Needs - Top 7

24,244 13,395

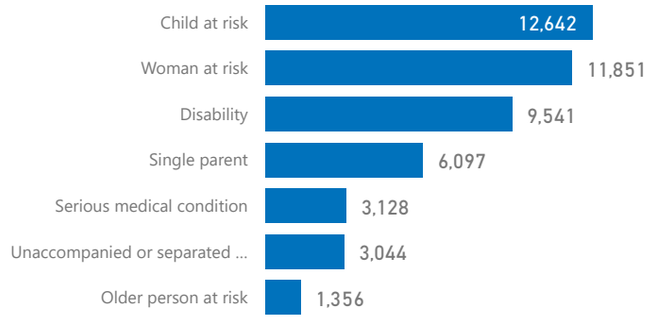

Assistance Status

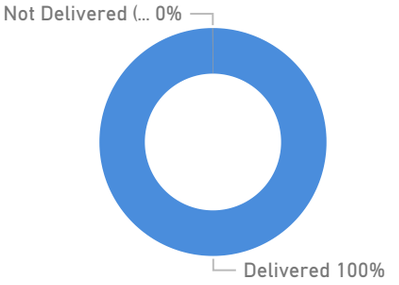

UGANDA- REFUGEE STATISTICS AUGUST 2023

Oruchinga

Total Population	Total Refugees
7,970	7,968
Total Households	Total Asylum-Seekers
1,772	2

Women and Children
80 %
6,380

Elderly
3 %
263

Female
52 %
4,116

Youth 15-24
21 %
1,711

Top Zones

Zone	HHs	Individuals
Kifunjo	555	2,351
Michinga	447	2,057
Busheka	436	1,985

Age & Gender Breakdown

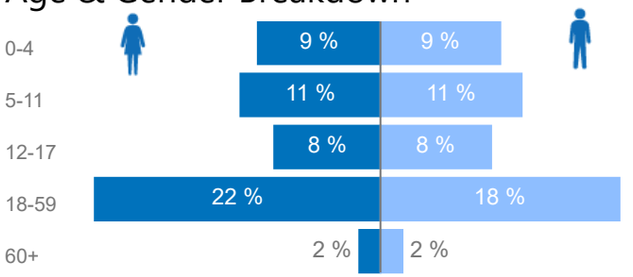

Country of Origin

Country of Origin	Total
Democratic Republic of the Congo	4,150
Rwanda	2,050
Burundi	1,702
South Sudan	67
Sudan	1

Specific Needs

- Top 7

1,717 1,047

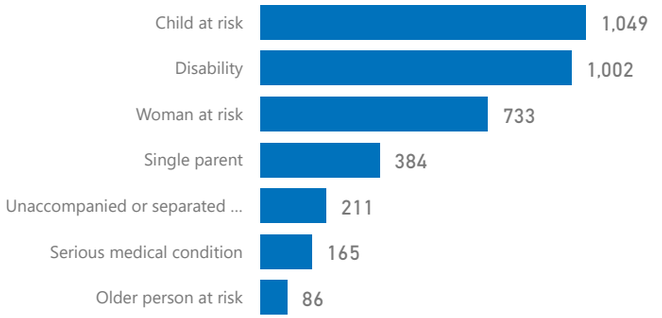

New Registration by Month

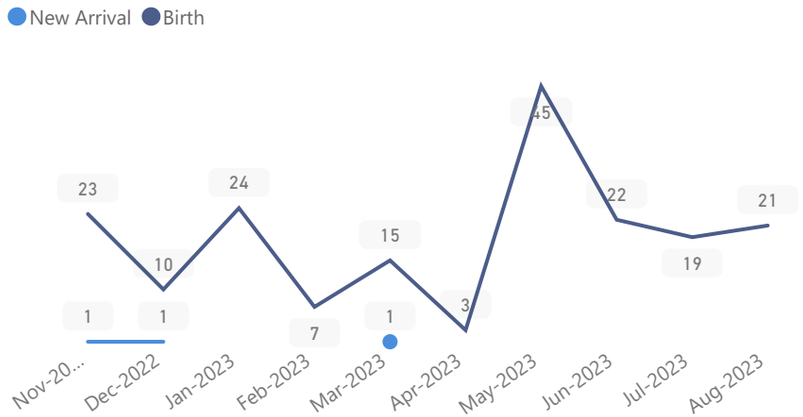

Occupation - Top 5

37 % Have occupation

* Age is between 18 - 59 years for Occupation

Assistance Status

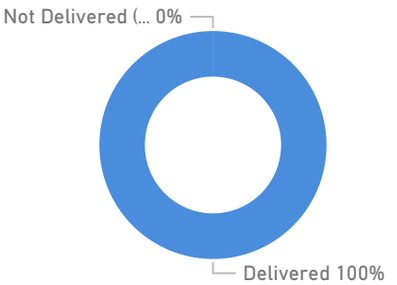

UGANDA- REFUGEE STATISTICS AUGUST 2023

Palabek

Total Population	Total Refugees
79,359	79,342
Total Households	Total Asylum-Seekers
16,945	17

Women and Children
86 %
68,030

Female
50 %
39,820

Elderly
2 %
1,367

Youth 15-24
24 %
19,086

Top Zones

Zone	HHs	Individuals
Zone 6	4,270	21,454
Zone 5B	2,786	12,341
Zone 7	2,197	10,602
Zone 4	1,781	7,603
Zone 5A	1,379	7,309
Zone 3	1,186	6,193
Zone 8	1,011	4,536
Zone 2	1,066	3,865
Zone 1	922	3,511
Zone 9	344	1,937

Country of Origin	Total
South Sudan	79,074
Sudan	238
Democratic Republic of the Congo	47

Age & Gender Breakdown

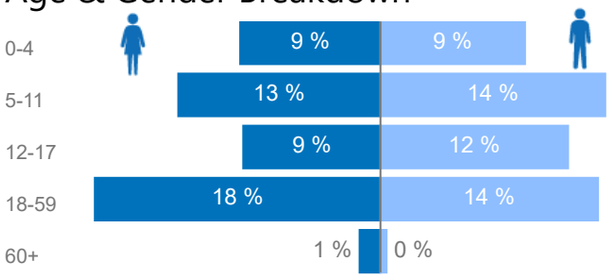

Specific Needs - Top 7

4,943 2,690

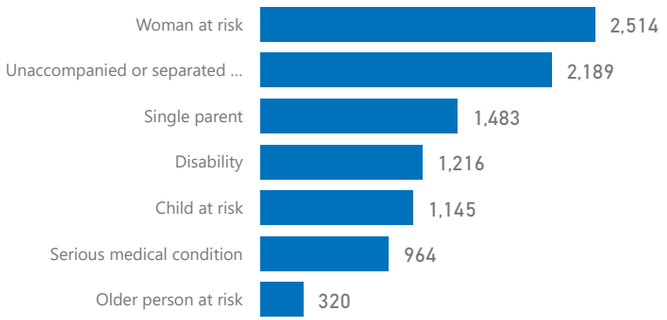

New Registration by Month

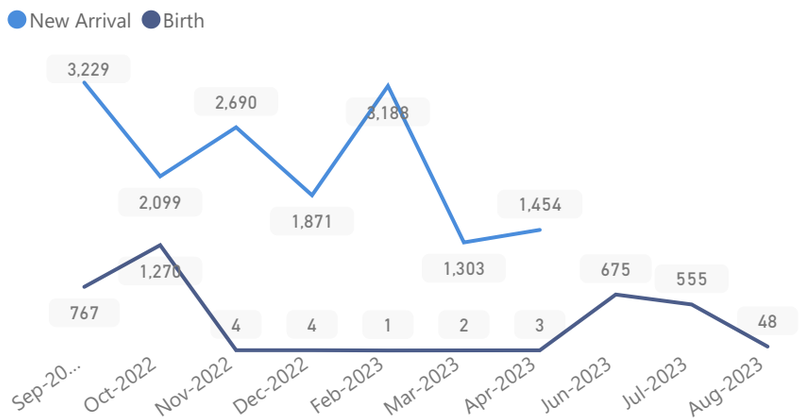

Occupation - Top 5

19 % Have occupation

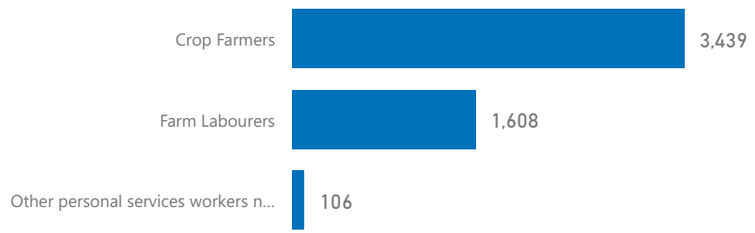

* Age is between 18 - 59 years for Occupation

Assistance Status

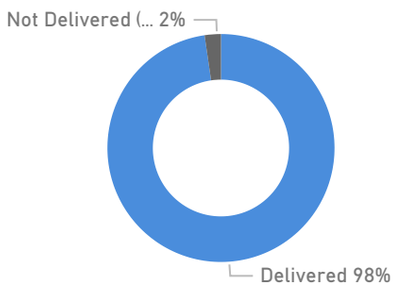

Source: Statistics - OPM (proGres)

Feedback: ugakareg@unhcr.org

Creation date: 04-Sep-2023

UGANDA- REFUGEE STATISTICS AUGUST 2023

Palorinya

Total Population	Total Refugees
126,984	126,964
Total Households	Total Asylum-Seekers
26,658	20

Women and Children
80 %
102,181

Female
53 %
66,975

Elderly
4 %
5,116

Youth 15-24
25 %
31,898

New Registration by Month

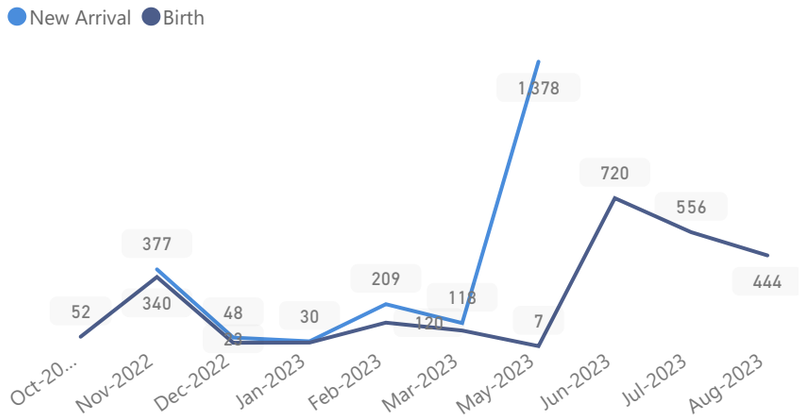

Top Zones

Zone	HHs	Individuals
Morobi	7,947	37,820
Dongo West	5,224	24,747
Chinyi	4,361	19,484
Basecamp Ibakwe	2,709	14,612
Dongo East	2,686	12,880
Belemaling	2,129	10,383
Budri	1,586	7,022

Country of Origin	Total
South Sudan	126,901
Democratic Republic of the Congo	42
Sudan	36
Eritrea	3
Congo, Republic of the	1
Somalia	1

Occupation - Top 5

15 % Have occupation

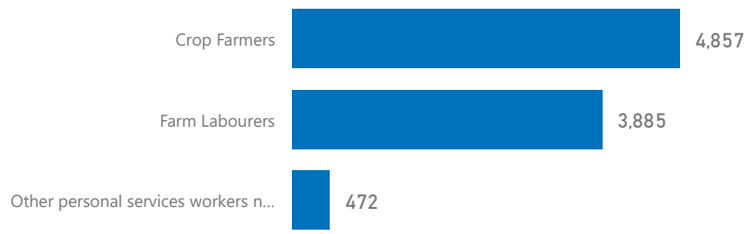

* Age is between 18 - 59 years for Occupation

Age & Gender Breakdown

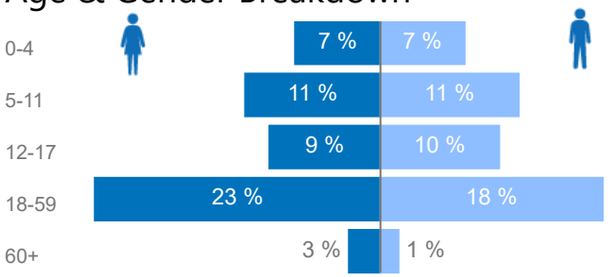

Specific Needs - Top 7

14,648 6,606

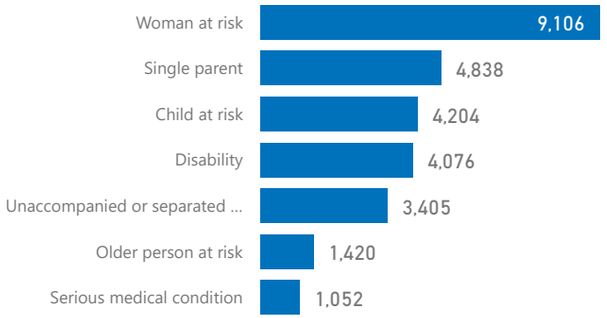

Assistance Status

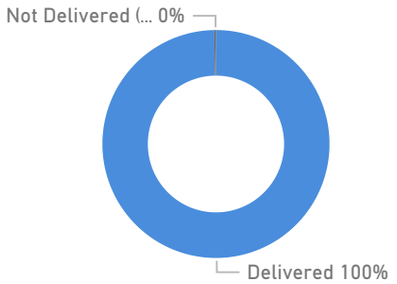

UGANDA- REFUGEE STATISTICS AUGUST 2023

Rhino

Total Population	Total Refugees
149,368	149,185
Total Households	Total Asylum-Seekers
27,220	183

Women and Children
83 %
124,358

Female
50 %
75,358

Elderly
2 %
2,982

Youth 15-24
27 %
40,282

New Registration by Month

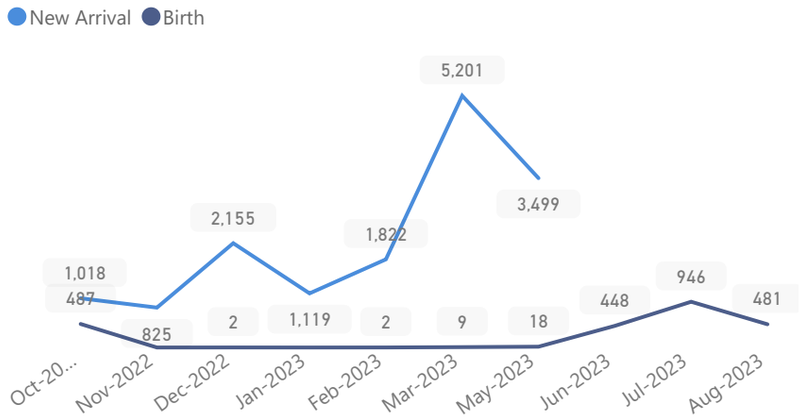

Zones

Zone	HHs	Individuals
Zone Vii	8,869	44,439
Zone Vi	4,962	26,577
Zone Iii	3,745	19,797
Zone Ii	3,920	18,998
Zone I	2,342	15,653
Zone V	1,810	14,143
Zone Iv	1,570	9,759

Country of Origin	Total
South Sudan	143,942
Democratic Republic of the Congo	4,415
Sudan	929
Rwanda	36
Burundi	9
Central African Republic	9
Ethiopia	9
Kenya	9

Occupation - Top 5

10 % Have occupation

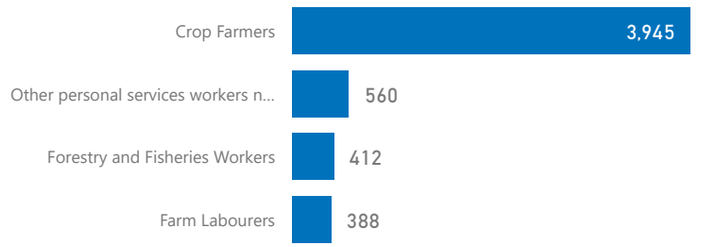

* Age is between 18 - 59 years for Occupation

Age & Gender Breakdown

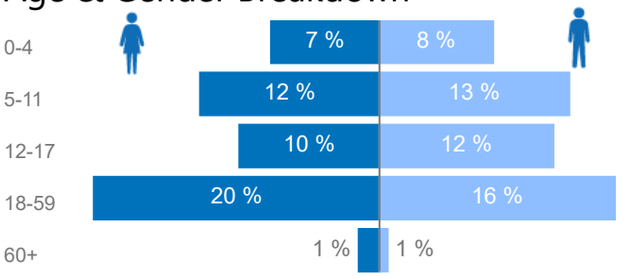

Specific Needs - Top 7

15,740 9,979

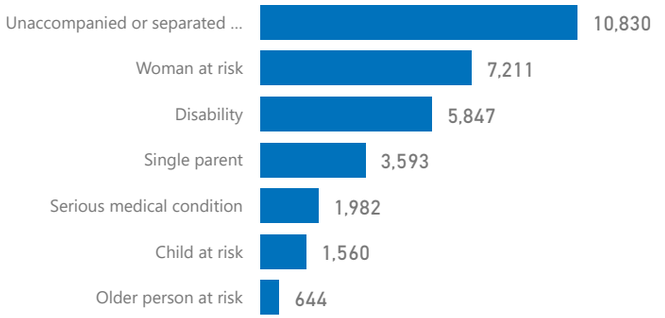

Assistance Status

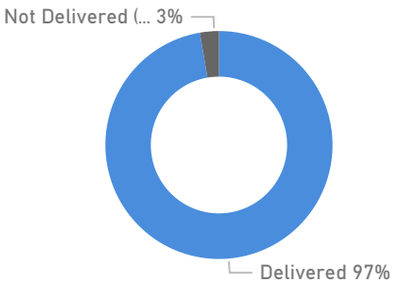

UGANDA- REFUGEE STATISTICS AUGUST 2023

Rwamwanja

Total Population	Total Refugees
93,177	92,192
Total Households	Total Asylum-Seekers
21,940	985

Women and Children
82 %
76,497

Female
52 %
48,005

Elderly
2 %
2,325

Youth 15-24
18 %
17,172

New Registration by Month

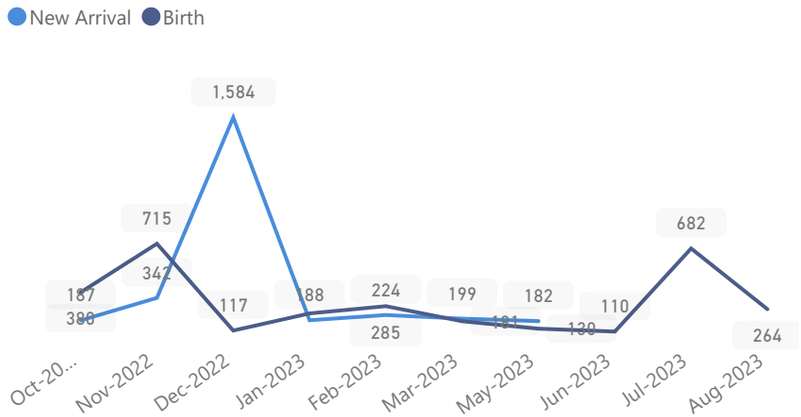

Top Zones

Zone	HHs	Individuals
Kyempango	9,722	35,930
Kaihora	2,230	11,215
Mahani	2,320	10,398
Nkoma	1,746	8,404
Ntenungi	1,755	8,396
Base Camp	1,877	8,274
Mahiga	946	4,237
Kikuura	564	2,611
Waijagahe	421	2,047
Buguta	333	1,600

Country of Origin	Total
Democratic Republic of the Congo	92,612
Rwanda	360
South Sudan	121
Burundi	58
Somalia	11
Kenya	7

Occupation - Top 5

49 % Have occupation

* Age is between 18 - 59 years for Occupation

Age & Gender Breakdown

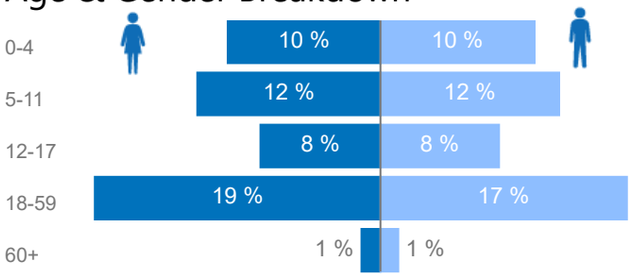

Specific Needs - Top 7

12,189 4,856

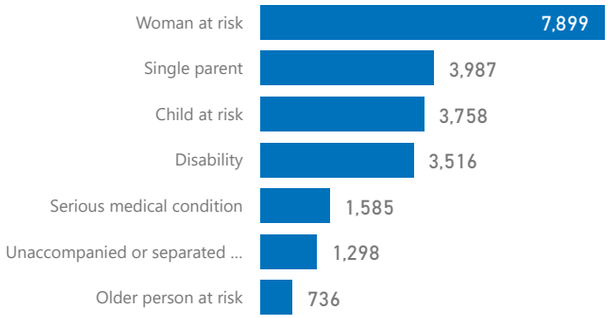
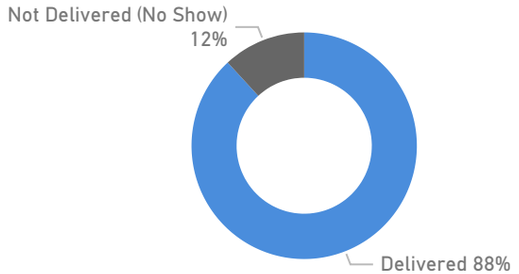
Assistance Status