



Moldova: Refugee Accommodation Centres (RACs) Monthly Needs Monitoring

Update as of 22.05.2023

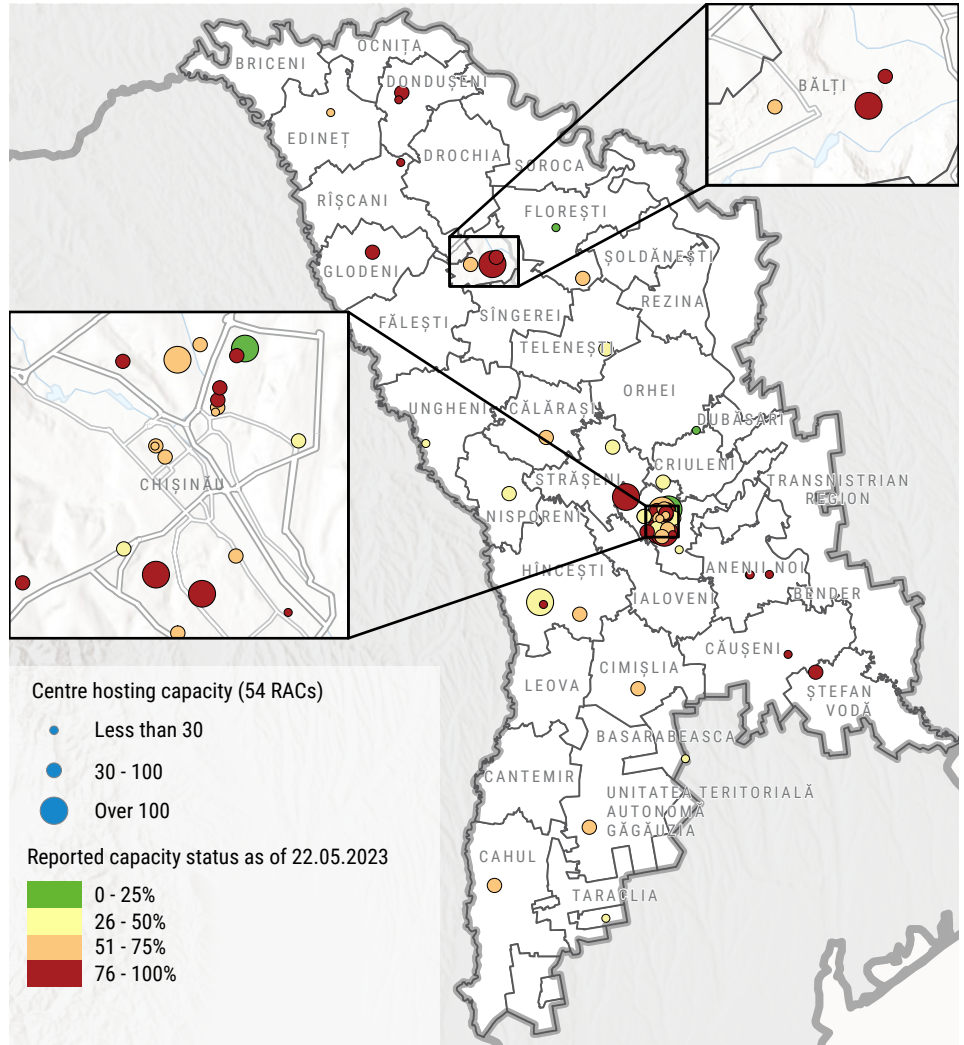
Background & Methodology

- The national authorities established a total of 136 Refugee Accommodation Centres (RACs) across the country, of which 58 remained active by 22 May 2023.
- Key informant interviews were conducted with purposefully selected RAC focal points who reported on the situation in the Centres.
- This factsheet presents the results of the data collection rounds that took place on 10 and 22 May 2023 through phone interviews. Both rounds covered 54 out of 58 active Centres.

Round-specific findings

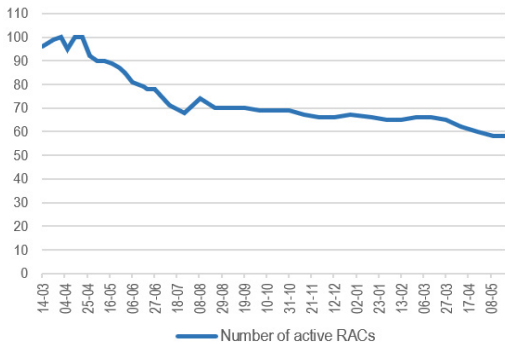
- On 25 April 2023, 60 RACs were active. Two Centres closed since then.
- The top four most requested categories of items include cleaning products (requested by 24% of Centres), personal hygiene items (20% of RACs), appliances and products for infants (9%).
- The number of people moving into the Centres from the host community is still low, standing below 1%.

Locations of assessed RACs




Source: ANAS, Registry of Refugee Accommodation Centres, 22.05.2023.

Weekly number of active RACs

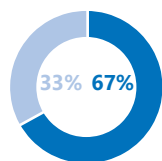


% of active RACs by hosting capacity



Reported RAC capacity

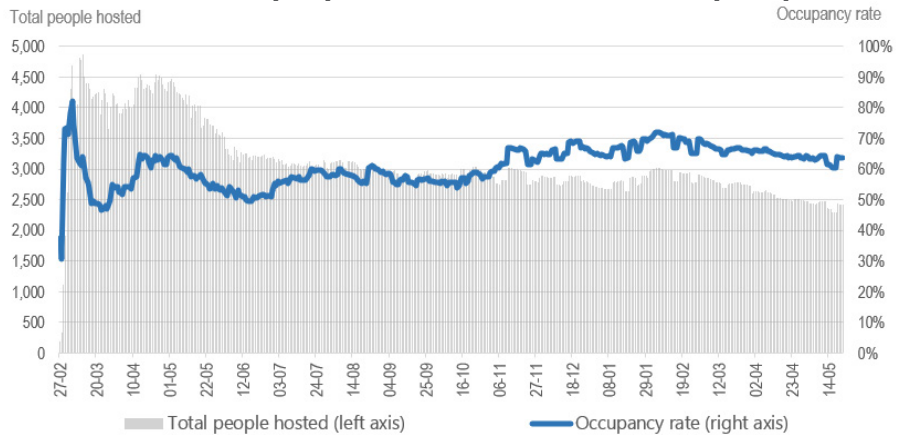
3423 available places in 54 RACs



2302 Occupied places

1121 Free places

Total number of people hosted in RACs and occupancy rate



Source: ANAS, Registry of Refugee Accommodation Centres, 22.05.2023.

Key information

Proportion of residents by gender

Female **63%**
Male **37%**

Proportion of residents by age

Infants (0-2 years old) **3%**
Children (2-18 years old) **34%**
Adults (19-65 years old) **49%**
Older persons (65+) **14%**

Proportion of residents by nationality









Ukrainians **81%**
Other **19%**

Proportion of residents by vulnerability group

Persons with disabilities **4.4%**
Persons with serious medical conditions **0.7%**
Pregnant and lactating women **0.04%**

Most requested items by RACs

Below is an overview of items most frequently requested by RACs during structured phone interviews with KIs. It should be noted that in view of the high rotation of refugees going in and out of RACs, the requested items are based on ongoing requirements for normal RAC functioning. **These requests do not necessarily mean RACs do not currently have the requested items. Rather, these requests may be based on forward-looking considerations about maintaining steady supplies. Hot meals have been distributed by the government, UN agencies, NGOs and local organisations, and no major shortages of essential food items have been reported.**

Types of items	% of assessed RACs requesting items in:					Percentage point change since previous round
	27 Mar round	10 Apr round	25 Apr round	10 May round	22 May round	
 Hygiene items (personal care)	21%	28%	33%	22%	20%	↓ -2%
 Cleaning items	22%	33%	28%	24%	24%	→ 0%
 Appliances	12%	9%	11%	13%	9%	↓ -4%
 Sleeping items	0%	6%	7%	4%	2%	↓ -2%
 Infant products	9%	6%	7%	7%	9%	↑ +2%
 First aid supplies	2%	13%	12%	6%	2%	↓ -4%
 Clothing items	5%	11%	5%	4%	4%	→ 0%
 Items for older persons and people with disabilities	2%	2%	0%	2%	0%	↓ -2%

District-level information

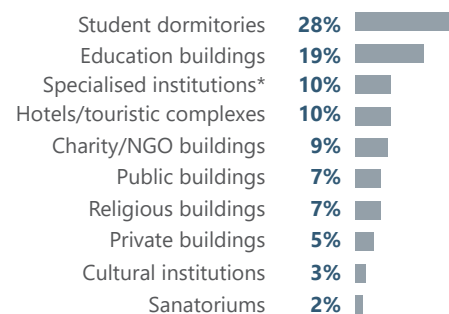
District	No. of RACs	Capacity	No. of people hosted	Available places	Capacity level	No. of children	No. of people with disabilities
Anenii Noi	3	90	73	17	81%	35	0
Bălți	3	316	261	55	83%	5	0
Basarabeasca	1	30	11	19	37%	87	5
Cahul*	1	40	23	17	58%	7	1
Călărași	1	60	38	22	63%	11	4
Căușeni	1	20	19	1	95%	11	0
Chișinău	23	1656	1169	487	71%	405	49
Cimișlia	1	40	23	17	58%	11	0
Comrat	2	130	65	65	50%	31	4
Criuleni	1	100	48	52	48%	23	3
Dondușeni	1	80	69	11	86%	27	1
Drochia	1	20	19	1	95%	8	3
Edineț	1	22	12	10	55%	3	1
Florești	2	68	31	37	46%	12	1
Glodeni	1	80	68	12	85%	44	0
Hîncești	3	220	101	119	46%	27	7
Nisporeni	1	100	43	57	43%	16	0
Orhei	1	20	3	17	15%	0	0
Rîșcani	1	20	17	3	85%	2	1
Ștefan Vodă	1	81	64	17	79%	46	19
Strășeni	2	160	120	40	75%	31	3
Telenești	1	40	11	29	28%	2	0
Ungheni*	1	30	14	16	47%	6	0

Source: ANAS, Registry of Refugee Accommodation Centres, 22.05.2023.

* This table includes only data based on Centres that have been assessed in this round. Therefore, 1 RAC in Cahul, 1 in Ungheni and 2 in Ialoveni are not included.

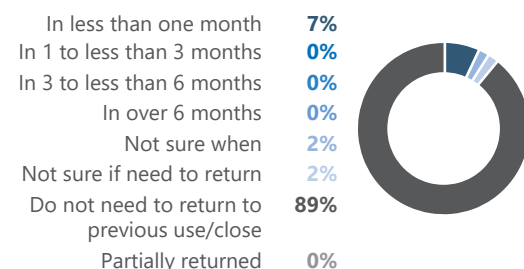
Building information

% of active RACs by type of building



*Specialised institutions include facilities normally used to provide services for people with disabilities or mental health issues.

9% of assessed RACs reportedly need to return to their previous use or close in the following timeframe:



330 Number of people involved in RAC activities in the assessed RACs (employed staff, volunteers)

6 Per centre on average

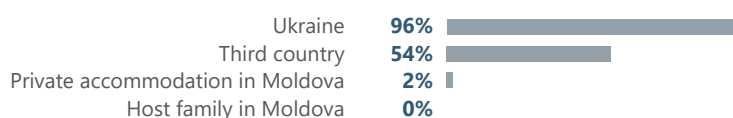
Origins and movement intentions of hosted refugees

% of assessed Centres reporting on the most frequent places of origin of people arriving in the RACs¹



* An estimated total of 22 people (less than 1% of refugees hosted in RACs).

% of assessed Centres reporting on the most frequent destination of people leaving the RACs¹



¹ Multiple responses permitted. The sum might exceed 100%.

Average stay in the RACs

