

In August, 67,000 new internal displacements were monitored by the UNHCR-led Protection and Returns Monitoring Network (PRMN). Drivers include conflict and insecurity (23,000), drought (38,000), floods (80) and others (6,000) displacements related to floods were recorded.

Hiraan (268,000) received the highest number of displaced persons followed by Gedo (228,000), Galgaduud (162,000), Nugaal (141,000) and Banadir (136,000) regions.

**36,903**  
Refugees & Asylum-Seekers

At the end of August 2023, there were 36,903 refugees and asylum-seekers registered in Somalia, mainly from Ethiopia (23,951 asylum seekers and refugees), Yemen (10,381 refugees and asylum seekers) and Syria (1,395 refugees and asylum seekers). The remaining 380 persons of concerns were from other countries.

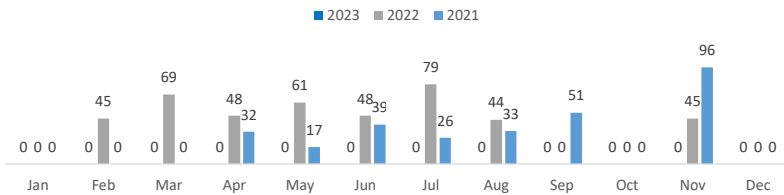
**7,583**  
Refugee Returnees (2020 - 2023)

Since January 2020, 7,583 Somali refugees have returned to Somalia. This figure includes Voluntary Repatriation from Kenya (923) and Assisted Spontaneous Returnees (ASR) from Yemen (951) and other countries (355). Approximately 4,638 Somalis were monitored as arriving spontaneously from Yemen since January 2020.

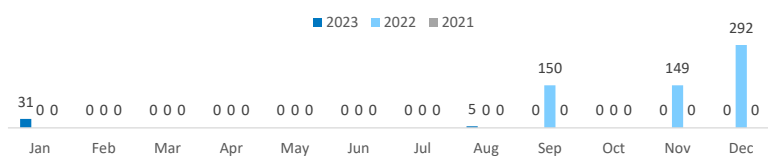
Region	Ethiopia	Yemen	Other
Woq. Galbeed	10,633	5,328	1,366
Bari	8,253	1,878	94
Nugaal	2,626	211	17
Mudug	1,512	43	24
Togdheer	191	143	45
Sanaag	129	19	4
Awdal	295	174	9
Banadir	12	2,630	300
Sool			
Middle Shabelle			
Lower Shabelle			116
Other	830	19	
<b>TOTAL</b>	<b>24,481</b>	<b>10,563</b>	<b>1,859</b>

Region	Kenya	Yemen	Other
Banadir	411	690	146
Lower Juba	126		2
Togdheer		4	2
Sool		7	3
UNREG		1	5
Gedo			12
Nugaal		1	3
Hiraan		3	
Woq. Galbeed		76	144
Lower Shabelle		49	1
Awdal		1	5
Other	355	118	38
<b>TOTAL</b>	<b>923</b>	<b>956</b>	<b>364</b>

Somali returnees from Kenya by month



Assisted spontaneous returnees from Yemen by month

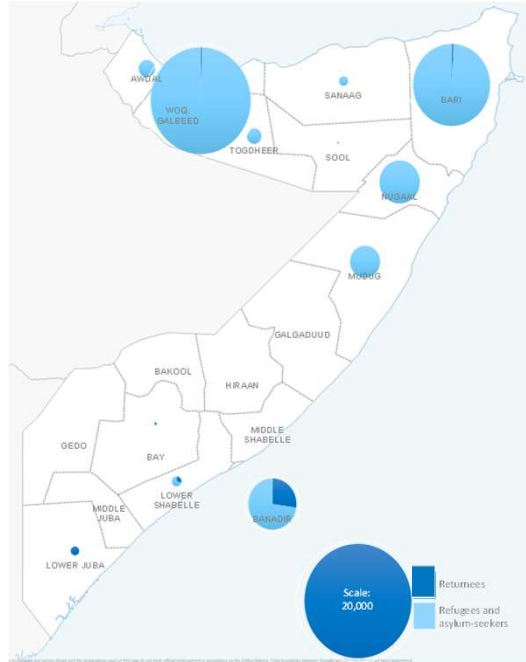


Population of concern

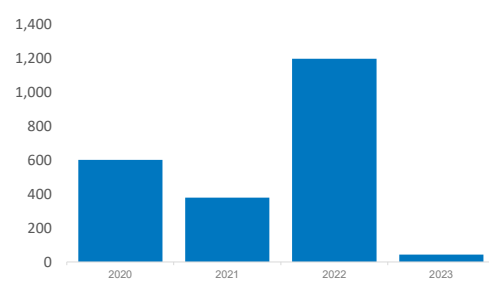
IDPs*	3,864,000
Refugee Returnees	7,583
Refugees	17,166
Asylum Seekers	19,737

\*Estimated internally displaced persons as of December 2022 (Source: Somalia IDP - WG)

Returnees, refugee and asylum seekers map



Number of returnees (with assistance from UNHCR) since 2020

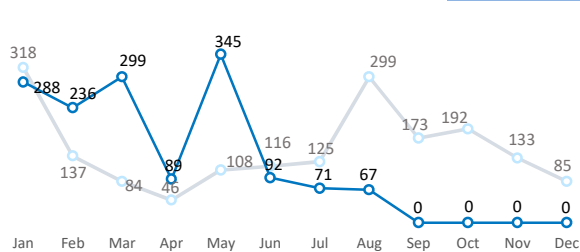


**Somalia Internal DISPLACEMENT**

Displacements monitored by UNHCR Protection and Return Monitoring Network (PRMN)

Monthly internal displacement (2022 - 2023)

Year	People
2022	1,816,000
2023	1,487,000



2023 displacement reasons

Conflict/Insecurity	592,000
Flood	419,000
Drought related	377,000
Drought	60,000
Other	1,487,000

2023 top arrival regions

Hiraan	268,000
Gedo	228,000
Galgaduud	162,000
Nugaal	141,000
Banadir	136,000
Bay	112,000
Bari	81,000
Togdheer	53,000
Other	306,000
Total	1,487,000

August 2023 displacement reasons

Drought related	38,000
Conflict/Insecurity	23,000
Other	6,000
Flood	67,000

August 2023 top arrival regions

Middle Shabelle	17,000
Gedo	15,000
Banadir	8,000
Lower Juba	8,000
Middle Juba	6,000
Bari	4,000
Bay	3,000
Nugaal	2,000
Other	8,000
Total	71,000

[Somalia: Global Focus](#) - [Somalia: Information sharing portal](#) - [UNHCR Somalia](#) - [@UNHCRSom](#) - [Facebook: UNHCR Somalia](#) - [Somalia internal displacement](#)

UNHCR is grateful for the generous contributions of donors who have directly contributed to the UNHCR Somalia operation in 2023

