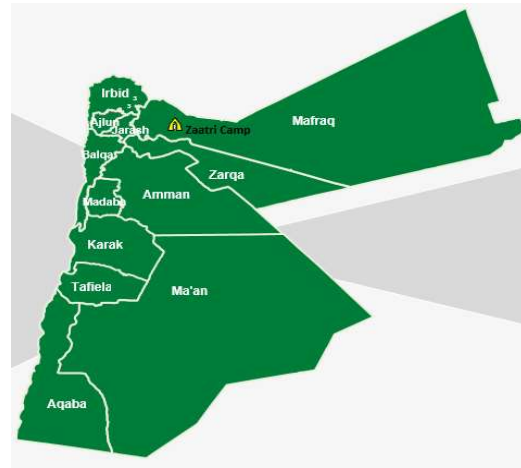
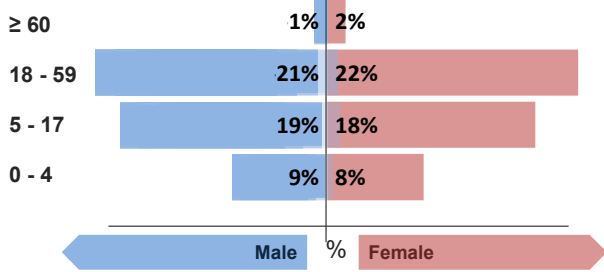




### Refugee population

Total refugee population: **83,121**

Demographic breakdown:



### Key facts

Camp opened: **July 2012**

### Indicators at a glance

1 Health utilisation rate	2.9	✓
2 Number of consultations per clinician per day	43	✓
3 Hospitalisation rate (/1000/month)	2.4	
4 % deliveries attended by skilled personnel	100%	✓
5 Crude Mortality Rate (CMR) (/1000/month)	0.1	✓
6 Under-five Mortality Rate (U5MR) (/1000/month)	0.3	✓
7 Neonatal Mortality Rate (NNMR) (/1000 livebirths)	10.4	✓

### Notes

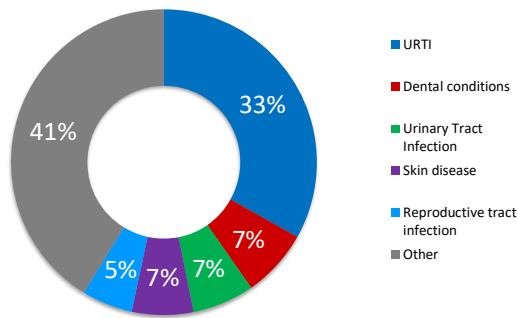
This public health profile for Za'atari refugee camp is compiled from health facility data from the following partners:

- IMC Clinic
- IMC ER Center
- Saudi Clinic
- IRC Clinic
- JHAS Maternity Center
- Qatari Clinic
- SAMS Clinic
- AMR Clinic

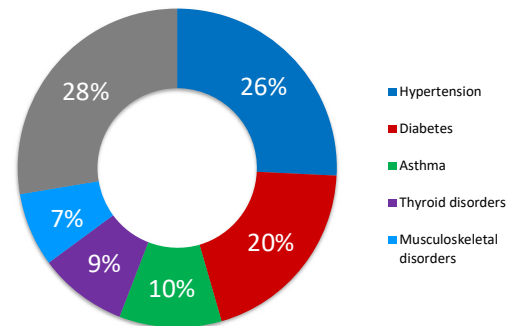
Data is collected using standardised Health Information System (HIS) data collection and reporting tools and aims to be as accurate as possible.

### Morbidity

#### Acute health conditions (%)



#### Chronic health conditions (%)



#### Top 5 acute health conditions

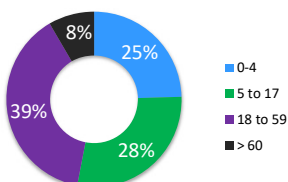
Rank	Condition	% morbidity	# of cases
1	URTI	33%	30,194
2	Dental conditions	7%	6,547
3	Urinary Tract Infection	7%	5,993
4	Skin disease	6%	5,917
5	Reproductive tract infection	5%	4,914
-	Other	41%	37,567

#### Top 5 chronic health conditions

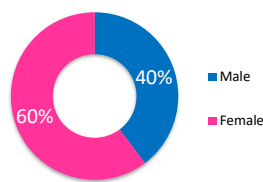
Rank	Condition	% morbidity	# of cases
1	Hypertension	26%	9,011
2	Diabetes	20%	6,915
3	Asthma	10%	3,629
4	Thyroid disorders	9%	3,143
5	Musculoskeletal disorders	7%	2,615
-	Other	28%	9,668

#### Breakdown of acute health conditions

##### by age

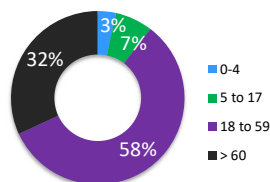


##### by gender

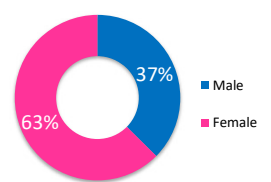


#### Breakdown of chronic health conditions

##### by age



##### by gender



## Public Health

### Health Impact

	Indicator	Standard	
Crude Mortality Rate (CMR) (/1000/month)	0.1	< 0.51	✓
Under-five Mortality Rate (U5MR) (/1000/month)	0.3	< 1.5	✓
Neonatal Mortality Rate (NNMR) (/1000 livebirths)	10.4	< 14.9	✓

### Access and utilization

Total number of consultations	157,728		
Health utilisation rate	2.9	1 - 4	✓
No. of consultations per trained clinician per day	43	< 50	✓

### Outbreak Alert and Response

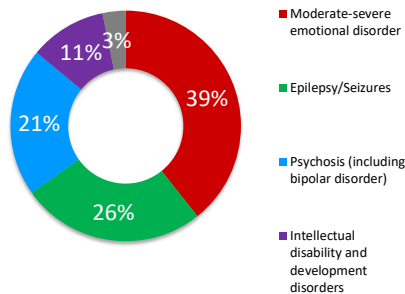
	Indicator	Standard
Number of outbreaks reported	0	
% of outbreaks investigated within 48 hours		100%

### Laboratory

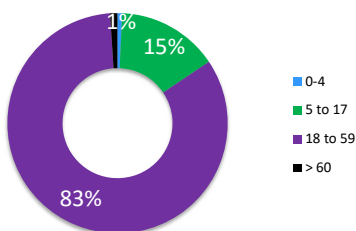
Number of laboratory samples	100,508
------------------------------	---------

## Breakdown of mental health conditions

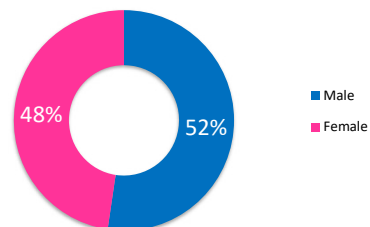
### By cause



### By age

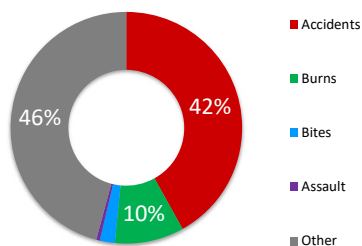


### By gender

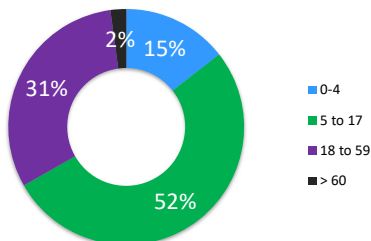


## Breakdown of injuries

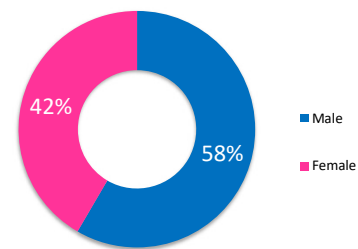
### By cause



### By age



### By gender



## In-patient and referral

### In-patient department

	Indicator	Standard	
Hospitalisation rate (/1000/year)	29.3	50 - 150	^
Bed occupancy rate	68%	> 75%	X
Mean length of stay for authorised discharges (days)	1.0		

## Reproductive Health

### Antenatal care

	Indicator	Standard	
Coverage of antenatal care (4 or more visits)	100%	≥ 90%	✓
Coverage of TT vaccination	100%	≥ 90%	✓
Coverage of anaemia screening in pregnancy	100%	≥ 90%	✓

### Delivery care

Proportion of deliveries attended by skilled personnel	100%	≥ 90%	✓
Proportion of deliveries performed by caesarean section	39%	5 - 15%	X
Proportion of low birth weight deliveries (<2500g)	1%	< 15%	✓

### Maternal mortality

Number of maternal deaths reported	0		
% of maternal deaths investigated within 48 hours	0%	100%	

### Postnatal care

	Indicator	Standard	
Coverage of postnatal care	75%	≥ 90%	X

### Sexual and Gender-based Violence

Incidence of rape (reported cases/10,000/year)*	0.2		^
% of rape survivors who received PEP** < 72 hours	100%	100%	^
% of rape survivors who received ECP*** < 120 hours	0%	100%	^
% of rape survivors who received STI**** prophylaxis < 2 wks	100%	100%	^

\*Only includes rapes reported at health facilities \*\*Post-exposure prophylaxis \*\*\*Emergency contraceptive pill  
\*\*\*\*Sexually transmitted infection

UNHCR gratefully acknowledges the support of the following partners:

