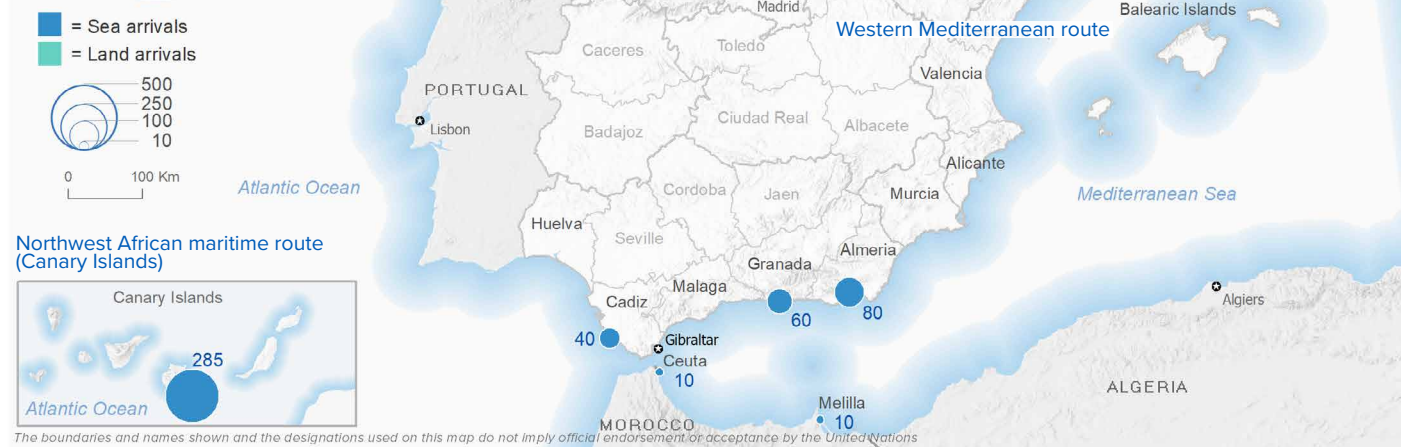


SPAIN Weekly snapshot - Week 38 (18 - 24 Sep 2023)

The charts below are based on figures from the Ministry of Interior and UNHCR estimates. All figures are provisional and subject to change

Refugees & migrants: sea and land arrivals in week 38¹



Arrivals in Spain

26,213
 Arrivals as of
 24 Sep 2023²

+15%
 Dif. 2022

25,814
 Sea Arrivals²
 Dif. 2022: **+22%**

399
 Land Arrivals²
 Dif. 2022: **-76%**

495
 Arrivals Week 38¹
 Dif. last week: **-61%**
 Dif. 2022: **-47%**

Western Mediterranean

11,335
 Arrivals as of
 24 Sep 2023²

+6%
 Dif. 2022

10,936
 Sea Arrivals²
 Dif. 2022: **+22%**

399
 Land Arrivals²
 Dif. 2022: **-76%**

210
 Arrivals Week 38¹
 Dif. last week: **-48%**
 Dif. 2022: **-60%**

Northwest African maritime (Canary Islands)

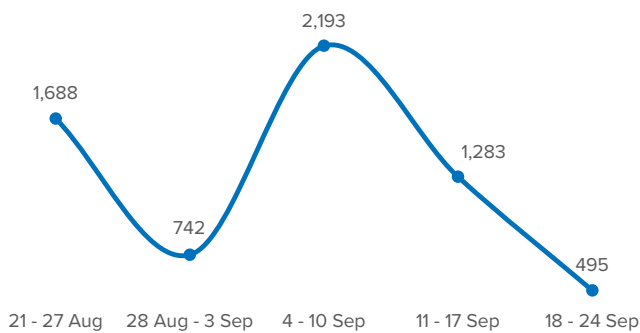
14,878
 Arrivals as of
 24 Sep 2023²

+22%
 Dif. 2022

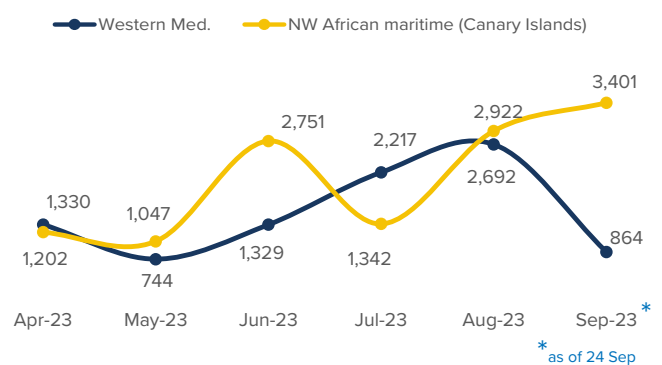
14,878
 Sea Arrivals²
 Dif. 2022: **+22%**

285
 Arrivals Week 38¹
 Dif. last week: **-68%**
 Dif. 2022: **-31%**

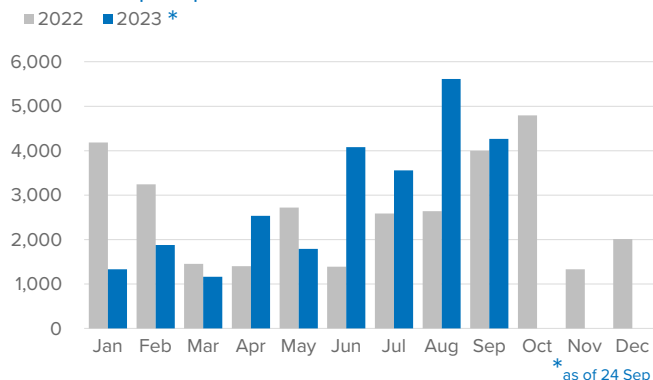
Arrivals in Spain during the last five weeks¹



Arrivals in Spain by route during the last six months²



Arrivals in Spain per month²



Arrivals in Spain per year²

