UGANDA- REFUGEE STATISTICS SEPTEMBER 2023

Adjumani

Total Population	Total Refugees
214,843	214,411
Total Households	Total Asylum-Seekers
30,065	432

Women and Children
85 %
182,416

Female
54 %
115,178

Elderly
3 %
6,369

Youth 15-24
26 %
55,061

New Registration by Month

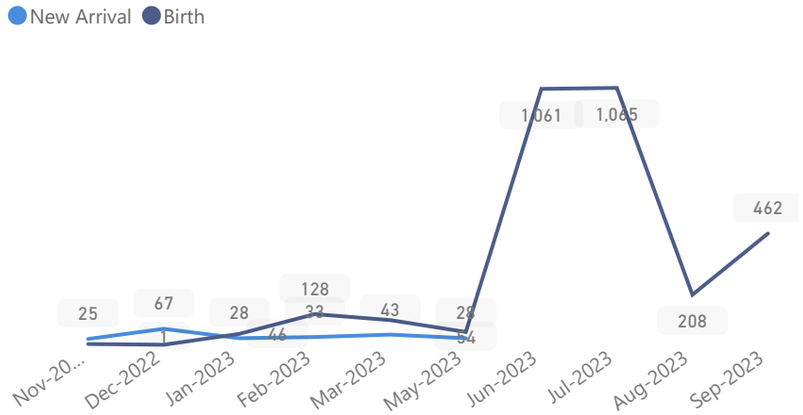

Top Zones

Zone	HHs	Individuals
Nyumanzi	5,071	44,815
Pagrinya	6,011	36,446
Ayilo I	3,030	25,925
Maaji II	2,592	17,482
Ayilo II	2,020	14,828
Maaji III	2,309	14,319
Boroli I	1,596	9,814
Mirieyi	1,009	7,955
Agojo	1,516	7,146
Alere	814	7,069
Baratuku	850	6,126
Olua I	610	5,043
Mungula I	670	5,021
Boroli II	703	4,541

Country of Origin	Total
South Sudan	214,028
Sudan	762
Democratic Republic of the Congo	42
Eritrea	5

Occupation - Top 5

19 % Have occupation

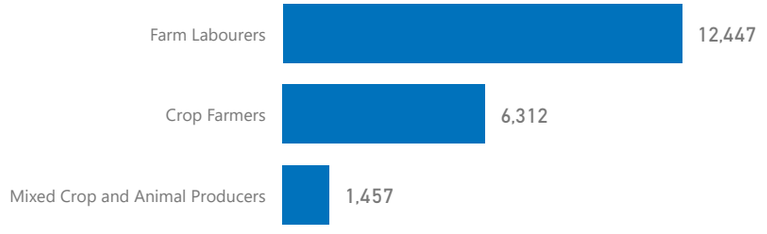

* Age is between 18 - 59 years for Occupation

Age & Gender Breakdown

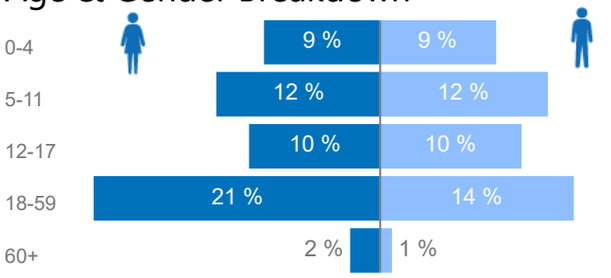

Specific Needs - Top 7

26,884 14,320

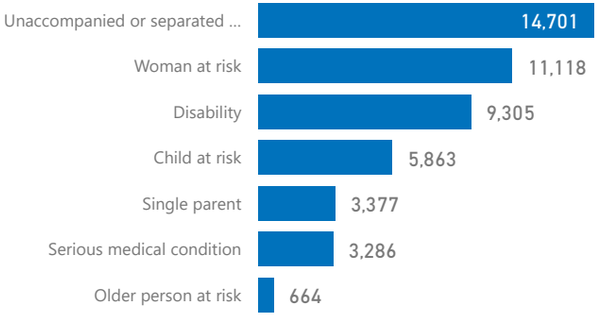

Assistance Status

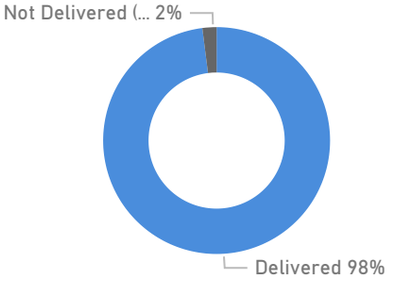

UGANDA- REFUGEE STATISTICS SEPTEMBER 2023

Bidibidi

Total Population	Total Refugees
196,297	196,296
Total Households	Total Asylum-Seekers
36,632	1

Women and Children
84 %
165,676

Female
52 %
103,012

Elderly
3 %
5,267

Youth 15-24
25 %
48,470

Top Zones

Zone	HHs	Individuals
Zone 3	9,335	46,561
Zone 2	7,495	44,056
Zone 5	8,182	41,560
Zone 1	6,202	36,044
Zone 4	5,415	28,067

Age & Gender Breakdown

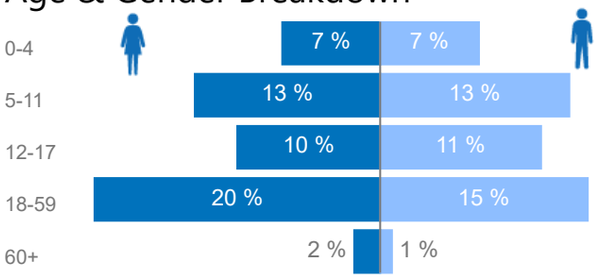

Country of Origin

Country of Origin	Total
South Sudan	196,177
Sudan	74
Democratic Republic of the Congo	41
Ethiopia	3
Burundi	1
Rwanda	1

Specific Needs

- Top 7

6,997 4,186

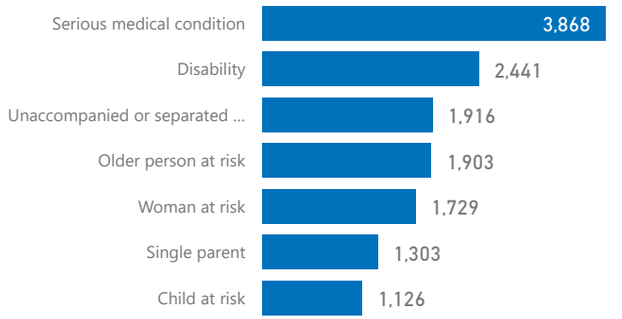

New Registration by Month

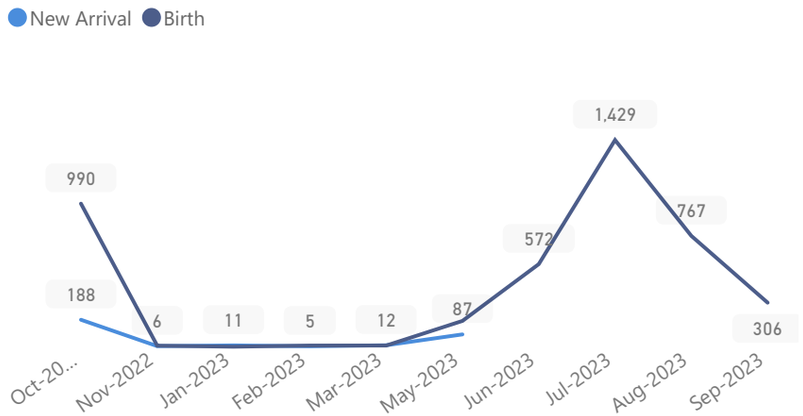

Occupation

- Top 5

18 % Have occupation

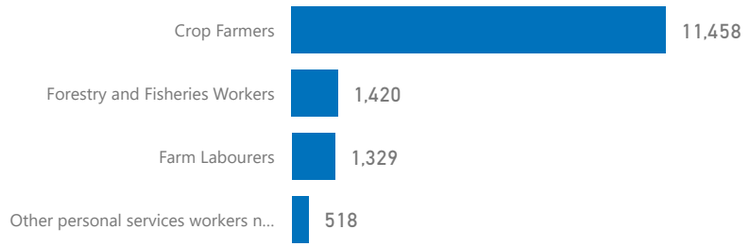

* Age is between 18 - 59 years for Occupation

Assistance Status

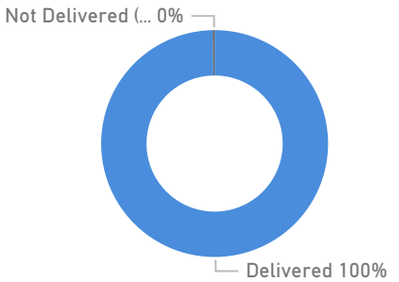

Source: Statistics - OPM (proGres)

Feedback: ugakareg@unhcr.org

Creation date: 04-Oct-2023

UGANDA- REFUGEE STATISTICS SEPTEMBER 2023

Imvepi

Total Population	Total Refugees
66,654	66,645
Total Households	Total Asylum-Seekers
15,294	9

Women and Children
84 %
56,143

Elderly
3 %
1,898

Female
53 %
35,466

Youth 15-24
23 %
15,074

Top Zones

Zone	HHs	Individuals
Zone I	6,141	27,050
Zone Ii	5,209	24,763
Zone Iii	3,098	12,559
Zone Iv	843	2,272

Age & Gender Breakdown

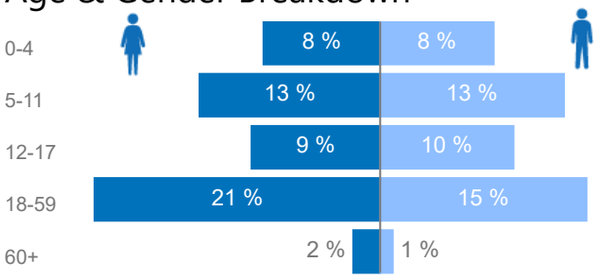

Country of Origin

Country of Origin	Total
South Sudan	63,922
Democratic Republic of the Congo	2,671
Sudan	49
Rwanda	8
Central African Republic	1
Ethiopia	1
Senegal	1
United Republic of Tanzania	1

Specific Needs - Top 7

6,497 3,514

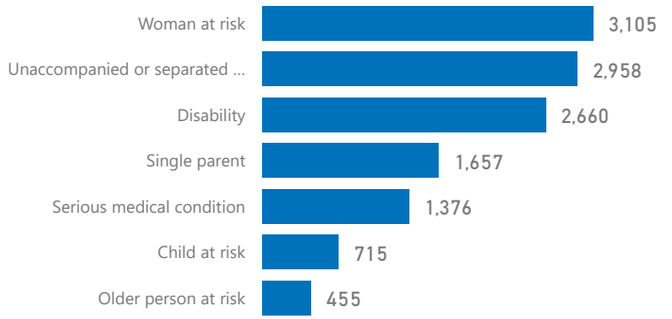

New Registration by Month

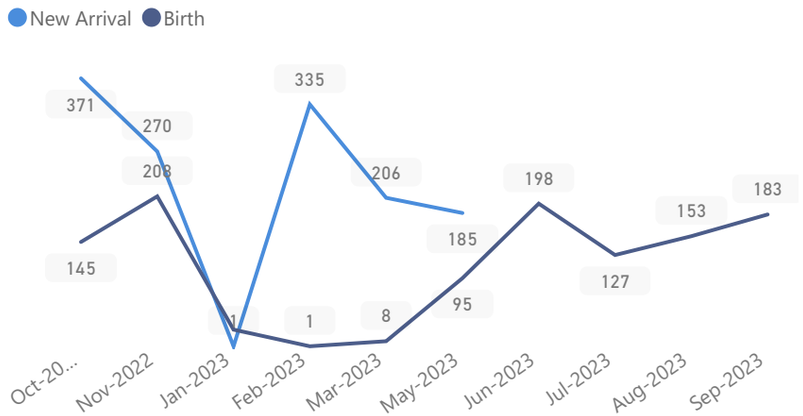

Occupation - Top 5

24 % Have occupation

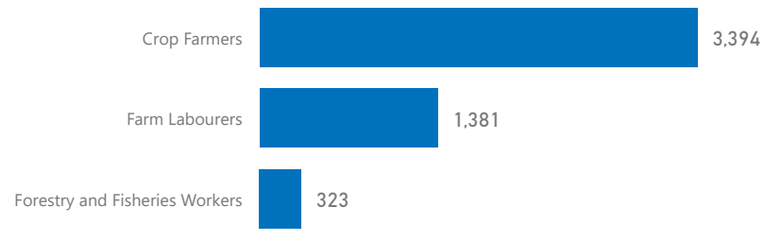

* Age is between 18 - 59 years for Occupation

Assistance Status

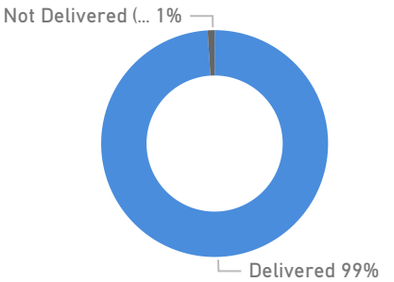

Source: Statistics - OPM (proGres)

Feedback: ugakareg@unhcr.org

Creation date: 04-Oct-2023

UGANDA- REFUGEE STATISTICS SEPTEMBER 2023

Kampala

Total Population	Total Refugees
121,499	83,755
Total Households	Total Asylum-Seekers
71,864	37,744

Women and Children
61 %
74,705

Female
46 %
55,884

Elderly
1 %
1,466

Youth 15-24
26 %
31,930

Top Zones

Zone	HHs	Individuals
Makindye Division	27,985	51,275
Kampala Central	27,907	37,736
Rubaga Division	12,706	25,142
Kawempe Division	1,908	3,874
Nakawa	829	2,269

Age & Gender Breakdown

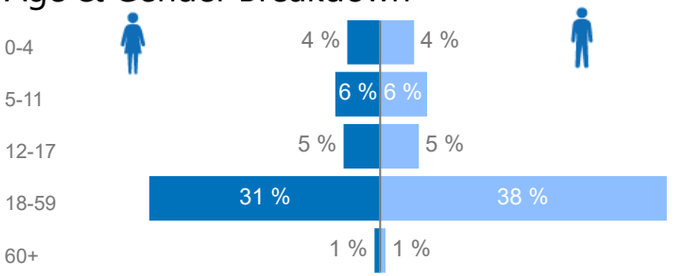

Country of Origin

Country of Origin	Total
Somalia	39,419
Eritrea	33,472
Democratic Republic of the Congo	24,259
Ethiopia	7,914
Sudan	5,910
Burundi	4,301

Specific Needs

- Top 7

1,086 873

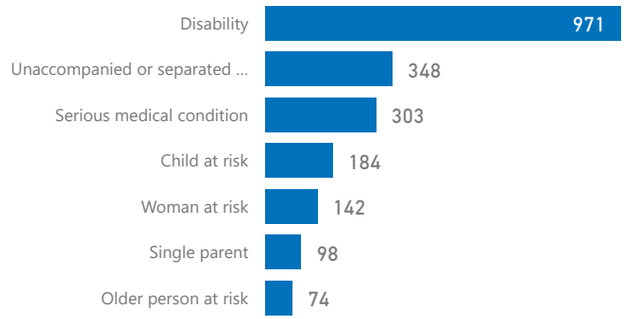

New Registration by Month

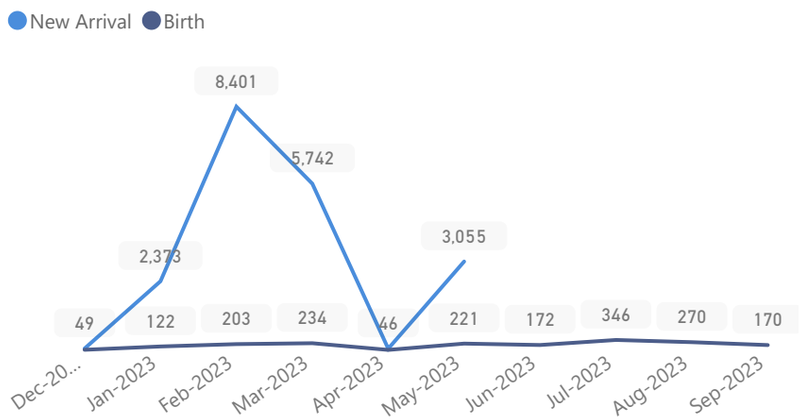

Occupation

- Top 5

6 % Have occupation

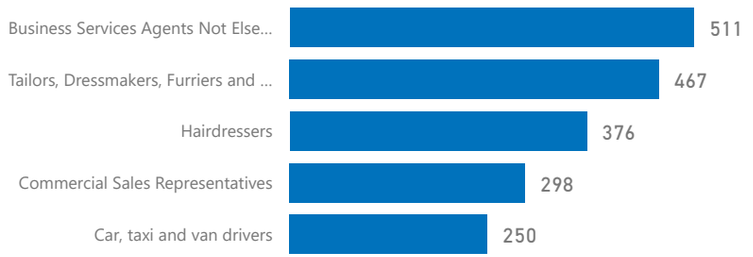

* Age is between 18 - 59 years for Occupation

Assistance Status

UGANDA- REFUGEE STATISTICS SEPTEMBER 2023

Kiryandongo

Total Population	Total Refugees
65,591	65,553
Total Households	Total Asylum-Seekers
11,948	38

Women and Children
82 %
53,861

Elderly
2 %
1,271

Female
52 %
34,270

Youth 15-24
31 %
20,042

Top Zones

Zone	HHs	Individuals
Ranch 1	6,379	34,661
Ranch 37	5,568	30,929

Country of Origin

Country of Origin	Total
South Sudan	64,840
Democratic Republic of the Congo	290
Sudan	233
Kenya	170
Burundi	28
Rwanda	21

Age & Gender Breakdown

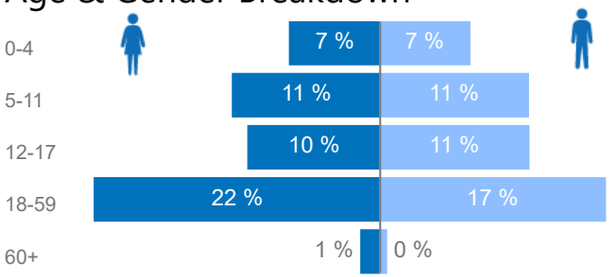

Specific Needs

- Top 7

8,658 5,327

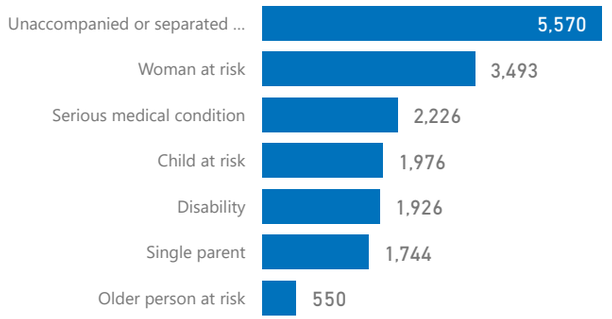

New Registration by Month

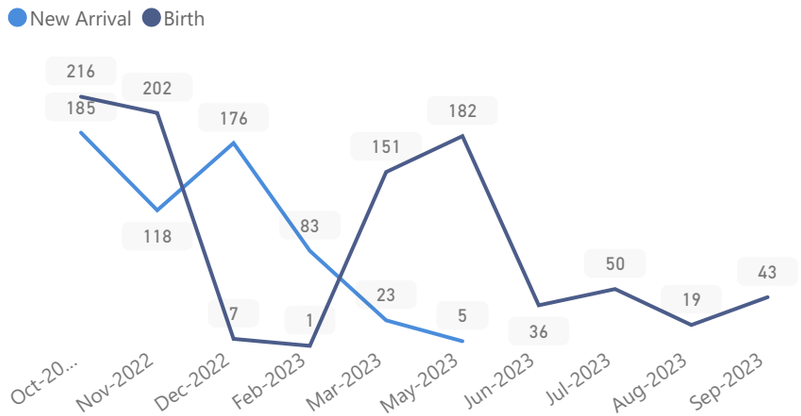

Occupation - Top 5

15 % Have occupation

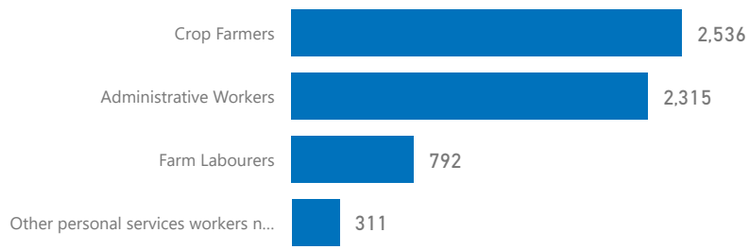

* Age is between 18 - 59 years for Occupation

Assistance Status

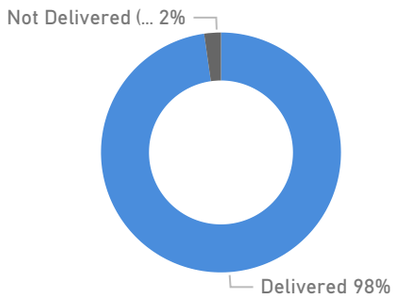

UGANDA- REFUGEE STATISTICS SEPTEMBER 2023

Kyaka Ii

Total Population	Total Refugees
123,873	121,166
Total Households	Total Asylum-Seekers
33,396	2,707

Women and Children
80 %
99,437

Female
51 %
63,341

Elderly
3 %
3,173

Youth 15-24
20 %
24,483

Top Zones

Zone	HHs	Individuals
Byabakora	5,515	21,186
Bwiriza	5,898	21,086
Sweswe	5,917	20,978
Itambabiniga	4,650	16,754
Mukondo	4,183	16,330

Age & Gender Breakdown

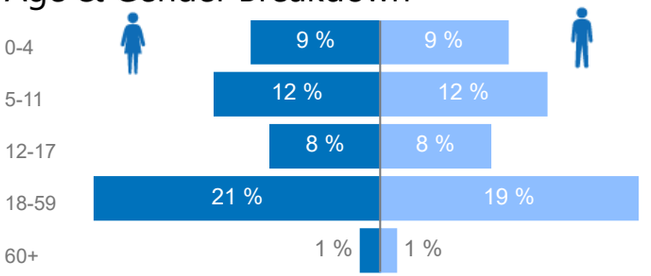

Country of Origin

Country of Origin	Total
Democratic Republic of the Congo	117,212
Rwanda	3,312
Burundi	3,243
South Sudan	51
Congo, Republic of the	13
Kenya	13

Specific Needs - Top 7

22,981 12,534

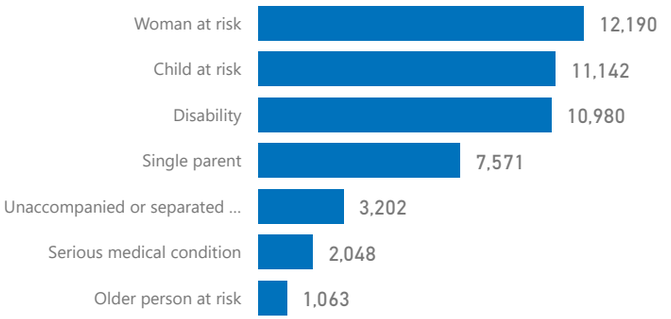

New Registration by Month

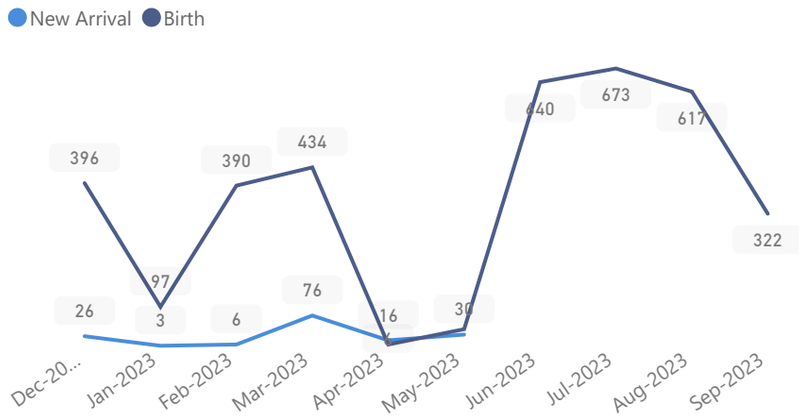

Occupation - Top 5

22 % Have occupation

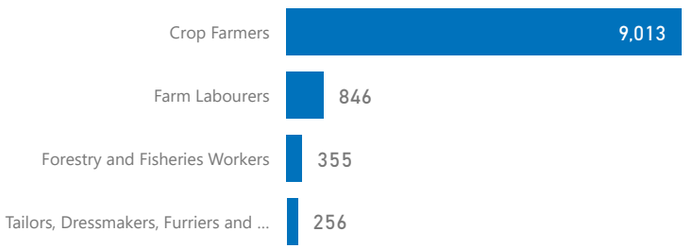

* Age is between 18 - 59 years for Occupation

Assistance Status

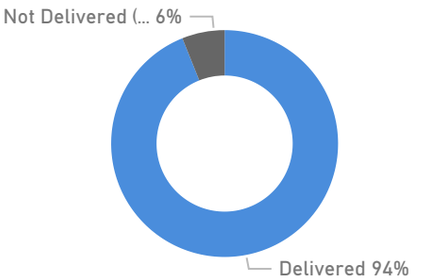

UGANDA- REFUGEE STATISTICS SEPTEMBER 2023

Kyangwali

Total Population	Total Refugees
132,872	132,755
Total Households	Total Asylum-Seekers
39,603	117

Women and Children
82 %
109,572

Female
53 %
70,429

Elderly
3 %
4,364

Youth 15-24
18 %
24,027

New Registration by Month

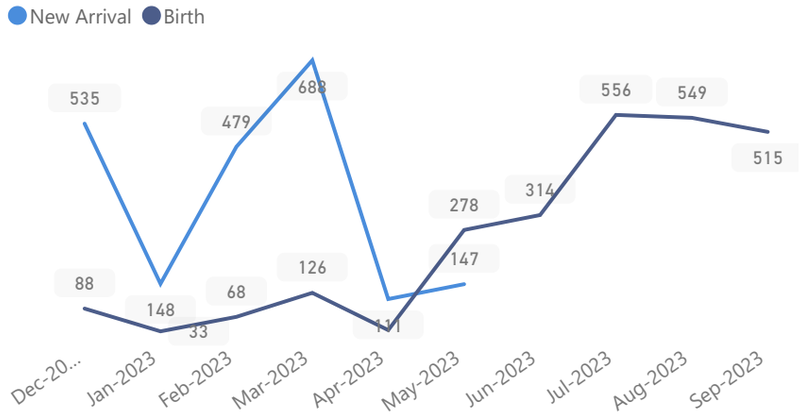

Top Zones

Zone	HHs	Individuals
Kyebitaka	2,629	10,913
Mukunyu A	2,810	7,477
Mombasa	1,976	7,295
Kagoma	2,018	7,120
KARUHINDA	2,241	6,916
WAIBUGA	2,180	6,828
MALUMBA	1,928	6,072
Nyampindu	2,000	5,955
Kentomi	1,764	5,781
BUYANJA	1,794	5,730

Country of Origin	Total
Democratic Republic of the Congo	128,546
South Sudan	3,560
Rwanda	620
Burundi	127
Kenya	11
Sudan	5

Occupation - Top 5

40 % Have occupation

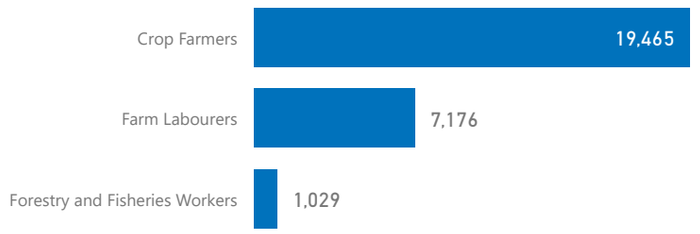

* Age is between 18 - 59 years for Occupation

Age & Gender Breakdown

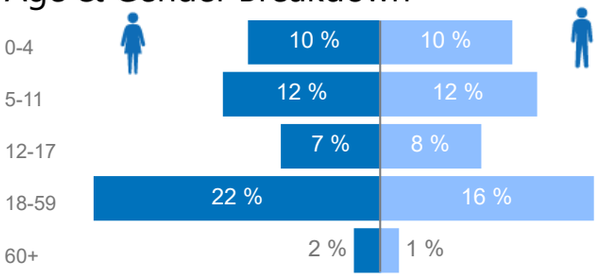

Specific Needs - Top 7

24,655 10,030

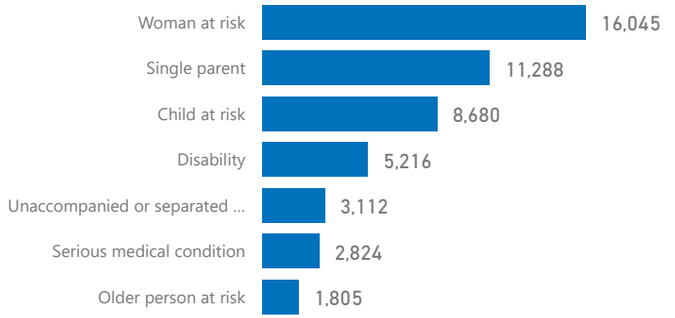

Assistance Status

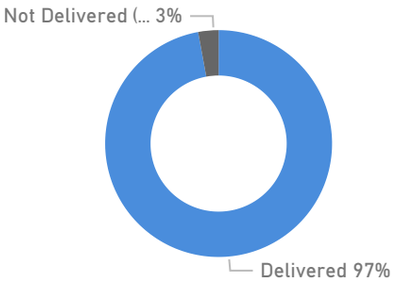

Source: Statistics - OPM (proGres)

Feedback: ugakareg@unhcr.org

Creation date: 04-Oct-2023

UGANDA- REFUGEE STATISTICS SEPTEMBER 2023

Lobule

Total Population	Total Refugees
6,026	6,026
Total Households	Total Asylum-Seekers
962	0

Women and Children
84 %
5,037

Female
53 %
3,180

Elderly
3 %
178

Youth 15-24
29 %
1,724

Zones

Zone	HHs	Individuals
Zone B	493	3,175
Zone A	469	2,851

Age & Gender Breakdown

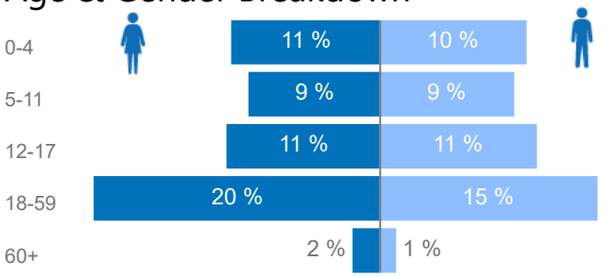

Country of Origin

Country of Origin	Total
Democratic Republic of the Congo	6,022
South Sudan	3
Somalia	1

Specific Needs - Top 7

1,059 625

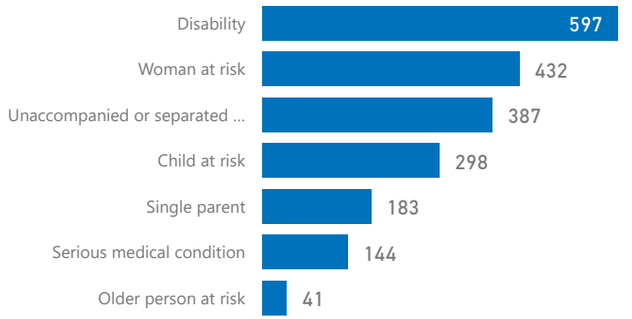

New Registration by Month

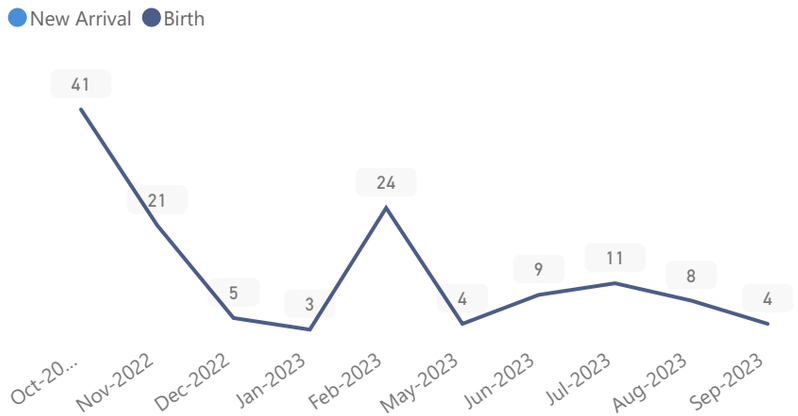

Occupation - Top 5

36 % Have occupation

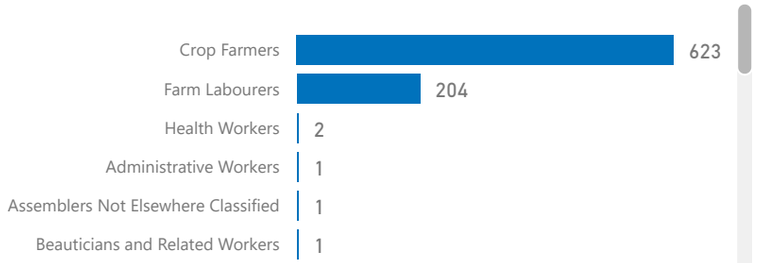

* Age is between 18 - 59 years for Occupation

Assistance Status

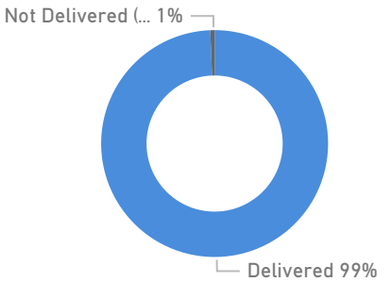

UGANDA- REFUGEE STATISTICS SEPTEMBER 2023

Nakivale

Total Population	Total Refugees
180,779	175,675
Total Households	Total Asylum-Seekers
54,894	5,104

Women and Children
77 %
139,623

Female
51 %
91,367

Elderly
3 %
4,778

Youth 15-24
22 %
40,438

Top Zones

Zone	HHs	Individuals
Rubondo	29,978	85,224
Base Camp	17,458	67,139
Juru	7,040	27,555

Age & Gender Breakdown

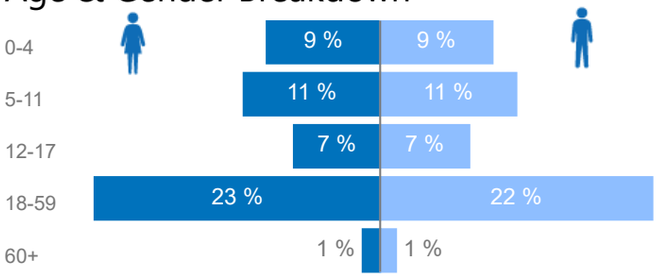

Country of Origin

Country of Origin	Total
Democratic Republic of the Congo	119,343
Burundi	31,962
Rwanda	15,252
Somalia	12,092
Ethiopia	999
Eritrea	878

Specific Needs - Top 7

24,199 13,377

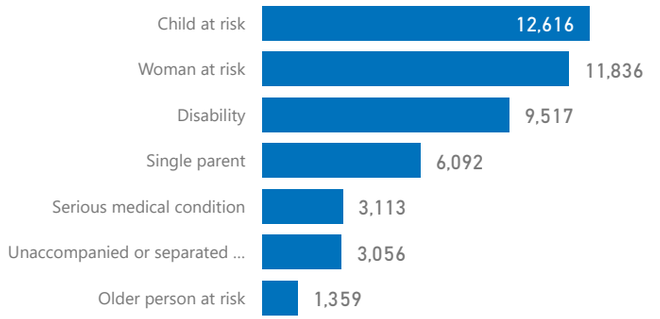

New Registration by Month

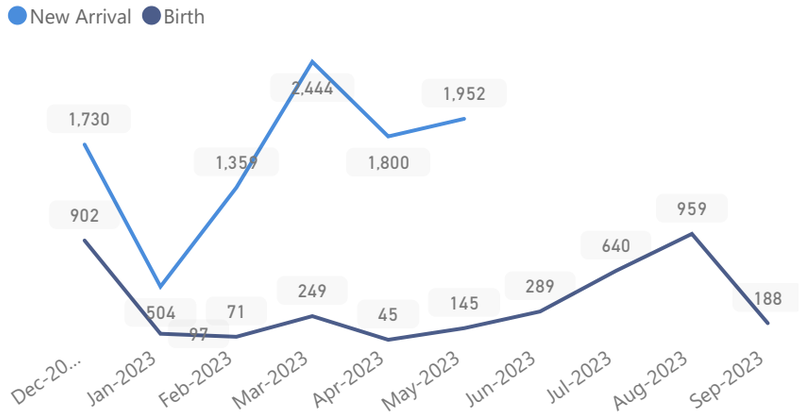

Occupation - Top 5

23 % Have occupation

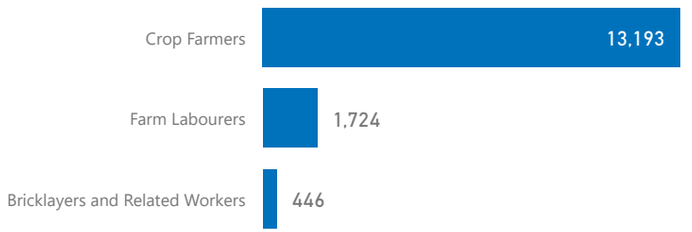

* Age is between 18 - 59 years for Occupation

Assistance Status

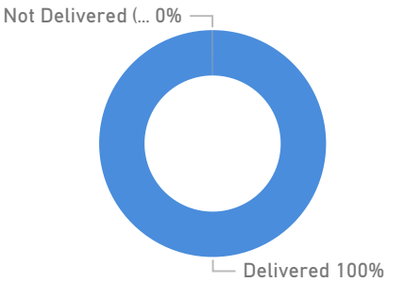

Source: Statistics - OPM (proGres)

Feedback: ugakareg@unhcr.org

Creation date: 04-Oct-2023

UGANDA- REFUGEE STATISTICS SEPTEMBER 2023

Oruchinga

Total Population	Total Refugees
7,985	7,983
Total Households	Total Asylum-Seekers
1,771	2

Women and Children
80 %
6,393

Elderly
3 %
263

Female
52 %
4,122

Youth 15-24
21 %
1,710

Top Zones

Zone	HHs	Individuals
Kifunjo	551	2,341
Michinga	448	2,079
Busheka	436	1,983

Country of Origin

Country of Origin	Total
Democratic Republic of the Congo	4,135
Rwanda	2,052
Burundi	1,729
South Sudan	68
Sudan	1

Age & Gender Breakdown

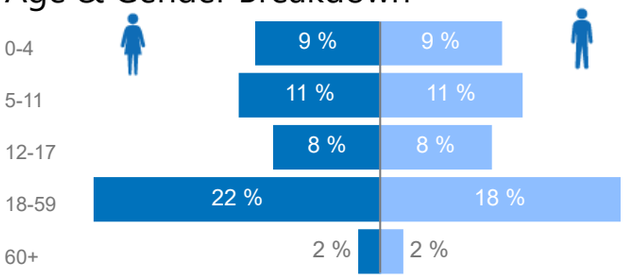

Specific Needs - Top 7

1,715 1,050

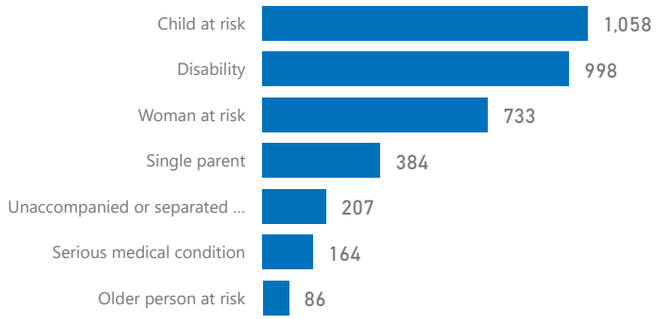

New Registration by Month

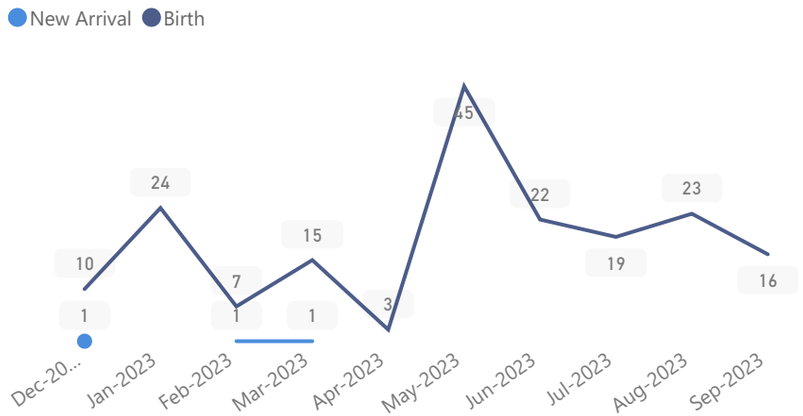

Occupation - Top 5

37 % Have occupation

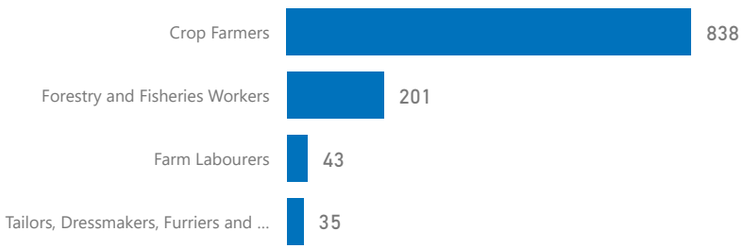

* Age is between 18 - 59 years for Occupation

Assistance Status

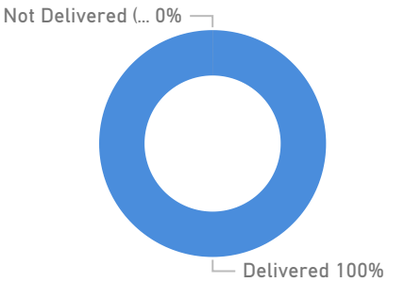

UGANDA- REFUGEE STATISTICS SEPTEMBER 2023

Palabek

Total Population	Total Refugees
79,476	79,468
Total Households	Total Asylum-Seekers
16,950	8

Women and Children
86 %
68,133

Female
50 %
39,890

Elderly
2 %
1,366

Youth 15-24
24 %
19,111

Top Zones

Zone	HHs	Individuals
Zone 6	4,259	21,405
Zone 5B	2,790	12,371
Zone 7	2,198	10,670
Zone 4	1,783	7,617
Zone 5A	1,375	7,324
Zone 3	1,183	6,165
Zone 8	1,018	4,567
Zone 2	1,067	3,866
Zone 1	928	3,542
Zone 9	343	1,938

Country of Origin	Total
South Sudan	79,190
Sudan	239
Democratic Republic of the Congo	47

Age & Gender Breakdown

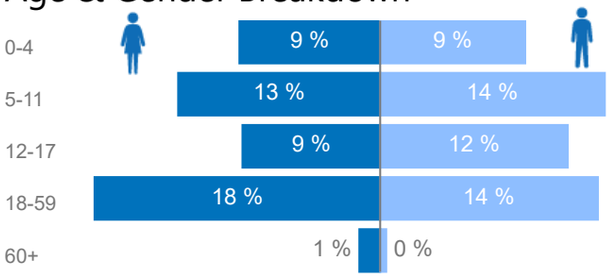

Specific Needs
- Top 7

4,958 2,705

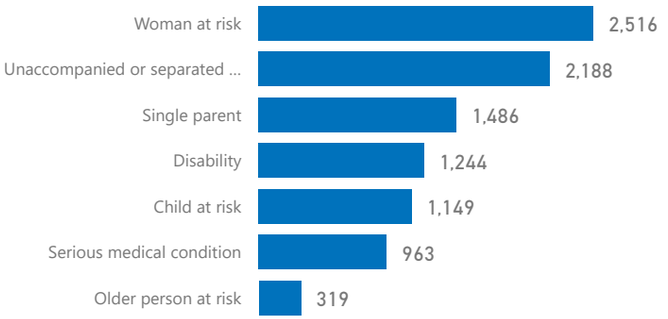

New Registration by Month

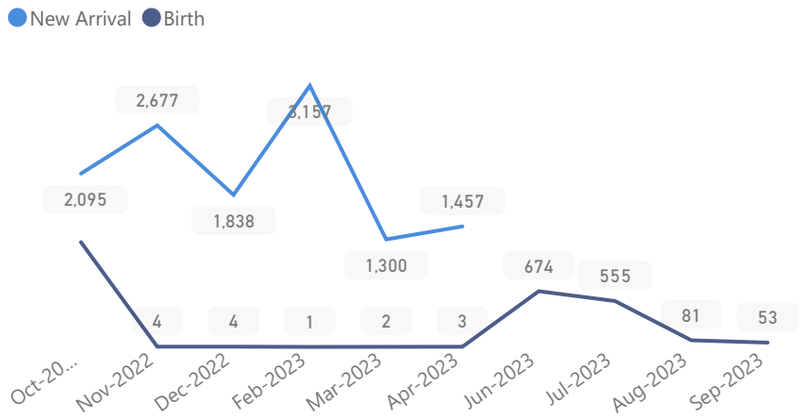

Occupation
- Top 5

19 % Have occupation

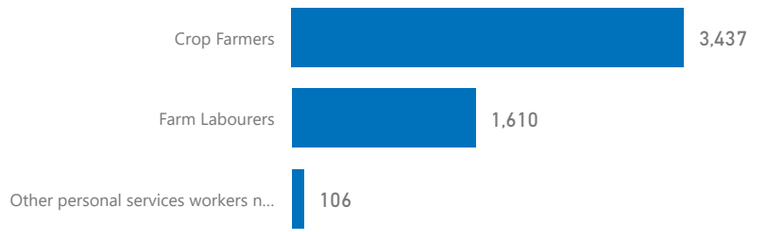

* Age is between 18 - 59 years for Occupation

Assistance Status

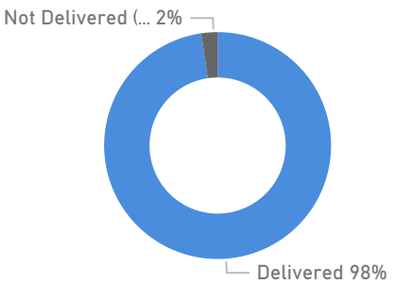

Source: Statistics - OPM (proGres)

Feedback: ugakareg@unhcr.org

Creation date: 04-Oct-2023

UGANDA- REFUGEE STATISTICS SEPTEMBER 2023

Palorinya

Total Population	Total Refugees
128,144	128,123
Total Households	Total Asylum-Seekers
26,766	21

Women and Children
81 %
103,231

Female
53 %
67,529

Elderly
4 %
5,132

Youth 15-24
25 %
32,063

Top Zones

Zone	HHs	Individuals
Morobi	8,061	38,742
Dongo West	5,223	24,806
Chinyi	4,358	19,522
Basecamp Ibakwe	2,706	14,600
Dongo East	2,686	13,016
Belemaling	2,127	10,375
Budri	1,586	7,043

Age & Gender Breakdown

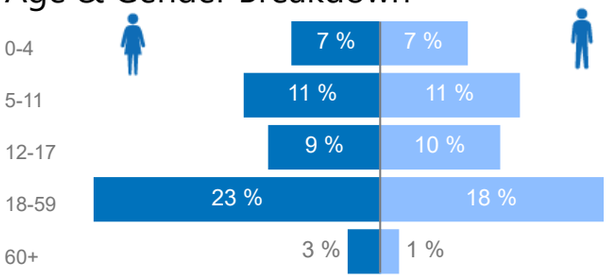

Specific Needs - Top 7

14,650 6,598

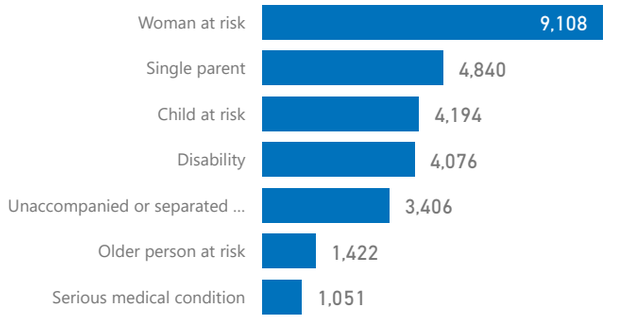

Country of Origin

Country of Origin	Total
South Sudan	128,060
Democratic Republic of the Congo	42
Sudan	36
Eritrea	4
Congo, Republic of the	1
Somalia	1

New Registration by Month

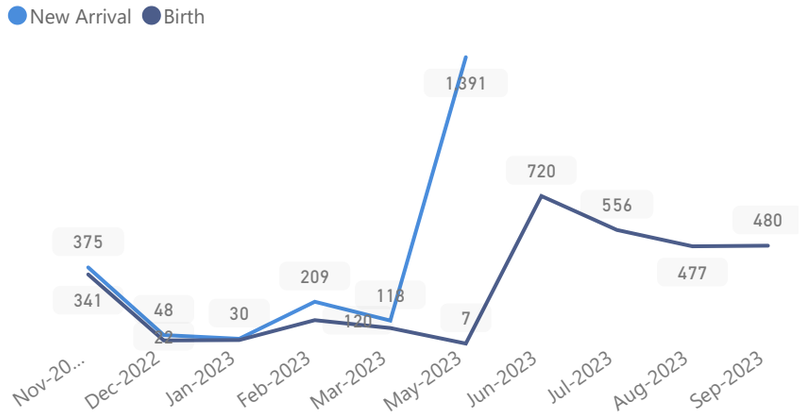

Occupation - Top 5

15 % Have occupation

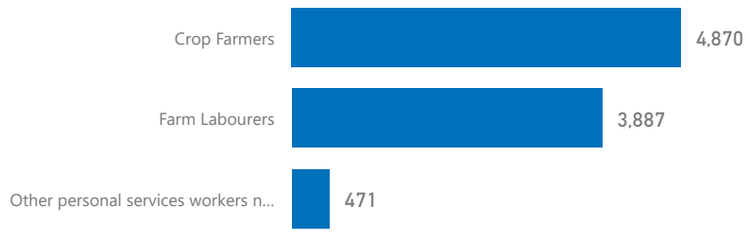

* Age is between 18 - 59 years for Occupation

Assistance Status

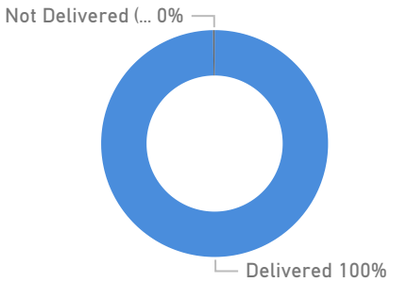

Source: Statistics - OPM (proGres)

Feedback: ugakareg@unhcr.org

Creation date: 04-Oct-2023

UGANDA- REFUGEE STATISTICS SEPTEMBER 2023

Rhino

Total Population	Total Refugees
150,365	150,346
Total Households	Total Asylum-Seekers
27,510	19

Women and Children
83 %
125,179

Female
50 %
75,861

Elderly
2 %
2,991

Youth 15-24
27 %
40,567

New Registration by Month

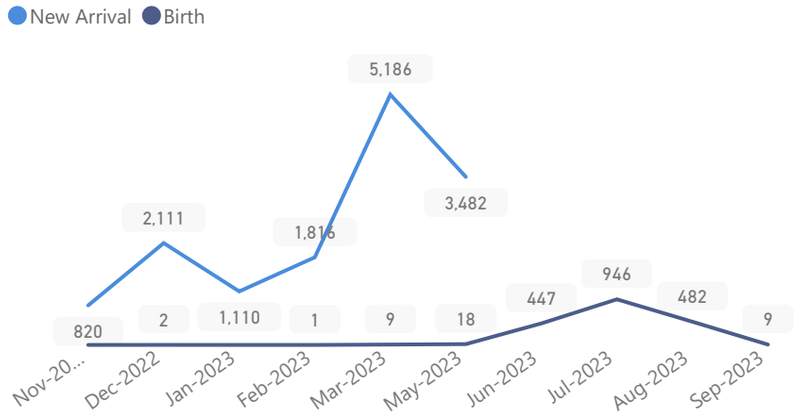

Zones

Zone	HHs	Individuals
Zone Vii	9,004	44,946
Zone Vi	4,964	26,637
Zone Iii	3,731	19,693
Zone Ii	4,061	19,371
Zone I	2,346	15,667
Zone V	1,815	14,158
Zone Iv	1,587	9,891

Country of Origin	Total
South Sudan	144,718
Democratic Republic of the Congo	4,615
Sudan	955
Rwanda	36
Burundi	9
Central African Republic	9
Kenya	9

Occupation - Top 5

10 % Have occupation

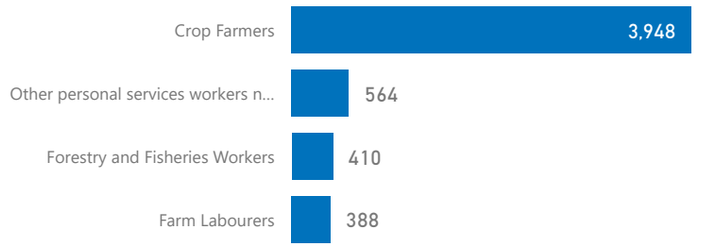

* Age is between 18 - 59 years for Occupation

Age & Gender Breakdown

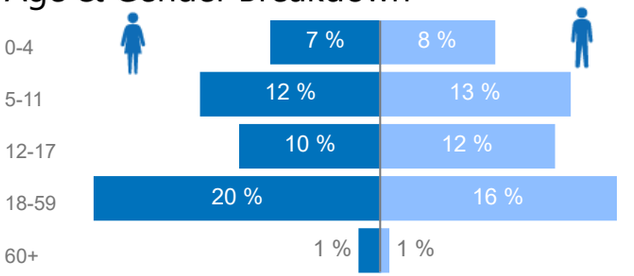

Specific Needs - Top 7

15,732 9,957

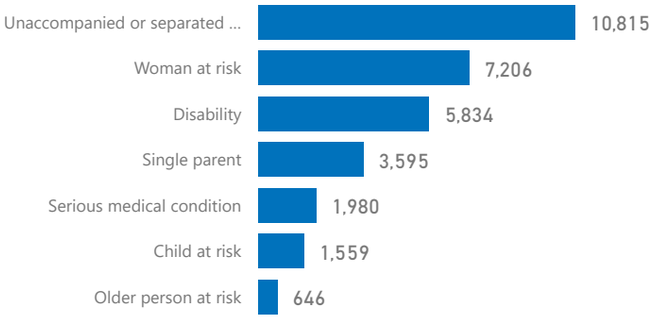

Assistance Status

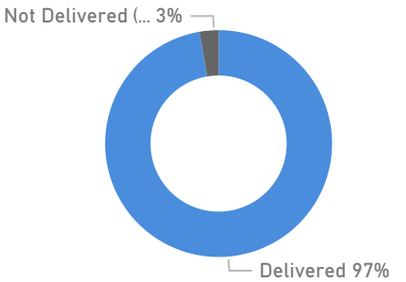

UGANDA- REFUGEE STATISTICS SEPTEMBER 2023

Rwamwanja

Total Population	Total Refugees
93,833	92,764
Total Households	Total Asylum-Seekers
22,084	1,069

Women and Children
82 %
77,083

Female
52 %
48,328

Elderly
3 %
2,352

Youth 15-24
18 %
17,265

New Registration by Month

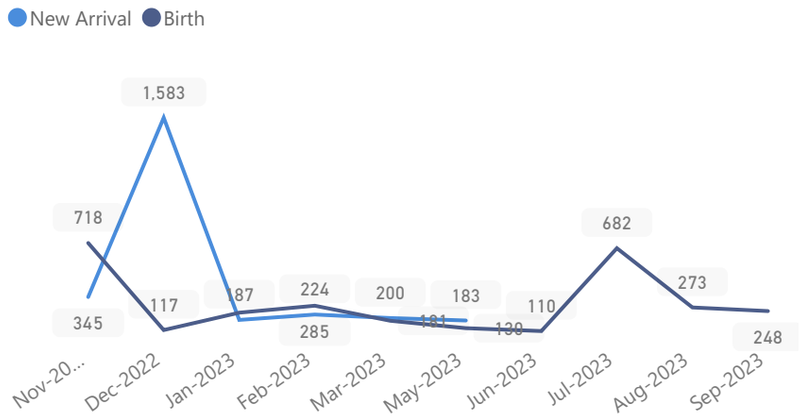

Top Zones

Zone	HHs	Individuals
Kyempango	9,839	36,329
Kaihora	2,230	11,242
Mahani	2,329	10,461
Nkoma	1,750	8,431
Ntenungi	1,760	8,431
Base Camp	1,889	8,360
Mahiga	949	4,259
Kikuura	564	2,616
Waijagahe	420	2,042
Buguta	335	1,621
Makindye Division	6	21

Country of Origin	Total
Democratic Republic of the Congo	93,255
Rwanda	367
South Sudan	126
Burundi	59
Somalia	11
Kenya	7

Occupation - Top 5

49 % Have occupation

* Age is between 18 - 59 years for Occupation

Age & Gender Breakdown

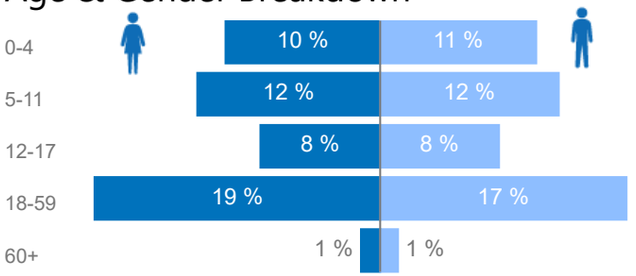

Specific Needs - Top 7

12,212 4,868

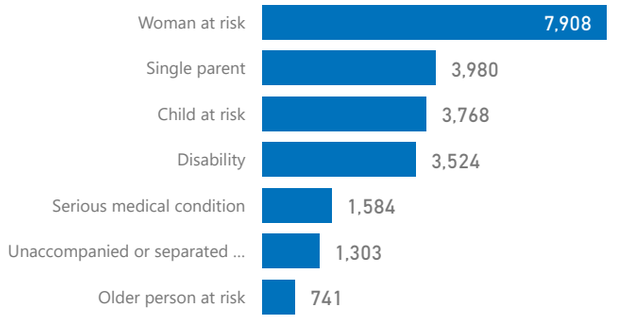
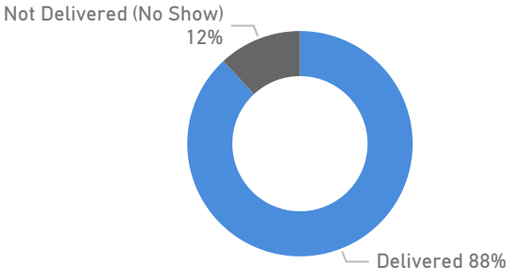
Assistance Status