



**Key Figures**

  
**37,655**  
Estimated Arrivals  
7,526 Households

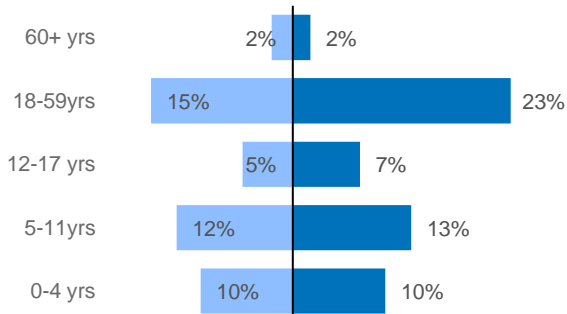
  
**28,185\*\***  
Individuals registered  
6,689 Household  
(\*\*) 24,822 with biometrics

  
**12,226**  
Person with Specific Need

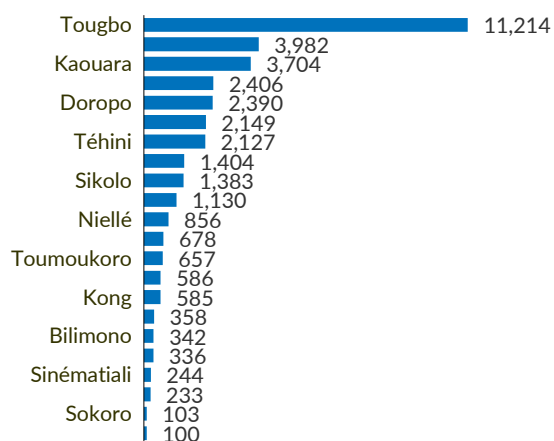
  
**10,751**  
Children at School Age

**Age and Gender Breakdown\***

Male (45%)  Female (55%) 



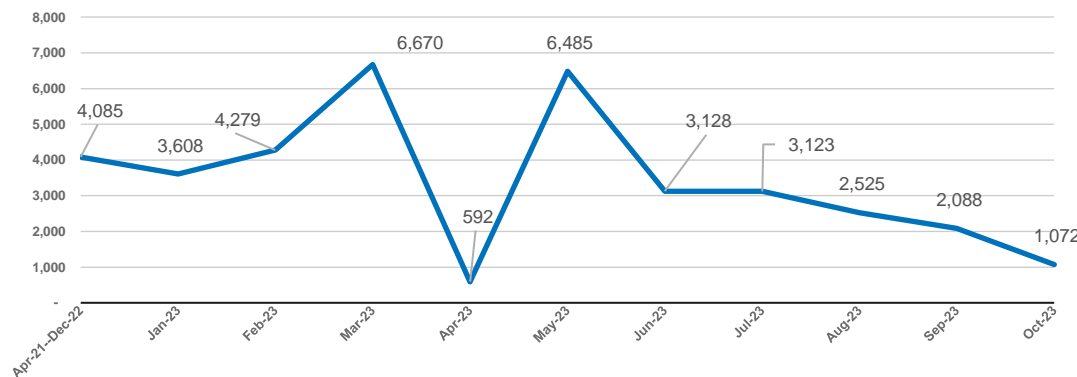
**Sub-prefectures hosting asylum seekers\***



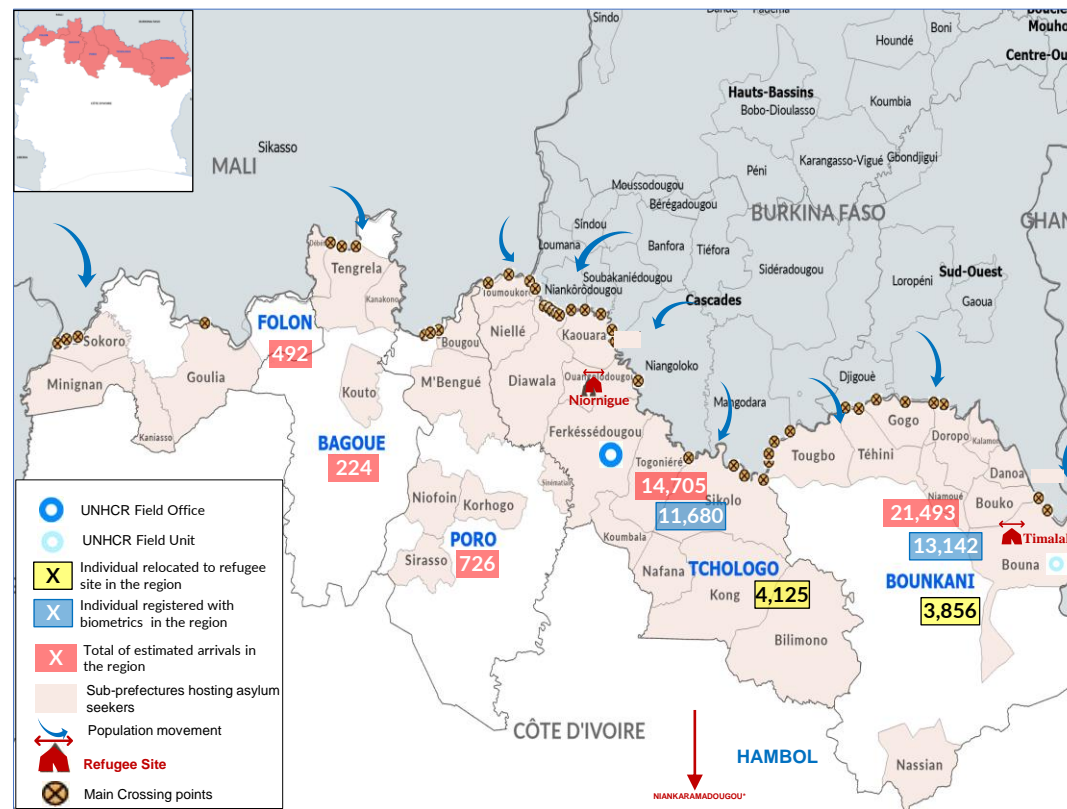
(\*) sub-prefecture having received at least 100 asylum seekers

 *New arrivals from Burkina Faso and Mali are currently registered as asylum seekers. The main reasons for the departure of asylum seekers from their villages in Burkina Faso are **armed conflicts / generalized insecurity, threats, intimidation and attacks by non-state armed groups in the villages.***

**Trend of arrivals/identified**



**Situation Map**

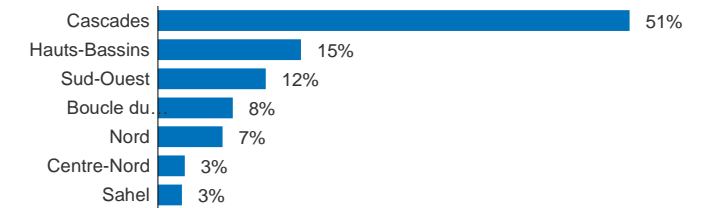


(\*) The data is exclusively that of biometrically registered persons. The boundaries and names shown and the designations used on this map do not imply official endorsement or acceptance by the United Nations.

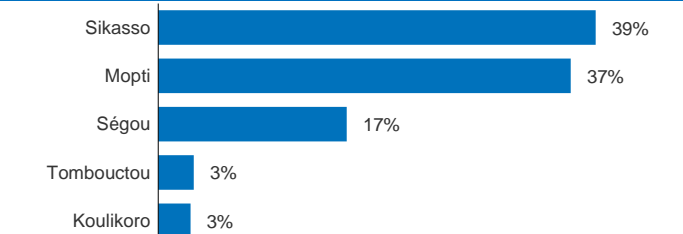
**Country of Origin of registered asylum seekers**





**Principal regions of origin in Burkina Faso**

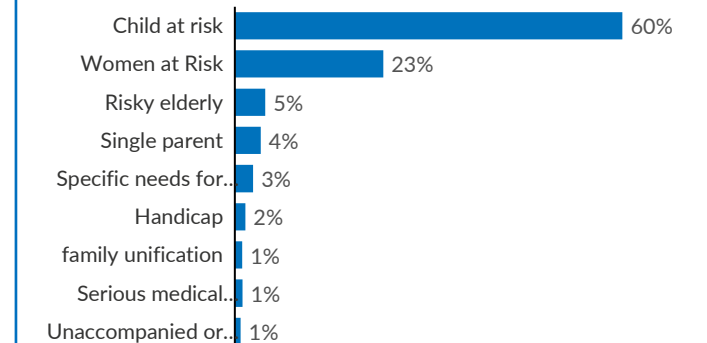


**Principal regions of origin in Mali**



**Distribution of specific needs\***

  **43%**  
of the population of asylum seekers from Burkina Faso or Mali in Côte d'Ivoire have at least one specific need\*



**Children and women in reproductive age\***

