

In August, 67,000 new internal displacements were monitored by the UNHCR-led Protection and Returns Monitoring Network (PRMN). Drivers include conflict and insecurity (23,000), drought (38,000), floods (80) and others (6,000) displacements related to floods were recorded.

Hiraan (268,000) received the highest number of displaced persons followed by Gedo (228,000), Galgaduud (162,000), Nugaal (141,000) and Banadir (136,000) regions.

37,241

Refugees & Asylum-Seekers

At the end of September 2023, there were 37,241 refugees and asylum-seekers registered in Somalia, mainly from Ethiopia (24,768 asylum seekers and refugees), Yemen (10,582 refugees and asylum seekers) and Syria (1,493 refugees and asylum seekers). The remaining 398 persons of concerns were from other countries.

7,885

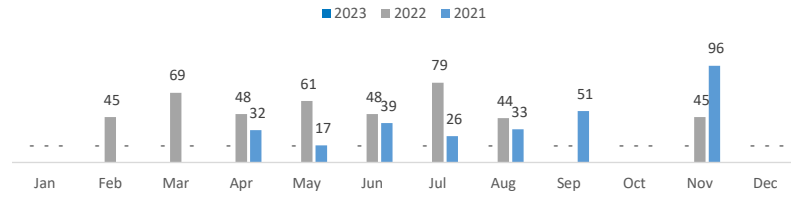
Refugee Returnees (2020 - 2023)

Since January 2020, 7,885 Somali refugees have returned to Somalia. This figure includes Voluntary Repatriation from Kenya (923) and Assisted Spontaneous Returnees (ASR) from Yemen (1,226) and other countries (372). Approximately 5,364 Somalis were monitored as arriving spontaneously from Yemen since January 2020.

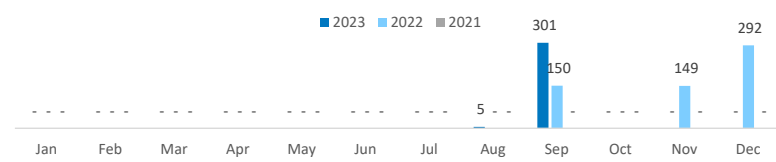
Region	Ethiopia	Yemen	Other
Waq. Galbeed	10,652	5,336	1,358
Bari	8,461	1,868	94
Nugaal	2,626	211	17
Mudug	1,572	51	43
Togdheer	191	143	45
Sanaag	129	19	4
Awdal	295	174	9
Banadir	12	2,642	321
Sool	11	12	-
Middle Shabelle	-	3	-
Lower Shabelle	-	118	-
Other	-	-	-
TOTAL	24,768	10,582	1,891

Region	Kenya	Yemen	Other
Lower Juba	462	1	2
Banadir	411	858	157
Bay	50	41	19
Togdheer	-	5	2
Mudug	-	8	7
Awdal	-	10	5
Hiraan	-	3	-
Nugaal	-	1	7
Lower Shabelle	-	78	1
Waq. Galbeed	-	95	145
Sool	-	7	3
Other	-	119	24
TOTAL	923	1,226	372

Somali returnees from Kenya by month



Assisted spontaneous returnees from Yemen by month

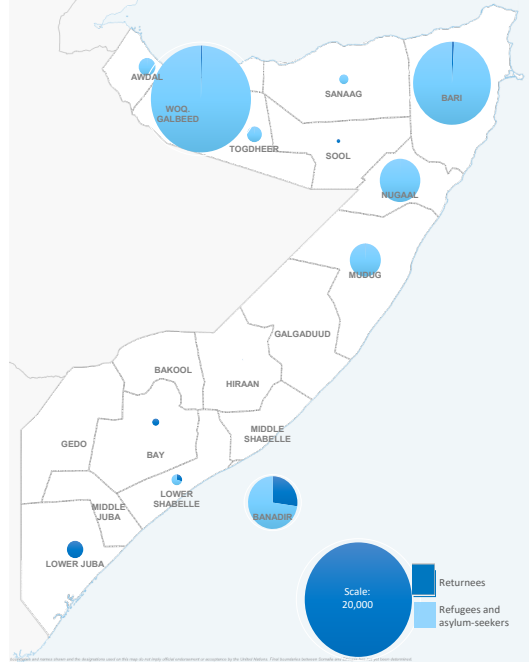


Population of concern

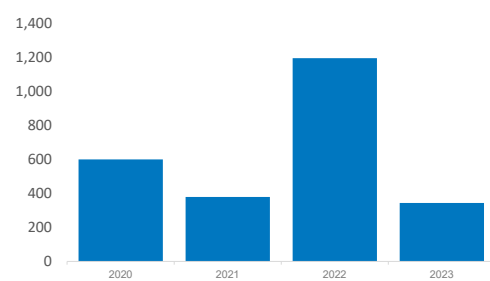
IDPs	3,864,000
Asylum Seekers	20,024
Refugees	17,217
Refugee Returnees	7,885

*Estimated internally displaced persons as of December 2022 (Source: Somalia IDP - WG)

Returnees, refugee and asylum seekers map



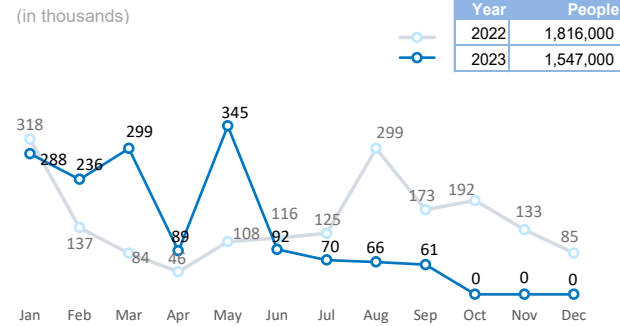
Number of returnees (with assistance from UNHCR) since 2020



Somalia Internal DISPLACEMENT

Displacements monitored by UNHCR Protection and Return Monitoring Network (PRMN)

Monthly internal displacement (2022 - 2023)



2023 displacement reasons

Conflict/Insecurity	606,000
Flood	419,000
Drought related	309,000
Drought	163,000
Other	1,547,000

2023 top arrival regions

Hiraan	270,000
Gedo	239,000
Galgaduud	162,000
Banadir	145,000
Nugaal	144,000
Bay	115,000
Bari	82,000
Middle Juba	56,000
Other	334,000
Total	1,547,000

August 2023 displacement reasons

Drought	37,000
Conflict/Insecurity	23,000
Other	6,000
Flood	66,000

August 2023 top arrival regions

Middle Shabelle	17,000
Gedo	15,000
Banadir	8,000
Lower Juba	8,000
Middle Juba	6,000
Bari	4,000
Bay	3,000
Nugaal	2,000
Other	7,000
Total	70,000

[Somalia: Global Focus](#) - [Somalia: Information sharing portal](#) - [UNHCR Somalia](#) - [@UNHCRSom](#) - [Facebook: UNHCR Somalia](#) - [Somalia internal displacement](#)

UNHCR is grateful for the generous contributions of donors who have directly contributed to the UNHCR Somalia operation in 2023