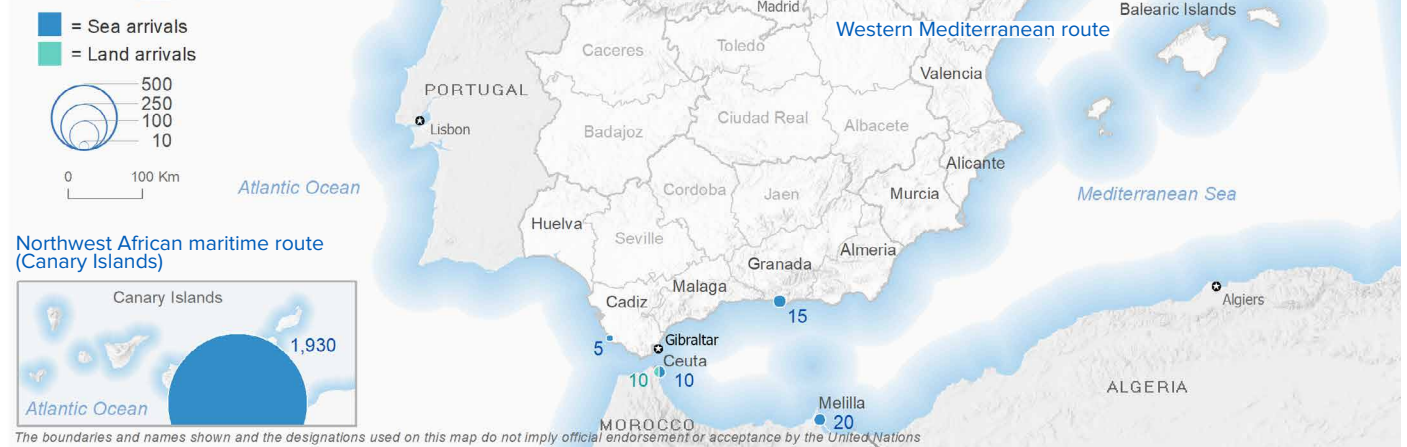


SPAIN Weekly snapshot - Week 44 (30 Oct - 5 Nov 2023)

The charts below are based on figures from the Ministry of Interior and UNHCR estimates. All figures are provisional and subject to change

Refugees & migrants: sea and land arrivals in week 44¹



Arrivals in Spain

46,012
 Arrivals as of 5 Nov 2023²
+61%
 Dif. 2022

45,575
 Sea Arrivals²
 Dif. 2022: +69%

437
 Land Arrivals²
 Dif. 2022: -75%

1,989
 Arrivals Week 44¹
 Dif. last week: -23%
 Dif. 2022: +274%

Western Mediterranean

13,965
 Arrivals as of 5 Nov 2023²
-1%
 Dif. 2022

13,528
 Sea Arrivals²
 Dif. 2022: +10%

437
 Land Arrivals²
 Dif. 2022: -75%

61
 Arrivals Week 44¹
 Dif. last week: -46%
 Dif. 2022: -79%

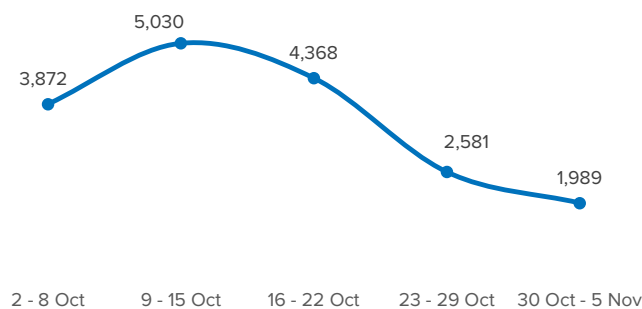
Northwest African maritime (Canary Islands)

32,047
 Arrivals as of 5 Nov 2023²
+120%
 Dif. 2022

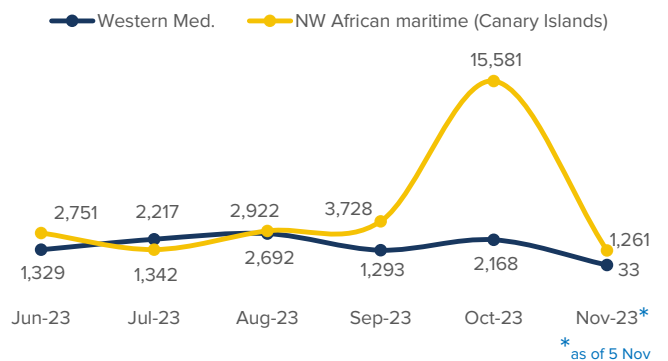
32,047
 Sea Arrivals²
 Dif. 2022: +120%

1,928
 Arrivals Week 44¹
 Dif. last week: -22%
 Dif. 2022: +681%

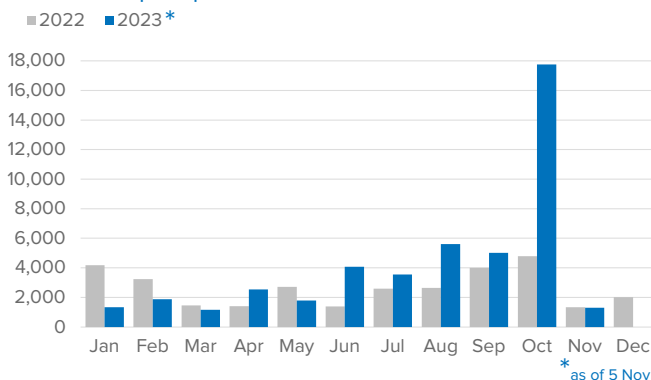
Arrivals in Spain during the last five weeks¹



Arrivals in Spain by route during the last six months²



Arrivals in Spain per month²



Arrivals in Spain per year²

