

Population
Refugees and asylum-seekers



Individuals: **6,026**

Households: **962**

Settlement

Lobule

On average two performance indicators are measured per sector against the annual 2023 RRP targets

UCRRP Partners: 16



GOV'T **02**



UN Agencies **02**



NNGOs **04**



RLOs **01**



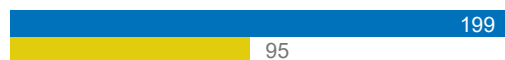
INGOs **07**

Sector of Intervention	Indicator	Achieved	Target
------------------------	-----------	----------	--------

Education



% children enrolled in Primary




Teacher Pupil ratio (1:65)



Health & Nutrition



Under 5 mortality rate



Severe acute malnutrition recovery rate



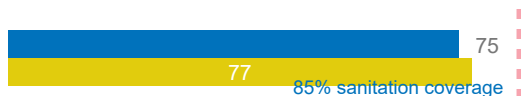
WASH



of litres per person per day



% household latrine coverage



Energy & Environment



of hectares woodlots/plantations maintained



of HH supported with clean and/or energy efficient technologies for cooking



Food Security



of refugees and asylum seekers receiving cash for food assistance



● Cash ● Target

Livelihoods & Resilience



2,597

HH receiving emergency livelihood support



Settlement


Quarter 3

Lobule

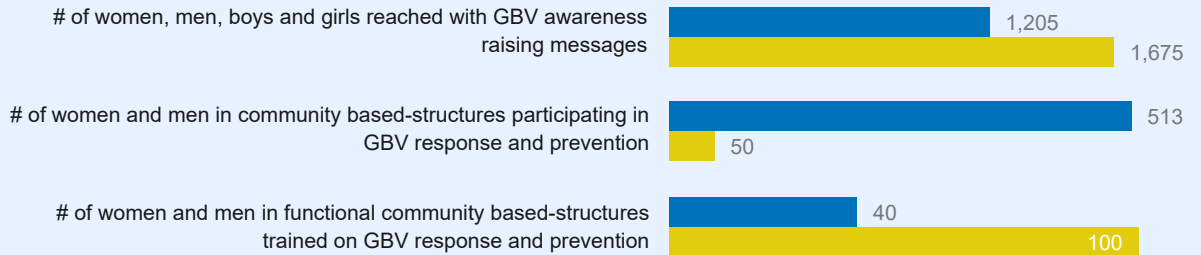
2023

Sector of Intervention	Indicator	Achieved	Target
------------------------	-----------	----------	--------

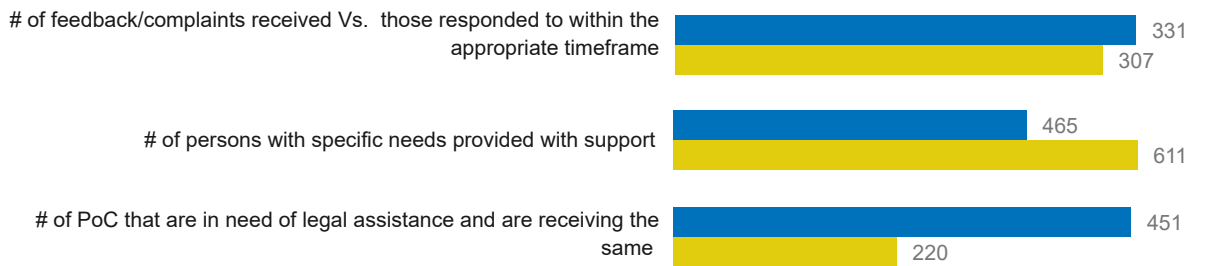
Child Protection



GBV



Protection



CBI Modality



3

Households receiving cash + voucher assistance for basic needs

List of Partners who reported for Q3 2023, UN Agencies and Government

National NGOs

HADS, RICE-WN, TPO and URDMC

Refugee Led Organizations (RLOs)

CTEN

International NGOs

ACAV, ACF, DRC, ForAfrika, SCI, WCC and WVI

UN Agencies

UNHCR and WFP

Government

OPM and Koboko DLG