SOMALIA

Internal Displacements Monitored by Protection & Return Monitoring Network (PRMN)

October 2023

View the interactive dashboard here: http://prmn-somalia.unhcr.org/

TOTAL DISPLACEMENTS

124,000 in October | **1,673,000** (Jan - Oct 2023) | **1,816,000** (Jan - Dec 2022)

The UNHCR-led PRMN implemented in partnership with NRC reported 124,000 new internal displacements in the month of October 2023. Out of these, 19,000 were caused by conflict or insecurity, 43,000 were due to drought, 57,000 were due to floods and 5,000 were displaced due to other reasons

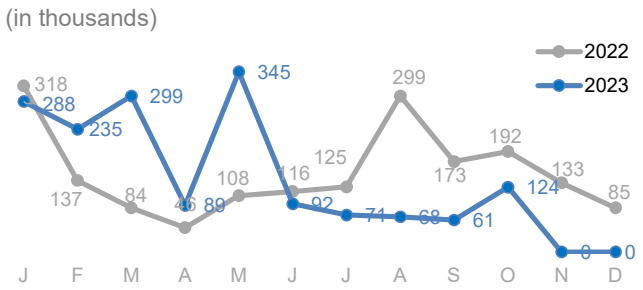

BY REGION (Jan - Oct 2023)

	DEP	ARR
Hiraan	269,760	271,870
Lower Shabelle	159,140	43,120
Middle Shabelle	65,540	37,700
Gedo	225,070	267,810
Bay	203,220	148,300
Bari	29,770	84,780
Lower Juba	45,760	54,940
Galgaduud	111,590	161,570
Mudug	97,510	37,540
Bakool	69,010	53,920
Sanaag	18,470	16,850
Middle Juba	64,390	74,880
Banadir	3,450	155,740
Awdal	10,820	6,950
Togdheer	19,730	55,940
Sool	213,630	48,700
Nugaal	62,610	150,580
Woq. Galbeed	3,610	1,930

BY DISTRICT (Jan - Oct 2023)

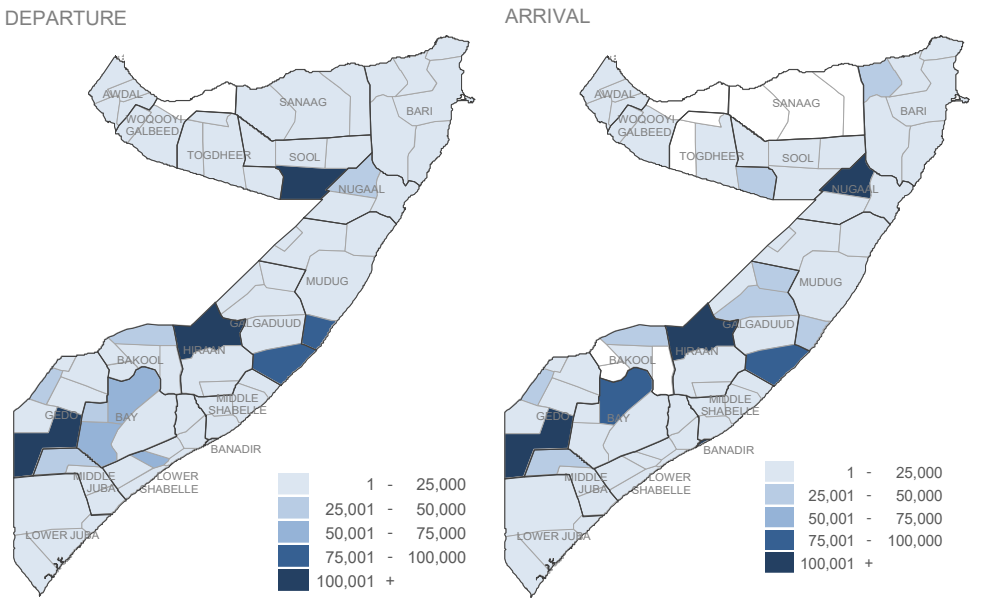

CONFLICT / INSECURITY DISPLACEMENTS

19,000 in October | **625,000** (Jan - Oct 2023) | **607,000** (Jan - Dec 2022)

Major displacements in October occurred in Middle Juba(6,421) and Lower Juba (4,344) regions.

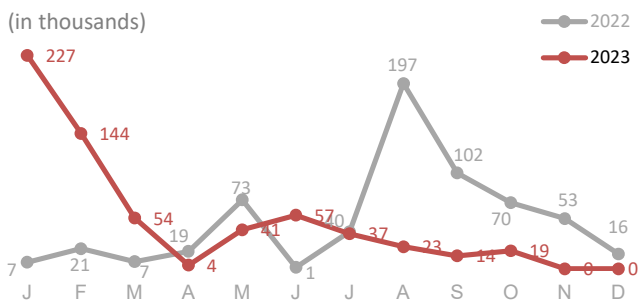

BY REGION (Jan - Oct 2023)

	DEP	ARR
Lower Shabelle	55,000	27,690
Bay	4,260	1,380
Galgaduud	101,410	151,440
Gedo	4,270	8,210
Bakool	5,590	5,400
Lower Juba	21,030	25,330
Sool	197,990	37,770
Sanaag	13,470	14,280
Middle Juba	24,500	16,110
Togdheer	12,560	49,690
Mudug	82,260	29,900
Banadir	920	59,660
Middle Shabelle	51,810	26,210
Hiraan	2,140	3,430
Bari	1,420	54,190
Nugaal	39,020	113,390
Awdal	3,870	
Woq. Galbeed	3,540	980

BY DISTRICT (Jan - Oct 2023)

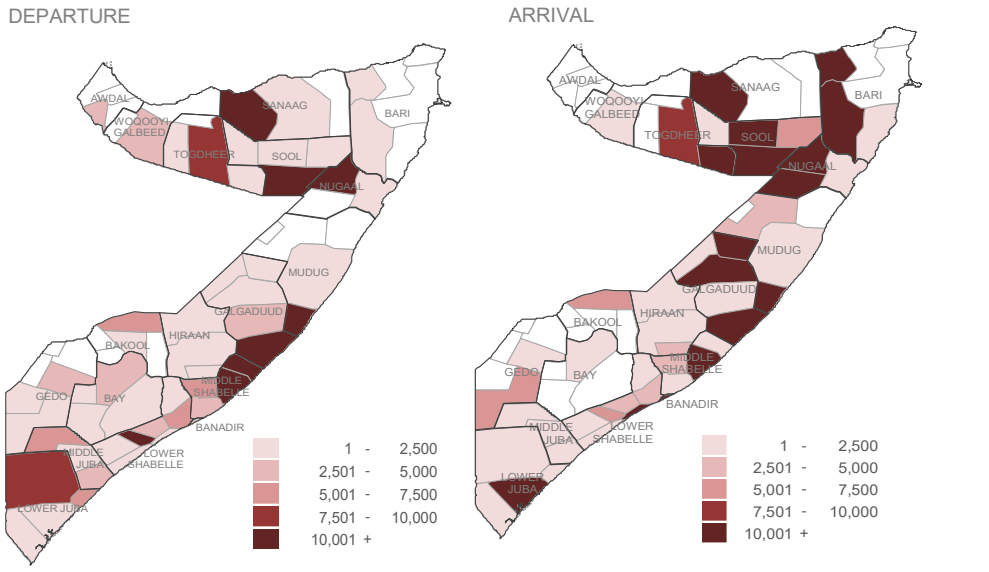

DROUGHT RELATED DISPLACEMENTS

43,000 in October | **516,000** (Jan - Oct 2023) | **1,179,000** (Jan - Dec 2022)

The highest displacements in October owing to drought were recorded in Bay (11,156), Banadir (7,224) regions.

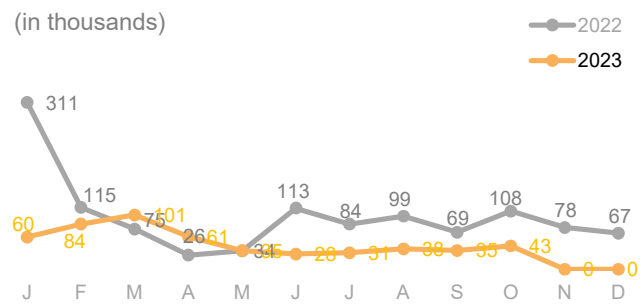

BY REGION (Jan - Oct 2023)

	DEP	ARR
Bay	151,580	100,870
Bari	20,960	24,790
Sanaag	4,250	1,980
Bakool	61,430	47,410
Awdal	5,700	5,700
Sool	4,400	810
Gedo	89,930	127,180
Lower Shabelle	102,490	14,010
Mudug	6,500	6,030
Togdheer	4,260	2,590
Hiraan	6,270	7,060
Nugaal	1,000	5,090
Lower Juba	19,160	23,380
Woq. Galbeed	30	900
Middle Juba	28,810	47,900
Banadir	850	94,000
Middle Shabelle	7,130	5,080
Galgaduud	1,590	1,570

BY DISTRICT (Jan - Oct 2023)

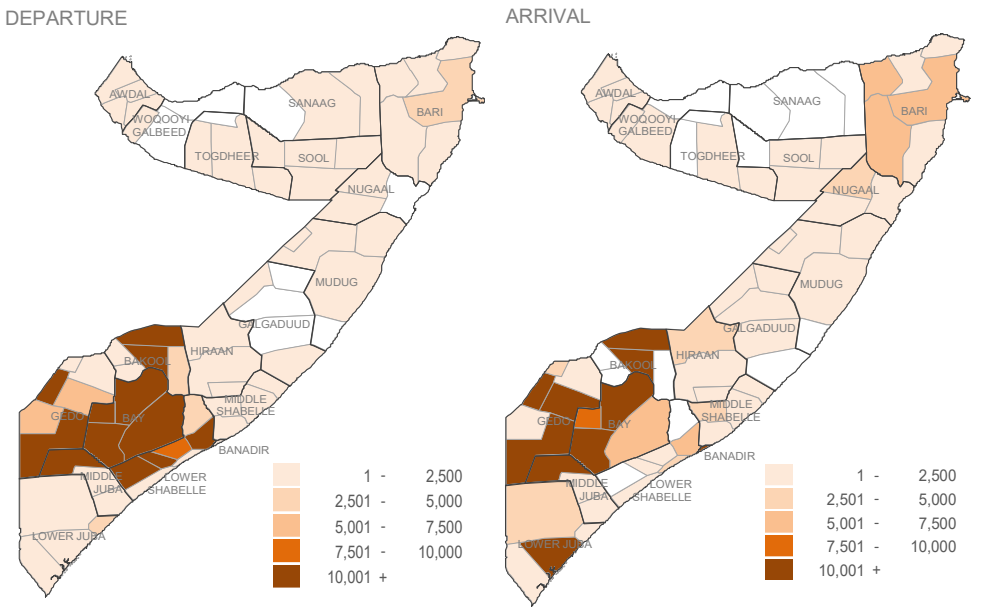

FLOOD DISPLACEMENTS

57,000 in October | **475,200** (Jan - Oct 2023) | **13,100** (Jan - Dec 2022)

The highest displacements in October owing to floods were recorded in Bay (22,212) and Gedo (21,128) regions.

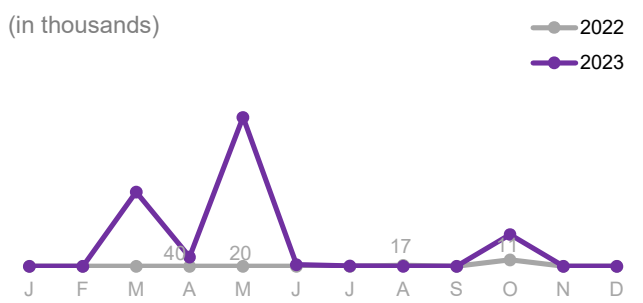

BY REGION (Jan - Oct 2023)

	DEP	ARR
Hiraan	261,060	260,990
Lower Shabelle	630	630
Middle Shabelle	6,480	6,370
Gedo	121,590	121,990
Lower Juba	4,860	5,330
Bari	4,890	5,240
Mudug	1,330	1,330
Banadir	1,500	1,640
Middle Juba	10,440	9,640
Galgaduud	8,550	8,550
Bakool	30	10
Bay	44,600	44,560
Awdal	1,100	1,100
Sool		
Woq. Galbeed	30	30
Sanaag	300	
Togdheer	1,680	1,680
Nugaal	6,170	6,180

PRIORITY NEED ON ARRIVAL (October in %)

	Food	Water	Shelter	Health	Protection	Livelihood	Humanitarian Aid	Transport	Other
Awdal		88		3				8	
Bakool	90			10					
Banadir	96	1	1	2					
Bari	95		1	4					
Bay	100								
Galgaduud				100					
Gedo	97		3						
Hiraan	12		81	8					
Lower Juba	79	3	14	3					
Lower Shabelle	36		10	54					
Middle Juba	89		11						
Middle Shabelle	98		2	1					
Mudug	61		6	23				9	
Nugaal	47		53						
Sanaag	100								
Sool									
Togdheer	49		36	15					
Woq. Galbeed	73	27							

AGE & GENDER (2023)

Female	Age	Male
12%	0-4	12%
12%	5-11	13%
10%	12-17	10%
14%	18-59	12%
2%	60+	3%

Women & chidren 85%

Disaggregated data for displaced persons are based on those displacement reports where data has been collected at household level

NEED

Food	Protection
Water	Livelihood
Shelter	Humanitarian Aid
Health	Transport
Other	

About PRMN

The PRMN (Protection & Return Monitoring Network) is a UNHCR-led project which identifies and reports on displacements (including returns) of populations in Somalia. The network also identifies and reports on protection risks and incidents underlying such movements. Only figures collected by PRMN are reported above. Not all displacements in Somalia are captured. This dashboard should be read in conjunction with the Notes on PRMN Methodology (https://data2.unhcr.org/en/documents/details/53888) which outline the approach and certain limitations. The figures shown are for numbers of individuals and are based on interviews with key informants and/or displaced hoseholds at destination (unless otherwise noted). Further information and datasets available on request use contact below.

Partner

NRC NORWEGIAN REFUGEE COUNCIL

UNHCR is grateful for the generous contributions of donors who have directly contributed to the UNHCR Somalia operation in 2023

United Nations CERF Central Emergency Response Fund | From the People of Japan | WFP World Food Programme

Print date: 19 November 2023 **Sources**:UNHCR **Author**: UNHCR Somalia **Contact**: sommopmn@unhcr.org