PROTECTION & RETURN MONITORING NETWORK (PRMN)

AWDAL, SOMALIA | OCTOBER 2023

UNHCR The UN Refugee Agency | Somalia

	OCTOBER 2023	IN 2023
# OF INCIDENTS THAT CAUSED DISPLACEMENT	90	724
# OF NEWLY DISPLACED POPULATION	666	6934
# OF PROTECTION VIOLATIONS RECORDED[1]	52	190

[1]Some protection violations were not recorded due to security risks in some regions.

TRIGGERS OF DISPLACEMENT (OCTOBER 2023 IN %)

Drought	98%
Flood	0%
Other	2%
Conflict	0%

DEMOGRAPHICS (OCTOBER 2023)[3]

Girls	Boys	Women	Men	Elderly
220	221	104	89	33

[3]Disaggregated data for displaced persons are based on those displacement reports where data has been collected at household level.

PROTECTION VIOLATIONS CONCERNING CHILDREN, WOMEN AND MINORITIES (2023 IN %)

Children	Women	Minorities[2]
42%	92%	0%

[2]Members of minority clans include the Benadiri, Bantu, AUGUSTIe, Barawans, Gardere, Yakabur and Rahanweyne.

SPECIFIC NEEDS OF THOSE WHO EXPERIENCED PROTECTION VIOLATIONS (IN 2023)[4]

Child at risk	Women at risk	Disabilities	Elderly at risk	Others[5]
2%	98%	0%	0%	0%

[4]In Oct 2023, 50 specific needs were recorded of those individuals who experienced protection violations.
[5]Others who are at risk include the following categories family unit, specific legal and physical protection needs, unaccompanied or seperate child, pregnant or lactating, serious medical condition, single parent, SGBV and torture. Individuals can have multiple vulnerabilities

DISPLACEMENT LOCATION (OCTOBER 2023)

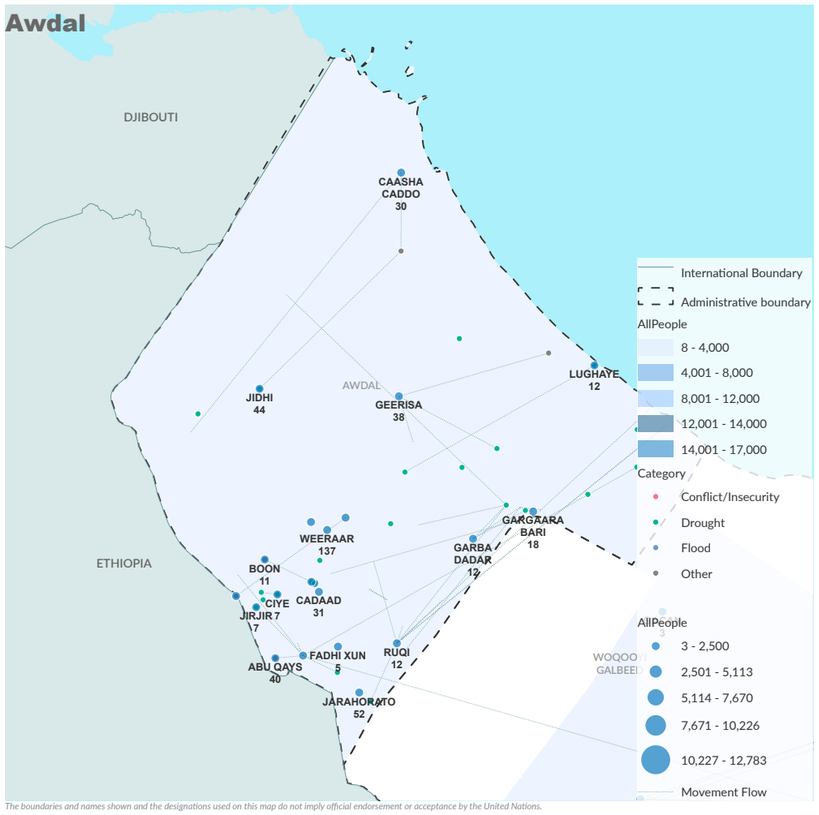

The boundaries and names shown and the designations used on this map do not imply official endorsement or acceptance by the United Nations.

Borama district was the district with the highest recorded displacement incidents in the region (352).

91 individuals were displaced to Caasha Caddo settlement, making it the largest displacement incident due to Drought.

Zeylac district was the district with the second highest recorded displacement incidents in the region (152).

90 individuals were displaced to Abasse Gaagaab settlement, making it the second largest displacement incident due to Drought.

Lughaye district was the district with the third highest recorded displacement incidents in the region (95).

89 individuals were displaced to Geerisa settlement, making it the third largest displacement incident due to Drought.

In October 2023, 4% of protection violations across Somalia were recorded in Awdal region.

Borama district had the highest recorded percentage of protection violations across the Awdal region (88%).

The highest recorded protection violations in the region from January to October 2023 include the following:

- Domestic Violence (46%)
- Attempted rape (26%).

Borama district was the distict with the highest number of protection violations in the region from January 2016 to October 2023 (1319).

Top 3 Protection Risks Identified

1. Child and forced family separation
2. Discrimination and stigmatization, denial of resources, opportunities, services and/or humanitarian access
3. Gender-based violence

PRIORITY NEED ON ARRIVAL (OCTOBER 2023 IN %)

Food	0%
Water	19%
Shelter	0%
Health	1%
Protection[4]	0%
Livelihood	78%
Transport	2%
Other	0%

[6]Protection figures are underreported due to the concerns related to the sensitivey of this topic in the context of Somalia.

This dashboard should be read in conjunction with the Notes on PRMN Methodology which outline the approach and certain limitations. More information on Somalia can be found on the UNHCR Somalia Data Portal.

UNHCR is grateful for the generous contributions of donors who have directly contributed to the UNHCR Somalia operation in 2023

Implemented by: NRC NORWEGIAN REFUGEE COUNCIL

United Nations CERF Central Emergency Response Fund

From the People of Japan

WFP World Food Programme

PROTECTION & RETURN MONITORING NETWORK (PRMN)

BAKOOL, SOMALIA | OCTOBER 2023

UNHCR The UN Refugee Agency | Somalia

	OCTOBER 2023	IN 2023
# OF INCIDENTS THAT CAUSED DISPLACEMENT	268	2701
# OF NEWLY DISPLACED POPULATION	1992	53922
# OF PROTECTION VIOLATIONS RECORDED[1]	32	452

[1]Some protection violations were not recorded due to security risks in some regions.

TRIGGERS OF DISPLACEMENT (OCTOBER 2023 IN %)

Drought	100%
Flood	0%
Other	0%
Conflict	0%

DEMOGRAPHICS (OCTOBER 2023)[3]

Girls	Boys	Women	Men	Elderly
657	660	311	265	99

[3]Disaggregated data for displaced persons are based on those displacement reports where data has been collected at household level.

PROTECTION VIOLATIONS CONCERNING CHILDREN, WOMEN AND MINORITIES (2023 IN %)

Children	Women	Minorities[2]
23%	91%	0%

[2]Members of minority clans include the Benadiri, Bantu, AUGUSTIe, Barawans, Gardere, Yakabur and Rahanweyne.

SPECIFIC NEEDS OF THOSE WHO EXPERIENCED PROTECTION VIOLATIONS (IN 2023)[4]

Child at risk	Women at risk	Disabilities	Elderly at risk	Others[5]
58%	41%	0%	0%	1%

[4]In Oct 2023, 60 specific needs were recorded of those individuals who experienced protection violations.
[5]Others who are at risk include the following categories family unit, specific legal and physical protection needs, unaccompanied or seperate child, pregnant or lactating, serious medical condition, single parent, SGBV and torture.
Individuals can have multiple vulnerabilities

DISPLACEMENT LOCATION (OCTOBER 2023)

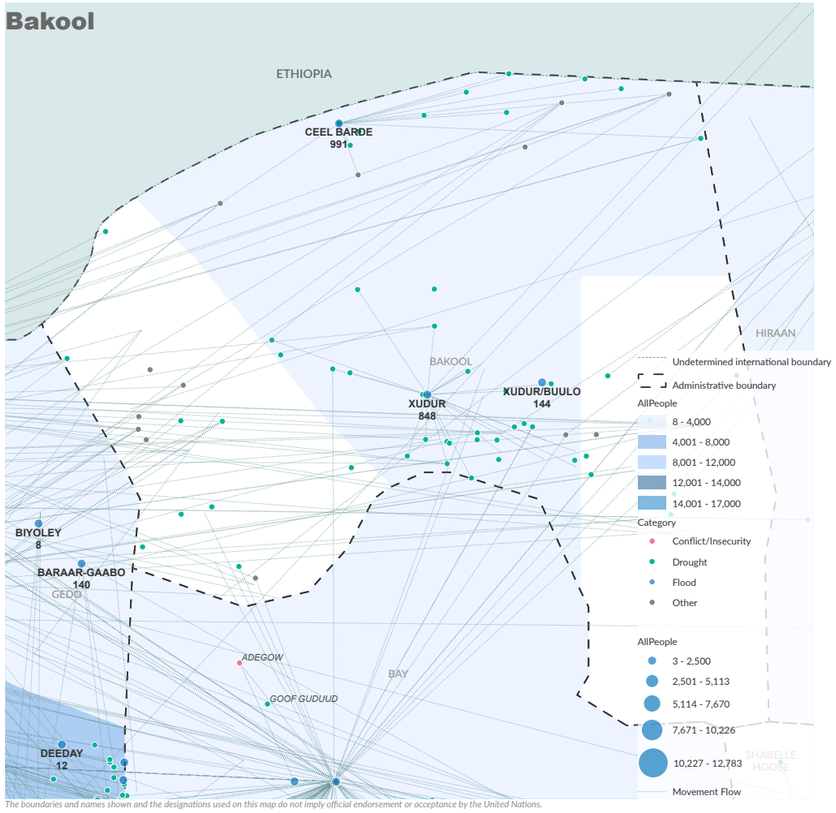

Ceel Barde district was the district with the highest recorded displacement incidents in the region (1061).

1054 individuals were displaced to Ceel Barde settlement, making it the largest displacement incident due to Drought.

Xudur district was the district with the second highest recorded displacement incidents in the region (931).

931 individuals were displaced to Xudur settlement, making it the second largest displacement incident due to Drought.

- district was the district with the third highest recorded displacement incidents in the region (-).

7 individuals were displaced to Ceel Barde settlement, making it the third largest displacement incident due to Other.

In October 2023, 2% of protection violations across Somalia were recorded in Bakool region.

Ceel Barde district had the highest recorded percentage of protection violations across the Bakool region (81%).

The highest recorded protection violations in the region from January to October 2023 include the following:

- Domestic Violence (75%)
- Female Genital Mutilation (FGM) (13%).

Xudur district was the distict with the highest number of protection violations in the region from January 2016 to October 2023 (947).

Top 3 Protection Risks Identified

1. Disinformation and denial of access to information
2. Discrimination and stigmatization, denial of resources, opportunities, services and/or humanitarian access
3. Gender-based violence

PRIORITY NEED ON ARRIVAL (OCTOBER 2023 IN %)

Food	90%
Water	0%
Shelter	0%
Health	10%
Protection[4]	0%
Livelihood	0%
Transport	0%
Other	0%

[6]Protection figures are underreported due to the concerns related to the sensitivey of this topic in the context of Somalia.

This dashboard should be read in conjunction with the Notes on PRMN Methodology which outline the approach and certain limitations. More information on Somalia can be found on the UNHCR Somalia Data Portal.

UNHCR is grateful for the generous contributions of donors who have directly contributed to the UNHCR Somalia operation in 2023

Implemented by: NRC NORWEGIAN REFUGEE COUNCIL

United Nations CERF Central Emergency Response Fund

From the People of Japan

WFP World Food Programme

PROTECTION & RETURN MONITORING NETWORK (PRMN)

BANADIR, SOMALIA | OCTOBER 2023

UNHCR The UN Refugee Agency | Somalia

	OCTOBER 2023	IN 2023
# OF INCIDENTS THAT CAUSED DISPLACEMENT	325	2815
# OF NEWLY DISPLACED POPULATION	10722	155885
# OF PROTECTION VIOLATIONS RECORDED[1]	238	1215

[1]Some protection violations were not recorded due to security risks in some regions.

TRIGGERS OF DISPLACEMENT (OCTOBER 2023 IN %)

Drought	67%
Flood	0%
Other	1%
Conflict	31%

DEMOGRAPHICS (OCTOBER 2023)[3]

Girls	Boys	Women	Men	Elderly
3,537	3,553	1,673	1,428	531

[3]Disaggregated data for displaced persons are based on those displacement reports where data has been collected at household level.

PROTECTION VIOLATIONS CONCERNING CHILDREN, WOMEN AND MINORITIES (2023 IN %)

Children	Women	Minorities[2]
11%	53%	0%

[2]Members of minority clans include the Benadiri, Bantu, AUGUSTIe, Barawans, Gardere, Yakabur and Rahanweyne.

SPECIFIC NEEDS OF THOSE WHO EXPERIENCED PROTECTION VIOLATIONS (IN 2023)[4]

Child at risk	Women at risk	Disabilities	Elderly at risk	Others[5]
5%	13%	0%	1%	81%

[4]In Oct 2023, 180 specific needs were recorded of those individuals who experienced protection violations.
[5]Others who are at risk include the following categories family unit, specific legal and physical protection needs, unaccompanied or seperate child, pregnant or lactating, serious medical condition, single parent, SGBV and torture.
Individuals can have multiple vulnerabilities

DISPLACEMENT LOCATION (OCTOBER 2023)

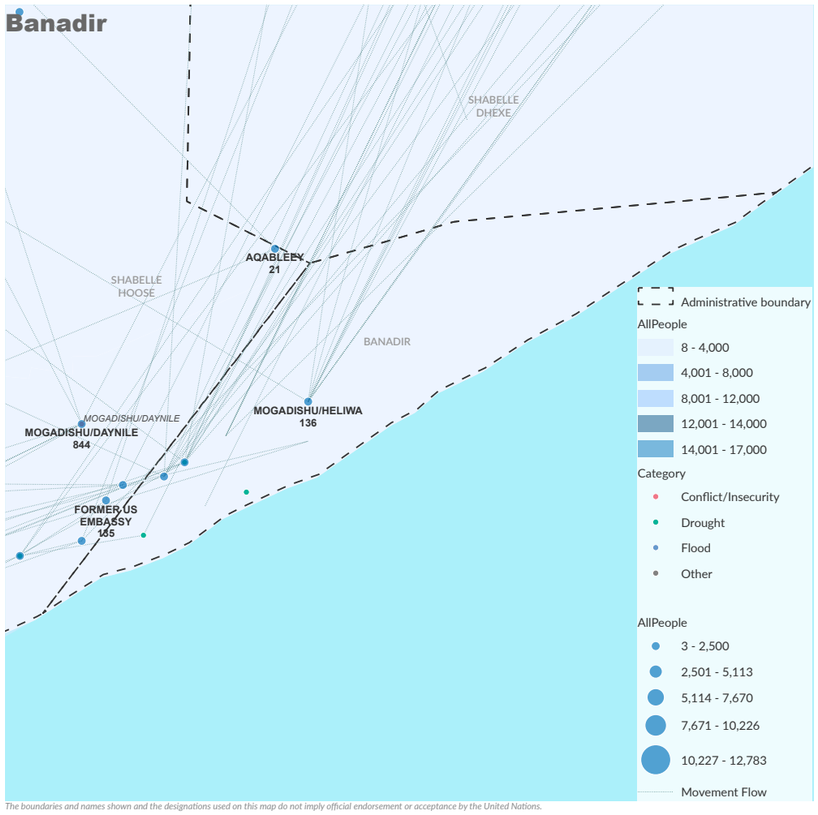

The boundaries and names shown and the designations used on this map do not imply official endorsement or acceptance by the United Nations.

Banadir district was the district with the highest recorded displacement incidents in the region (10722).

7181 individuals were displaced to Kaxda/ Mogadishu settlement, making it the largest displacement incident due to Drought.

- district was the district with the second highest recorded displacement incidents in the region (-).

1733 individuals were displaced to Mogadishu/ Daynile settlement, making it the second largest displacement incident due to Conflict/Insecurity.

- district was the district with the third highest recorded displacement incidents in the region (-).

356 individuals were displaced to Mogadishu/ Heliwa settlement, making it the third largest displacement incident due to Conflict/Insecurity.

In October 2023, 18% of protection violations across Somalia were recorded in Banadir region.

Banadir district had the highest recorded percentage of protection violations across the Banadir region (100%).

The highest recorded protection violations in the region from January to October 2023 include the following:

- Physical Assault/Attack Not Resulting In Death (46%)

Banadir district was the distict with the highest number of protection violations in the region from January 2016 to October 2023 (9454).

Top 3 Protection Risks Identified

1. Attacks on civilians and other unlawful killings, and attacks on civilian objects
2. Gender-based violence
3. Abduction, kidnapping, enforced disappearance, arbitrary or unlawful arrest and/or detention

PRIORITY NEED ON ARRIVAL (OCTOBER 2023 IN %)

Food	79%
Water	1%
Shelter	0%
Health	2%
Protection[4]	0%
Livelihood	8%
Transport	0%
Other	10%

[6]Protection figures are underreported due to the concerns related to the sensitivety of this topic in the context of Somalia.

This dashboard should be read in conjunction with the Notes on PRMN Methodology which outline the approach and certain limitations. More information on Somalia can be found on the UNHCR Somalia Data Portal.

UNHCR is grateful for the generous contributions of donors who have directly contributed to the UNHCR Somalia operation in 2023

Implemented by:

NRC NORWEGIAN REFUGEE COUNCIL

United Nations CERF Central Emergency Response Fund

From the People of Japan

WFP World Food Programme

PROTECTION & RETURN MONITORING NETWORK (PRMN)

BARI, SOMALIA | OCTOBER 2023

UNHCR The UN Refugee Agency | Somalia

	OCTOBER 2023	IN 2023
# OF INCIDENTS THAT CAUSED DISPLACEMENT	248	2552
# OF NEWLY DISPLACED POPULATION	1898	83771
# OF PROTECTION VIOLATIONS RECORDED[1]	60	438

[1]Some protection violations were not recorded due to security risks in some regions.

TRIGGERS OF DISPLACEMENT (OCTOBER 2023 IN %)

Drought	91%
Flood	7%
Other	1%
Conflict	1%

DEMOGRAPHICS (OCTOBER 2023)[3]

Girls	Boys	Women	Men	Elderly
626	629	296	253	94

[3]Disaggregated data for displaced persons are based on those displacement reports where data has been collected at household level.

PROTECTION VIOLATIONS CONCERNING CHILDREN, WOMEN AND MINORITIES (2023 IN %)

Children	Women	Minorities[2]
14%	97%	0%

[2]Members of minority clans include the Benadiri, Bantu, AUGUSTIe, Barawans, Gardere, Yakabur and Rahanweyne.

SPECIFIC NEEDS OF THOSE WHO EXPERIENCED PROTECTION VIOLATIONS (IN 2023)[4]

Child at risk	Women at risk	Disabilities	Elderly at risk	Others[5]
2%	87%	0%	1%	10%

[4]In Oct 2023, 60 specific needs were recorded of those individuals who experienced protection violations.
[5]Others who are at risk include the following categories family unit, specific legal and physical protection needs, unaccompanied or seperate child, pregnant or lactating, serious medical condition, single parent, SGBV and torture.
Individuals can have multiple vulnerabilities

DISPLACEMENT LOCATION (OCTOBER 2023)

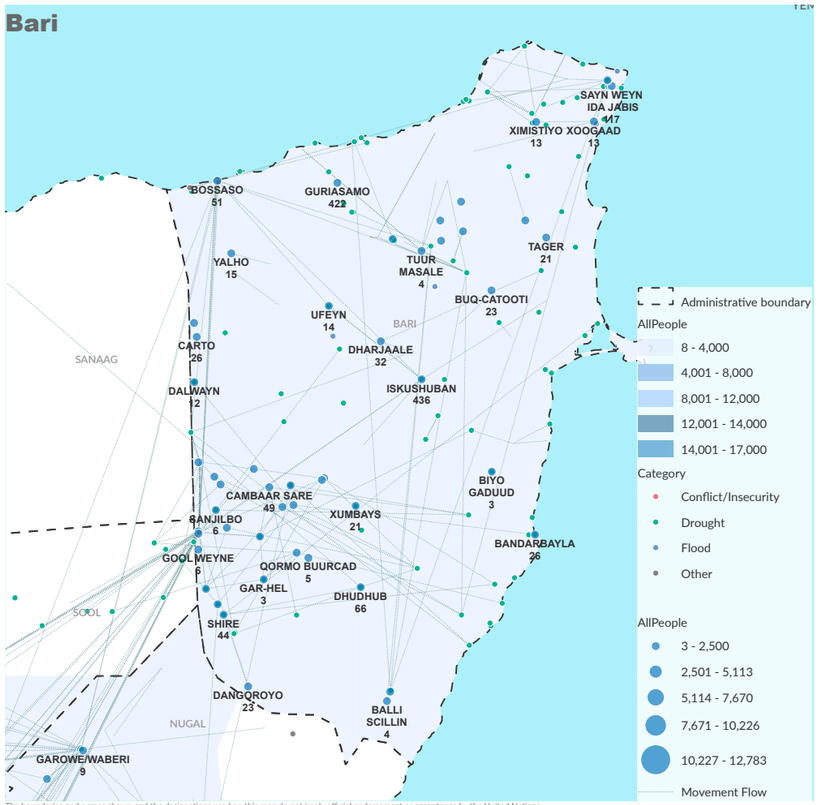

Qardho district was the district with the highest recorded displacement incidents in the region (1295).

309 individuals were displaced to Dharoor settlement, making it the largest displacement incident due to Drought.

Iskushuban district was the district with the second highest recorded displacement incidents in the region (489).

122 individuals were displaced to Qardho settlement, making it the second largest displacement incident due to Drought.

Bossaso district was the district with the third highest recorded displacement incidents in the region (61).

110 individuals were displaced to Dharoor settlement, making it the third largest displacement incident due to Flood.

In October 2023, 4% of protection violations across Somalia were recorded in Bari region.

Bossaso district had the highest recorded percentage of protection violations across the Bari region (80%).

The highest recorded protection violations in the region from January to October 2023 include the following:

- Domestic Violence (64%)
- Physical Assault/Attack Not Resulting In

Bossaso district was the distict with the highest number of protection violations in the region from January 2016 to October 2023 (1941).

Top 3 Protection Risks Identified

1. Disinformation and denial of access to information
2. Gender-based violence
3. Attacks on civilians and other unlawful killings, and attacks on civilian objects

PRIORITY NEED ON ARRIVAL (OCTOBER 2023 IN %)

Food	49%
Water	0%
Shelter	0%
Health	2%
Protection[4]	0%
Livelihood	48%
Transport	0%
Other	0%

[6]Protection figures are underreported due to the concerns related to the sensitivity of this topic in the context of Somalia.

This dashboard should be read in conjunction with the Notes on PRMN Methodology which outline the approach and certain limitations. More information on Somalia can be found on the UNHCR Somalia Data Portal.

UNHCR is grateful for the generous contributions of donors who have directly contributed to the UNHCR Somalia operation in 2023

Implemented by: NRC NORWEGIAN REFUGEE COUNCIL

United Nations CERF Central Emergency Response Fund | From the People of Japan | WFP World Food Programme

PROTECTION & RETURN MONITORING NETWORK (PRMN)

BAY, SOMALIA | OCTOBER 2023

UNHCR The UN Refugee Agency | Somalia

	OCTOBER 2023	IN 2023
# OF INCIDENTS THAT CAUSED DISPLACEMENT	469	3764
# OF NEWLY DISPLACED POPULATION	33414	213315
# OF PROTECTION VIOLATIONS RECORDED[1]	46	128

[1]Some protection violations were not recorded due to security risks in some regions.

TRIGGERS OF DISPLACEMENT (OCTOBER 2023 IN %)

Drought	33%
Flood	66%
Other	0%
Conflict	0%

DEMOGRAPHICS (OCTOBER 2023)[3]

Girls	Boys	Women	Men	Elderly
11,022	11,072	5,213	4,451	1,656

[3]Disaggregated data for displaced persons are based on those displacement reports where data has been collected at household level.

PROTECTION VIOLATIONS CONCERNING CHILDREN, WOMEN AND MINORITIES (2023 IN %)

Children	Women	Minorities[2]
1%	66%	0%

[2]Members of minority clans include the Benadiri, Bantu, AUGUSTIe, Barawans, Gardere, Yakabur and Rahanweyne.

SPECIFIC NEEDS OF THOSE WHO EXPERIENCED PROTECTION VIOLATIONS (IN 2023)[4]

Child at risk	Women at risk	Disabilities	Elderly at risk	Others[5]
0%	7%	0%	0%	93%

[4]In Oct 2023, 44 specific needs were recorded of those individuals who experienced protection violations.
[5]Others who are at risk include the following categories family unit, specific legal and physical protection needs, unaccompanied or seperate child, pregnant or lactating, serious medical condition, single parent, SGBV and torture.
Individuals can have multiple vulnerabilities

DISPLACEMENT LOCATION (OCTOBER 2023)

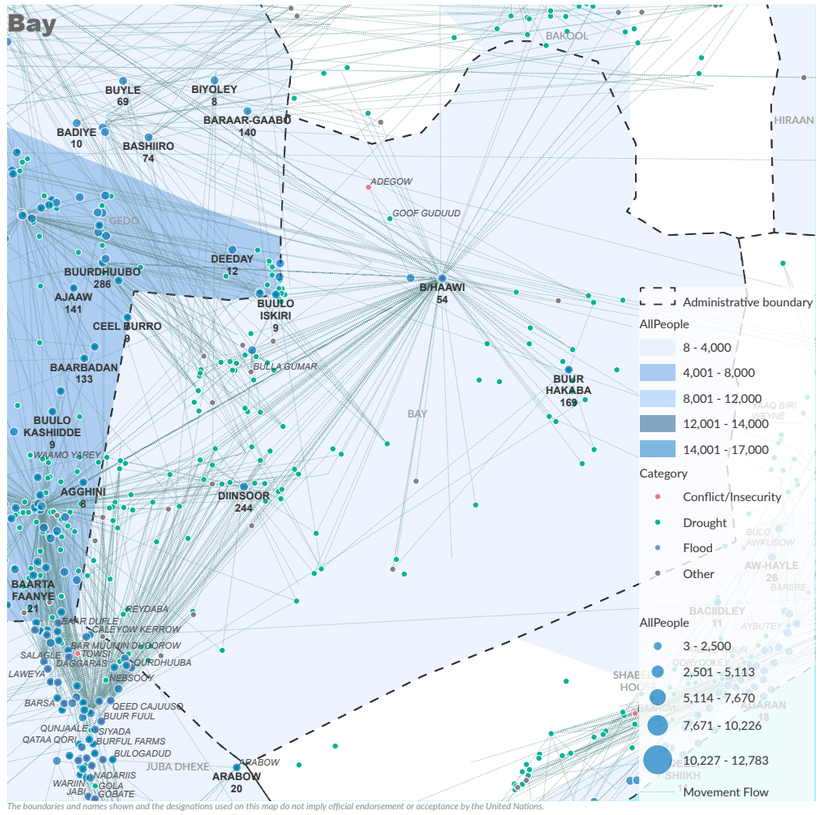

Baidoa district was the district with the highest recorded displacement incidents in the region (32853).

9672 individuals were displaced to Baidoa settlement, making it the largest displacement incident due to Flood.

Qansax Dheere district was the district with the second highest recorded displacement incidents in the region (241).

7783 individuals were displaced to Baidoa settlement, making it the second largest displacement incident due to Drought.

Diinsoor district was the district with the third highest recorded displacement incidents in the region (238).

5988 individuals were displaced to Baidoa/Hawl Wadaag settlement, making it the third largest displacement incident due to Flood.

In October 2023, 3% of protection violations across Somalia were recorded in Bay region.

Baidoa district had the highest recorded percentage of protection violations across the Bay region (74%).

The highest recorded protection violations in the region from January to October 2023 include the following:

- Rape (37%)
- Torture (31%).

Baidoa district was the distict with the highest number of protection violations in the region from January 2016 to October 2023 (3615).

Top 3 Protection Risks Identified

1. Unlawful impediments or restrictions to freedom of movement, siege and forced displacement.
2. Presence of Mine and other explosive ordnance
3.

PRIORITY NEED ON ARRIVAL (OCTOBER 2023 IN %)

Food	100%
Water	0%
Shelter	0%
Health	0%
Protection[4]	0%
Livelihood	0%
Transport	0%
Other	0%

[6]Protection figures are underreported due to the concerns related to the sensitivety of this topic in the context of Somalia.

This dashboard should be read in conjunction with the Notes on PRMN Methodology which outline the approach and certain limitations. More information on Somalia can be found on the UNHCR Somalia Data Portal.

UNHCR is grateful for the generous contributions of donors who have directly contributed to the UNHCR Somalia operation in 2023

Implemented by:

NRC NORWEGIAN REFUGEE COUNCIL

United Nations CERF Central Emergency Response Fund

From the People of Japan

WFP World Food Programme

PROTECTION & RETURN MONITORING NETWORK (PRMN)

GALGADUUD, SOMALIA | OCTOBER 2023

UNHCR The UN Refugee Agency | Somalia

	OCTOBER 2023	IN 2023
# OF INCIDENTS THAT CAUSED DISPLACEMENT	1	167
# OF NEWLY DISPLACED POPULATION	7	161574
# OF PROTECTION VIOLATIONS RECORDED[1]	12	248

[1]Some protection violations were not recorded due to security risks in some regions.

TRIGGERS OF DISPLACEMENT (OCTOBER 2023 IN %)

Drought	0%
Flood	0%
Other	100%
Conflict	0%

DEMOGRAPHICS (OCTOBER 2023)[3]

Girls	Boys	Women	Men	Elderly
2	2	1	1	0

[3]Disaggregated data for displaced persons are based on those displacement reports where data has been collected at household level.

PROTECTION VIOLATIONS CONCERNING CHILDREN, WOMEN AND MINORITIES (2023 IN %)

Children	Women	Minorities[2]
20%	47%	0%

[2]Members of minority clans include the Benadiri, Bantu, AUGUSTIe, Barawans, Gardere, Yakabur and Rahanweyne.

SPECIFIC NEEDS OF THOSE WHO EXPERIENCED PROTECTION VIOLATIONS (IN 2023)[4]

Child at risk	Women at risk	Disabilities	Elderly at risk	Others[5]
12%	37%	1%	8%	42%

[4]In Oct 2023, 28 specific needs were recorded of those individuals who experienced protection violations.
[5]Others who are at risk include the following categories family unit, specific legal and physical protection needs, unaccompanied or seperate child, pregnant or lactating, serious medical condition, single parent, SGBV and torture. Individuals can have multiple vulnerabilities

DISPLACEMENT LOCATION (OCTOBER 2023)

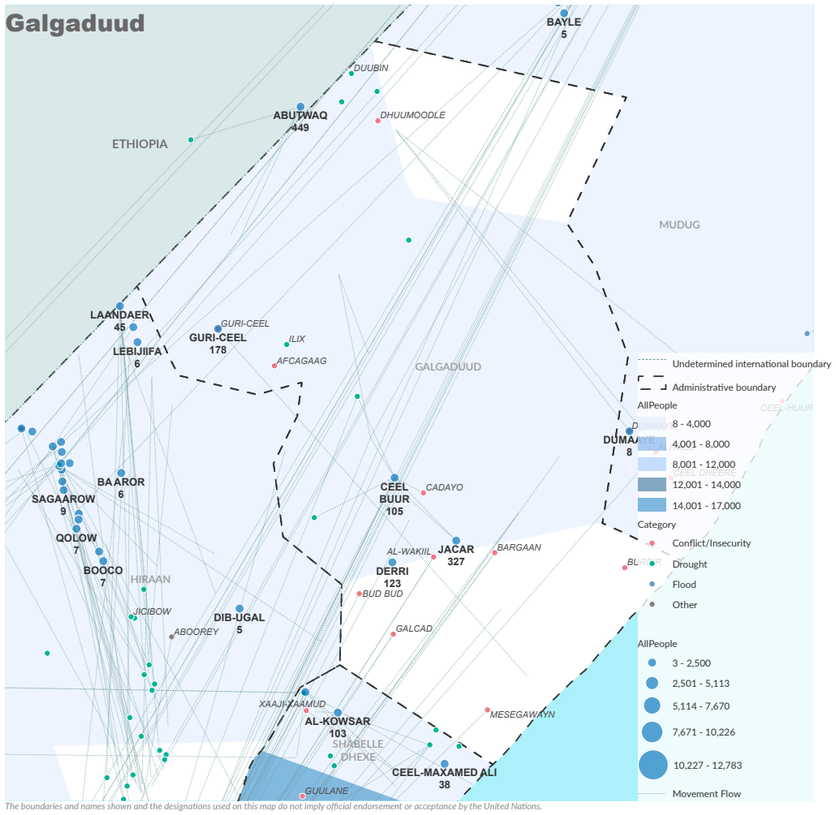

The boundaries and names shown and the designations used on this map do not imply official endorsement or acceptance by the United Nations.

Dhuusamarreeb district was the district with the highest recorded displacement incidents in the region (7).

7 individuals were displaced to Dhuusamarreeb settlement, making it the largest displacement incident due to Other.

- district was the district with the second highest recorded displacement incidents in the region (-).

- individuals were displaced to - settlement, making it the second largest displacement incident due to -.

- district was the district with the third highest recorded displacement incidents in the region (-).

- individuals were displaced to - settlement, making it the third largest displacement incident due to -.

In October 2023, 1% of protection violations across Somalia were recorded in Galgaduud region.

Dhuusamarreeb district had the highest recorded percentage of protection violations across the Galgaduud region (67%).

The highest recorded protection violations in the region from January to October 2023 include the following:

- Kidnapping/Abduction (25%)
- Physical Assault/Attack Not Resulting In

Dhuusamarreeb district was the distict with the highest number of protection violations in the region from January 2016 to October 2023 (566).

Top 3 Protection Risks Identified

1. -
2. -
3. -

PRIORITY NEED ON ARRIVAL (OCTOBER 2023 IN %)

Food	0%
Water	0%
Shelter	0%
Health	100%
Protection[4]	0%
Livelihood	0%
Transport	0%
Other	0%

[6]Protection figures are underreported due to the concerns related to the sensitivey of this topic in the context of Somalia.

This dashboard should be read in conjunction with the Notes on PRMN Methodology which outline the approach and certain limitations. More information on Somalia can be found on the UNHCR Somalia Data Portal.

UNHCR is grateful for the generous contributions of donors who have directly contributed to the UNHCR Somalia operation in 2023

Implemented by:

NRC NORWEGIAN REFUGEE COUNCIL

United Nations CERF Central Emergency Response Fund

From the People of Japan

WFP World Food Programme

PROTECTION & RETURN MONITORING NETWORK (PRMN)

GEDO, SOMALIA | OCTOBER 2023

UNHCR The UN Refugee Agency | Somalia

	OCTOBER 2023	IN 2023
# OF INCIDENTS THAT CAUSED DISPLACEMENT	894	6144
# OF NEWLY DISPLACED POPULATION	29162	403509
# OF PROTECTION VIOLATIONS RECORDED[1]	2	175

[1]Some protection violations were not recorded due to security risks in some regions.

TRIGGERS OF DISPLACEMENT (OCTOBER 2023 IN %)

Drought	23%
Flood	72%
Other	0%
Conflict	4%

DEMOGRAPHICS (OCTOBER 2023)[3]

Girls	Boys	Women	Men	Elderly
9,619	9,663	4,550	3,884	1,445

[3]Disaggregated data for displaced persons are based on those displacement reports where data has been collected at household level.

PROTECTION VIOLATIONS CONCERNING CHILDREN, WOMEN AND MINORITIES (2023 IN %)

Children	Women	Minorities[2]
27%	42%	0%

[2]Members of minority clans include the Benadiri, Bantu, AUGUSTIe, Barawans, Gardere, Yakabur and Rahanweyne.

SPECIFIC NEEDS OF THOSE WHO EXPERIENCED PROTECTION VIOLATIONS (IN 2023)[4]

Child at risk	Women at risk	Disabilities	Elderly at risk	Others[5]
21%	22%	2%	8%	48%

[4]In Oct 2023, 2 specific needs were recorded of those individuals who experienced protection violations.
[5]Others who are at risk include the following categories family unit, specific legal and physical protection needs, unaccompanied or seperate child, pregnant or lactating, serious medical condition, single parent, SGBV and torture. Individuals can have multiple vulnerabilities

DISPLACEMENT LOCATION (OCTOBER 2023)

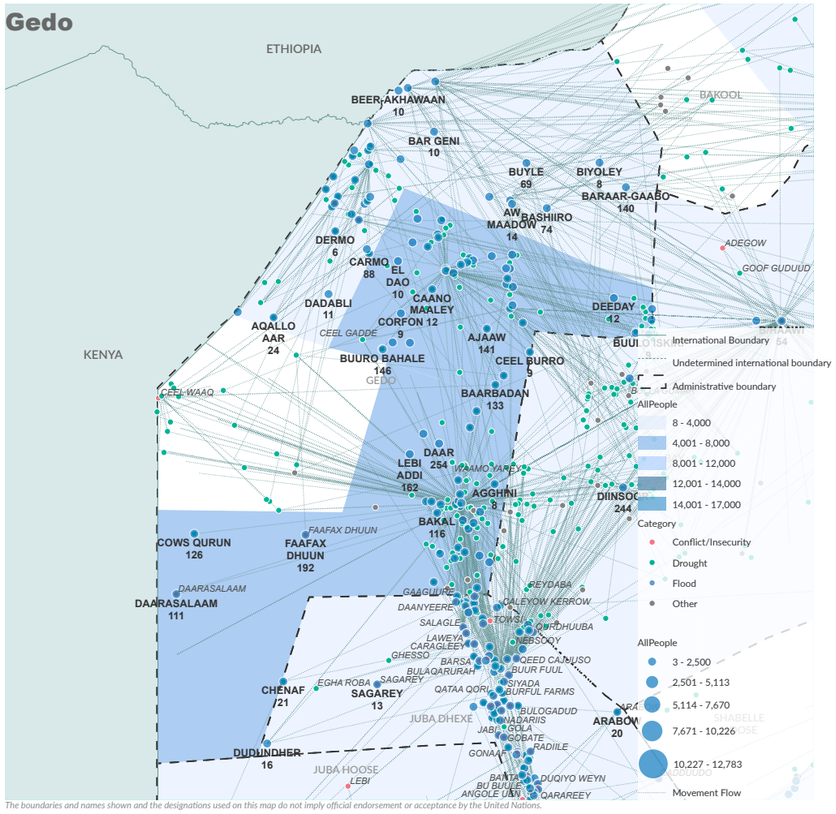

Luuq district was the district with the highest recorded displacement incidents in the region (16925).

15600 individuals were displaced to Tuulo Marexan/Taleex settlement, making it the largest displacement incident due to Flood.

Baardheere district was the district with the second highest recorded displacement incidents in the region (7831).

1950 individuals were displaced to Buulo Leysaan settlement, making it the second largest displacement incident due to Flood.

Doolow district was the district with the third highest recorded displacement incidents in the region (1532).

1380 individuals were displaced to Kaskay settlement, making it the third largest displacement incident due to Flood.

In October 2023, 0% of protection violations across Somalia were recorded in Gedo region.

Baardheere district had the highest recorded percentage of protection violations across the Gedo region (100%).

The highest recorded protection violations in the region from January to October 2023 include the following:

- Physical Assault/Attack Not Resulting In Death (22%)

Baardheere district was the distict with the highest number of protection violations in the region from January 2016 to October 2023 (516).

Top 3 Protection Risks Identified

1. Unlawful impediments or restrictions to freedom of movement, siege and forced displacement.
2. Gender-based violence
3. Disinformation and denial of access to information

PRIORITY NEED ON ARRIVAL (OCTOBER 2023 IN %)

Food	37%
Water	0%
Shelter	1%
Health	0%
Protection[4]	0%
Livelihood	55%
Transport	0%
Other	6%

[6]Protection figures are underreported due to the concerns related to the sensitivety of this topic in the context of Somalia.

This dashboard should be read in conjunction with the Notes on PRMN Methodology which outline the approach and certain limitations. More information on Somalia can be found on the UNHCR Somalia Data Portal.

UNHCR is grateful for the generous contributions of donors who have directly contributed to the UNHCR Somalia operation in 2023

Implemented by:

NRC NORWEGIAN REFUGEE COUNCIL

United Nations CERF Central Emergency Response Fund

From the People of Japan

WFP World Food Programme

PROTECTION & RETURN MONITORING NETWORK (PRMN)

HIRAAN, SOMALIA | OCTOBER 2023

UNHCR The UN Refugee Agency | Somalia

	OCTOBER 2023	IN 2023
# OF INCIDENTS THAT CAUSED DISPLACEMENT	329	1161
# OF NEWLY DISPLACED POPULATION	2290	317164
# OF PROTECTION VIOLATIONS RECORDED[1]	16	73

[1]Some protection violations were not recorded due to security risks in some regions.

TRIGGERS OF DISPLACEMENT (OCTOBER 2023 IN %)

Drought	84%
Flood	8%
Other	6%
Conflict	2%

DEMOGRAPHICS (OCTOBER 2023)[3]

Girls	Boys	Women	Men	Elderly
755	759	357	305	113

[3]Disaggregated data for displaced persons are based on those displacement reports where data has been collected at household level.

PROTECTION VIOLATIONS CONCERNING CHILDREN, WOMEN AND MINORITIES (2023 IN %)

Children	Women	Minorities[2]
18%	42%	0%

[2]Members of minority clans include the Benadiri, Bantu, AUGUSTIe, Barawans, Gardere, Yakabur and Rahanweyne.

SPECIFIC NEEDS OF THOSE WHO EXPERIENCED PROTECTION VIOLATIONS (IN 2023)[4]

Child at risk	Women at risk	Disabilities	Elderly at risk	Others[5]
4%	52%	0%	4%	39%

[4]In Oct 2023, 6 specific needs were recorded of those individuals who experienced protection violations.
[5]Others who are at risk include the following categories family unit, specific legal and physical protection needs, unaccompanied or seperate child, pregnant or lactating, serious medical condition, single parent, SGBV and torture.
Individuals can have multiple vulnerabilities

DISPLACEMENT LOCATION (OCTOBER 2023)

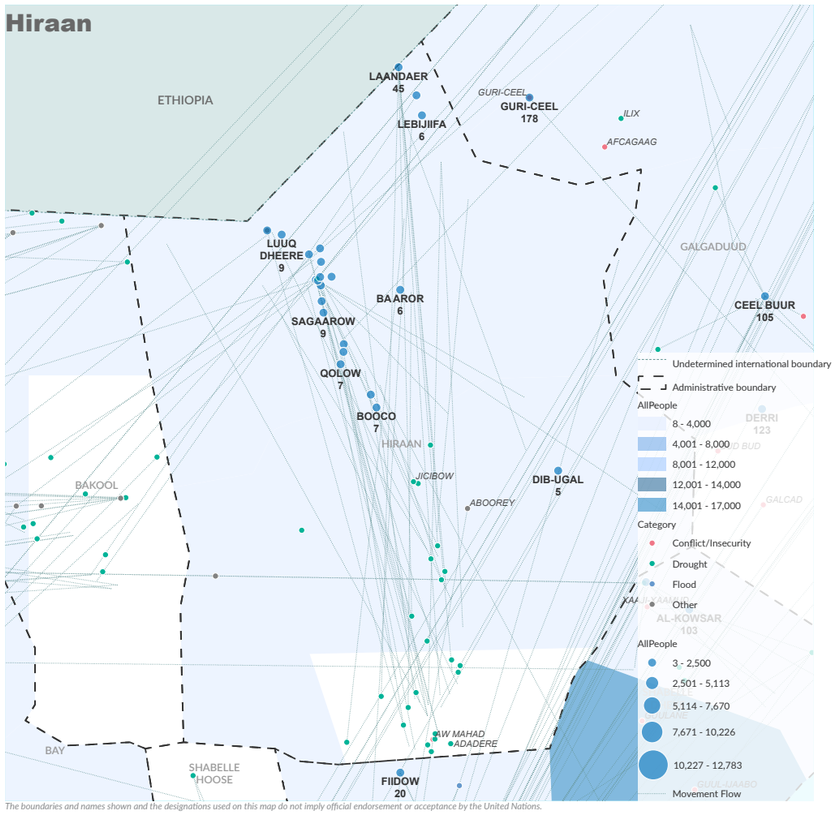

The boundaries and names shown and the designations used on this map do not imply official endorsement or acceptance by the United Nations.

Belet Weyne district was the district with the highest recorded displacement incidents in the region (2278).

261 individuals were displaced to Horseed settlement, making it the largest displacement incident due to Drought.

Bulo Burto district was the district with the second highest recorded displacement incidents in the region (12).

223 individuals were displaced to Heegan settlement, making it the second largest displacement incident due to Drought.

- district was the district with the third highest recorded displacement incidents in the region (-).

173 individuals were displaced to Doonka settlement, making it the third largest displacement incident due to Drought.

In October 2023, 1% of protection violations across Somalia were recorded in Hiraan region.

Belet Weyne district had the highest recorded percentage of protection violations across the Hiraan region (88%).

The highest recorded protection violations in the region from January to October 2023 include the following:

- Killing/Manslaughter (40%)
- Kidnapping/Abduction (19%).

Belet Weyne district was the distict with the highest number of protection violations in the region from January 2016 to October 2023 (399).

Top 3 Protection Risks Identified

1. Child and forced family separation
2. Psychological/emotional abuse or inflicted distress
3. -

PRIORITY NEED ON ARRIVAL (OCTOBER 2023 IN %)

Food	3%
Water	0%
Shelter	20%
Health	2%
Protection[4]	0%
Livelihood	73%
Transport	0%
Other	1%

[6]Protection figures are underreported due to the concerns related to the sensitivety of this topic in the context of Somalia.

This dashboard should be read in conjunction with the Notes on PRMN Methodology which outline the approach and certain limitations. More information on Somalia can be found on the UNHCR Somalia Data Portal.

UNHCR is grateful for the generous contributions of donors who have directly contributed to the UNHCR Somalia operation in 2023

Implemented by:

NRC NORWEGIAN REFUGEE COUNCIL

United Nations CERF Central Emergency Response Fund

From the People of Japan

WFP World Food Programme

PROTECTION & RETURN MONITORING NETWORK (PRMN)

LOWER JUBA, SOMALIA | OCTOBER 2023

UNHCR The UN Refugee Agency | Somalia

	OCTOBER 2023	IN 2023
# OF INCIDENTS THAT CAUSED DISPLACEMENT	1144	5521
# OF NEWLY DISPLACED POPULATION	10992	55466
# OF PROTECTION VIOLATIONS RECORDED[1]	174	422

[1]Some protection violations were not recorded due to security risks in some regions.

TRIGGERS OF DISPLACEMENT (OCTOBER 2023 IN %)

Drought	20%
Flood	39%
Other	2%
Conflict	40%

DEMOGRAPHICS (OCTOBER 2023)[3]

Girls	Boys	Women	Men	Elderly
3,626	3,642	1,715	1,464	545

[3]Disaggregated data for displaced persons are based on those displacement reports where data has been collected at household level.

PROTECTION VIOLATIONS CONCERNING CHILDREN, WOMEN AND MINORITIES (2023 IN %)

Children	Women	Minorities[2]
40%	76%	0%

[2]Members of minority clans include the Benadiri, Bantu, AUGUSTIe, Barawans, Gardere, Yakabur and Rahanweyne.

SPECIFIC NEEDS OF THOSE WHO EXPERIENCED PROTECTION VIOLATIONS (IN 2023)[4]

Child at risk	Women at risk	Disabilities	Elderly at risk	Others[5]
24%	68%	3%	1%	4%

[4]In Oct 2023, 204 specific needs were recorded of those individuals who experienced protection violations.
[5]Others who are at risk include the following categories family unit, specific legal and physical protection needs, unaccompanied or seperate child, pregnant or lactating, serious medical condition, single parent, SGBV and torture.
Individuals can have multiple vulnerabilities

DISPLACEMENT LOCATION (OCTOBER 2023)

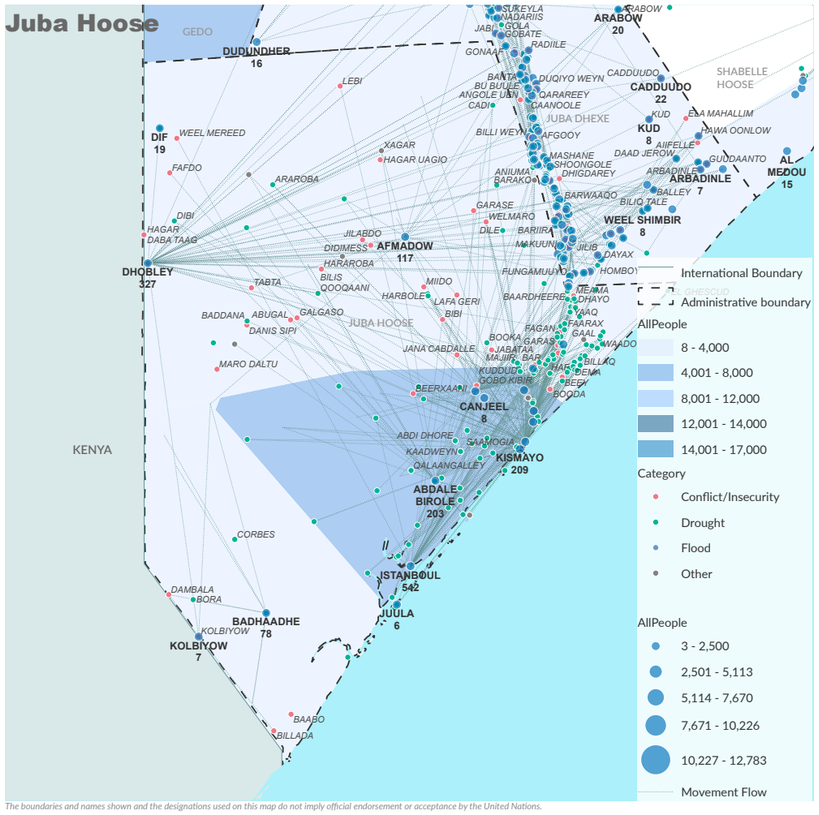

The boundaries and names shown and the designations used on this map do not imply official endorsement or acceptance by the United Nations.

Kismayo district was the district with the highest recorded displacement incidents in the region (6545).

3180 individuals were displaced to Gaduud settlement, making it the largest displacement incident due to Flood.

Afmadow district was the district with the second highest recorded displacement incidents in the region (3586).

1042 individuals were displaced to Dhobley settlement, making it the second largest displacement incident due to Conflict/Insecurity.

Badhaadhe district was the district with the third highest recorded displacement incidents in the region (777).

480 individuals were displaced to Abdale Birole settlement, making it the third largest displacement incident due to Conflict/Insecurity.

In October 2023, 13% of protection violations across Somalia were recorded in Lower Juba region.

Afmadow district had the highest recorded percentage of protection violations across the Lower Juba region (54%).

The highest recorded protection violations in the region from January to October 2023 include the following:

- Physical Assault/Attack Not Resulting In Death (21%)

Afmadow district was the distict with the highest number of protection violations in the region from January 2016 to October 2023 (670).

Top 3 Protection Risks Identified

1. Abduction, kidnapping, enforced disappearance, arbitrary or unlawful arrest and/or detention
2. Discrimination and stigmatization, denial of resources, opportunities, services and/or humanitarian access
3. Child and forced family separation

PRIORITY NEED ON ARRIVAL (OCTOBER 2023 IN %)

Food	75%
Water	3%
Shelter	14%
Health	3%
Protection[4]	0%
Livelihood	3%
Transport	0%
Other	3%

[6]Protection figures are underreported due to the concerns related to the sensitivety of this topic in the context of Somalia.

This dashboard should be read in conjunction with the Notes on PRMN Methodology which outline the approach and certain limitations. More information on Somalia can be found on the UNHCR Somalia Data Portal.

UNHCR is grateful for the generous contributions of donors who have directly contributed to the UNHCR Somalia operation in 2023

Implemented by:

NRC NORWEGIAN REFUGEE COUNCIL

United Nations CERF Central Emergency Response Fund

From the People of Japan

WFP World Food Programme

PROTECTION & RETURN MONITORING NETWORK (PRMN)

LOWER SHABELLE, SOMALIA | OCTOBER 2023

UNHCR The UN Refugee Agency | Somalia

	OCTOBER 2023	IN 2023
# OF INCIDENTS THAT CAUSED DISPLACEMENT	123	1074
# OF NEWLY DISPLACED POPULATION	1766	43602
# OF PROTECTION VIOLATIONS RECORDED[1]	296	1095

[1]Some protection violations were not recorded due to security risks in some regions.

TRIGGERS OF DISPLACEMENT (OCTOBER 2023 IN %)

Drought	83%
Flood	10%
Other	2%
Conflict	6%

DEMOGRAPHICS (OCTOBER 2023)[3]

Girls	Boys	Women	Men	Elderly
583	585	276	235	88

[3]Disaggregated data for displaced persons are based on those displacement reports where data has been collected at household level.

PROTECTION VIOLATIONS CONCERNING CHILDREN, WOMEN AND MINORITIES (2023 IN %)

Children	Women	Minorities[2]
61%	66%	0%

[2]Members of minority clans include the Benadiri, Bantu, AUGUSTIe, Barawans, Gardere, Yakabur and Rahanweyne.

SPECIFIC NEEDS OF THOSE WHO EXPERIENCED PROTECTION VIOLATIONS (IN 2023)[4]

Child at risk	Women at risk	Disabilities	Elderly at risk	Others[5]
33%	50%	0%	3%	14%

[4]In Oct 2023, 344 specific needs were recorded of those individuals who experienced protection violations.
[5]Others who are at risk include the following categories family unit, specific legal and physical protection needs, unaccompanied or seperate child, pregnant or lactating, serious medical condition, single parent, SGBV and torture.
Individuals can have multiple vulnerabilities

DISPLACEMENT LOCATION (OCTOBER 2023)

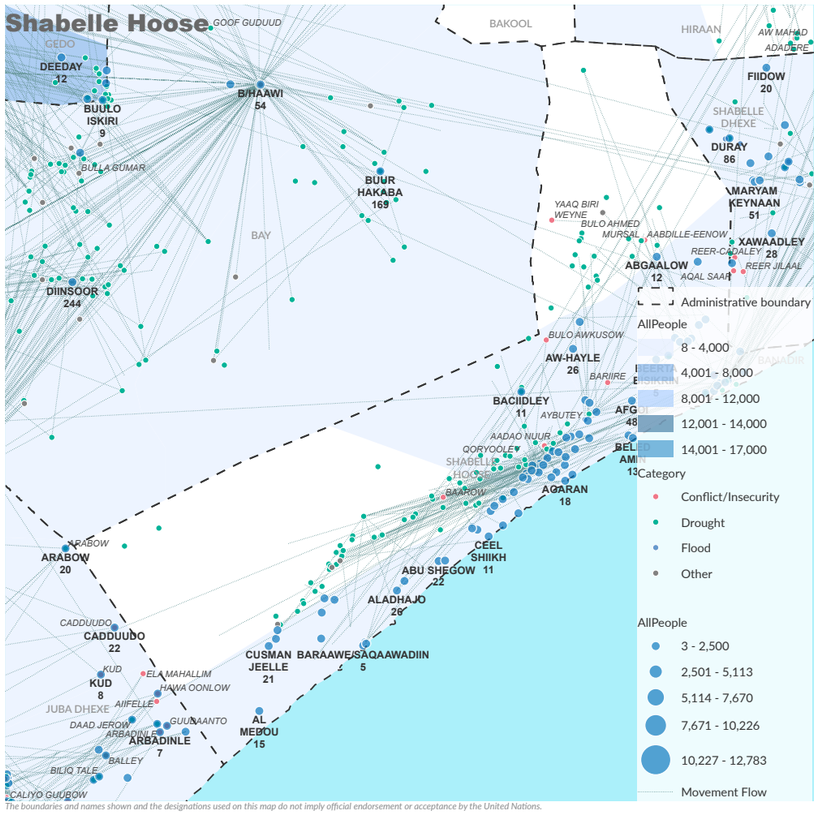

The boundaries and names shown and the designations used on this map do not imply official endorsement or acceptance by the United Nations.

Marka district was the district with the highest recorded displacement incidents in the region (1006).

157 individuals were displaced to Shalaambood settlement, making it the largest displacement incident due to Drought.

Afgooye district was the district with the second highest recorded displacement incidents in the region (730).

151 individuals were displaced to No. 50(Airstrip) settlement, making it the second largest displacement incident due to Flood.

Baraawe district was the district with the third highest recorded displacement incidents in the region (30).

133 individuals were displaced to Lafoole settlement, making it the third largest displacement incident due to Drought.

In October 2023, 22% of protection violations across Somalia were recorded in Lower Shabelle region.

Afgooye district had the highest recorded percentage of protection violations across the Lower Shabelle region (23%).

The highest recorded protection violations in the region from January to October 2023 include the following:

- Female Genital Mutilation (FGM) (28%)
- Physical Assault/Attack Not Resulting In

Marka district was the distict with the highest number of protection violations in the region from January 2016 to October 2023 (2584).

Top 3 Protection Risks Identified

1. Gender-based violence
2. Psychological/emotional abuse or inflicted distress
3. Child and forced family separation

PRIORITY NEED ON ARRIVAL (OCTOBER 2023 IN %)

Food	6%
Water	0%
Shelter	2%
Health	8%
Protection[4]	0%
Livelihood	83%
Transport	0%
Other	1%

[6]Protection figures are underreported due to the concerns related to the sensitivety of this topic in the context of Somalia.

This dashboard should be read in conjunction with the Notes on PRMN Methodology which outline the approach and certain limitations. More information on Somalia can be found on the UNHCR Somalia Data Portal.

UNHCR is grateful for the generous contributions of donors who have directly contributed to the UNHCR Somalia operation in 2023

Implemented by:

NRC NORWEGIAN REFUGEE COUNCIL

United Nations CERF Central Emergency Response Fund

From the People of Japan

WFP World Food Programme

PROTECTION & RETURN MONITORING NETWORK (PRMN)

MIDDLE JUBA, SOMALIA | OCTOBER 2023

UNHCR The UN Refugee Agency | Somalia

	OCTOBER 2023	IN 2023
# OF INCIDENTS THAT CAUSED DISPLACEMENT	1005	6295
# OF NEWLY DISPLACED POPULATION	19305	85432
# OF PROTECTION VIOLATIONS RECORDED[1]	50	1366

[1]Some protection violations were not recorded due to security risks in some regions.

TRIGGERS OF DISPLACEMENT (OCTOBER 2023 IN %)

Drought	31%
Flood	36%
Other	0%
Conflict	33%

DEMOGRAPHICS (OCTOBER 2023)[3]

Girls	Boys	Women	Men	Elderly
6,368	6,397	3,012	2,571	957

[3]Disaggregated data for displaced persons are based on those displacement reports where data has been collected at household level.

PROTECTION VIOLATIONS CONCERNING CHILDREN, WOMEN AND MINORITIES (2023 IN %)

Children	Women	Minorities[2]
37%	95%	0%

[2]Members of minority clans include the Benadiri, Bantu, AUGUSTIe, Barawans, Gardere, Yakabur and Rahanweyne.

SPECIFIC NEEDS OF THOSE WHO EXPERIENCED PROTECTION VIOLATIONS (IN 2023)[4]

Child at risk	Women at risk	Disabilities	Elderly at risk	Others[5]
3%	38%	0%	0%	59%

[4]In Oct 2023, 52 specific needs were recorded of those individuals who experienced protection violations.
[5]Others who are at risk include the following categories family unit, specific legal and physical protection needs, unaccompanied or seperate child, pregnant or lactating, serious medical condition, single parent, SGBV and torture. Individuals can have multiple vulnerabilities

DISPLACEMENT LOCATION (OCTOBER 2023)

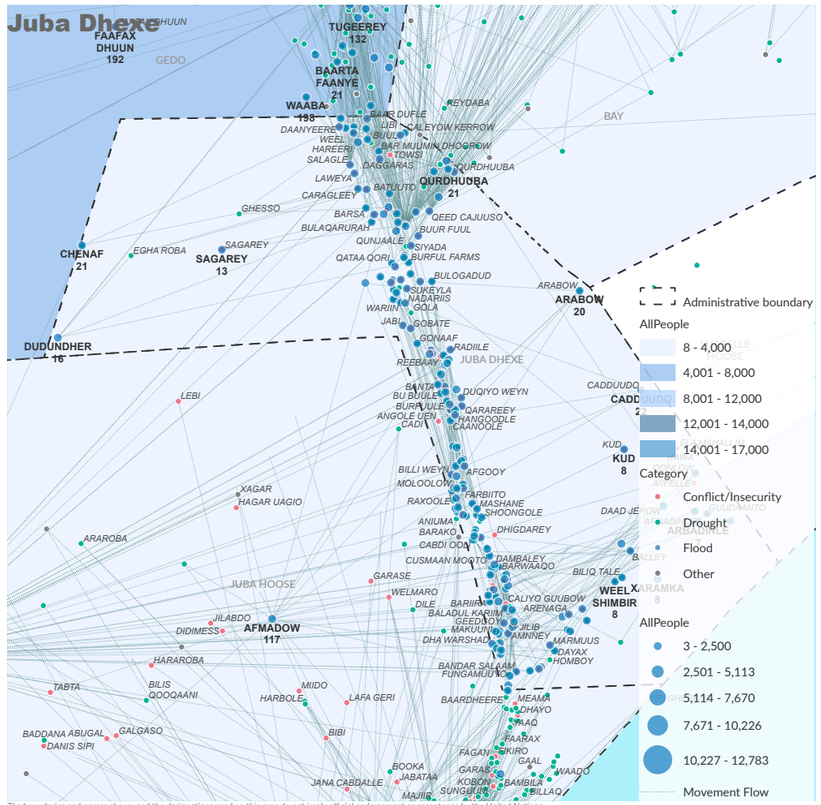

The boundaries and names shown and the designations used on this map do not imply official endorsement or acceptance by the United Nations.

Saakow district was the district with the highest recorded displacement incidents in the region (14659).

4455 individuals were displaced to Saakow settlement, making it the largest displacement incident due to Flood.

Bu'aale district was the district with the second highest recorded displacement incidents in the region (2843).

2689 individuals were displaced to Saakow settlement, making it the second largest displacement incident due to Drought.

Jilib district was the district with the third highest recorded displacement incidents in the region (1803).

1717 individuals were displaced to Billi Weyn settlement, making it the third largest displacement incident due to Flood.

In October 2023, 4% of protection violations across Somalia were recorded in Middle Juba region.

Jilib district had the highest recorded percentage of protection violations across the Middle Juba region (44%).

The highest recorded protection violations in the region from January to October 2023 include the following:

- Physical Assault/Attack Not Resulting In Death (90%)

Bu'aale district was the distict with the highest number of protection violations in the region from January 2016 to October 2023 (731).

Top 3 Protection Risks Identified

1. Unlawful impediments or restrictions to freedom of movement, siege and forced displacement.
2. Discrimination and stigmatization, denial of resources, opportunities, services and/or humanitarian access
3. Child and forced family separation

PRIORITY NEED ON ARRIVAL (OCTOBER 2023 IN %)

Food	88%
Water	0%
Shelter	11%
Health	0%
Protection[4]	0%
Livelihood	0%
Transport	0%
Other	1%

[6]Protection figures are underreported due to the concerns related to the sensitivey of this topic in the context of Somalia.

This dashboard should be read in conjunction with the Notes on PRMN Methodology which outline the approach and certain limitations. More information on Somalia can be found on the UNHCR Somalia Data Portal.

UNHCR is grateful for the generous contributions of donors who have directly contributed to the UNHCR Somalia operation in 2023

Implemented by: NRC NORWEGIAN REFUGEE COUNCIL

United Nations CERF Central Emergency Response Fund

From the People of Japan

WFP World Food Programme

PROTECTION & RETURN MONITORING NETWORK (PRMN)

MIDDLE SHABELLE, SOMALIA | OCTOBER 2023

UNHCR The UN Refugee Agency | Somalia

	OCTOBER 2023	IN 2023
# OF INCIDENTS THAT CAUSED DISPLACEMENT	122	1132
# OF NEWLY DISPLACED POPULATION	4373	37825
# OF PROTECTION VIOLATIONS RECORDED[1]	72	314

[1]Some protection violations were not recorded due to security risks in some regions.

TRIGGERS OF DISPLACEMENT (OCTOBER 2023 IN %)

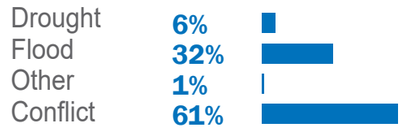

DEMOGRAPHICS (OCTOBER 2023)[3]

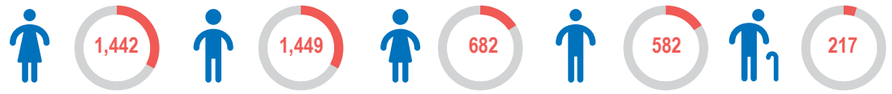

[3]Disaggregated data for displaced persons are based on those displacement reports where data has been collected at household level.

PROTECTION VIOLATIONS CONCERNING CHILDREN, WOMEN AND MINORITIES (2023 IN %)

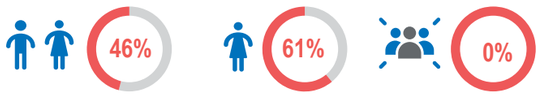

[2]Members of minority clans include the Benadiri, Bantu, AUGUSTIe, Barawans, Gardere, Yakabur and Rahanweyne.

SPECIFIC NEEDS OF THOSE WHO EXPERIENCED PROTECTION VIOLATIONS (IN 2023)[4]

[4]In Oct 2023, 44 specific needs were recorded of those individuals who experienced protection violations.
[5]Others who are at risk include the following categories family unit, specific legal and physical protection needs, unaccompanied or seperate child, pregnant or lactating, serious medical condition, single parent, SGBV and torture.
Individuals can have multiple vulnerabilities

DISPLACEMENT LOCATION (OCTOBER 2023)

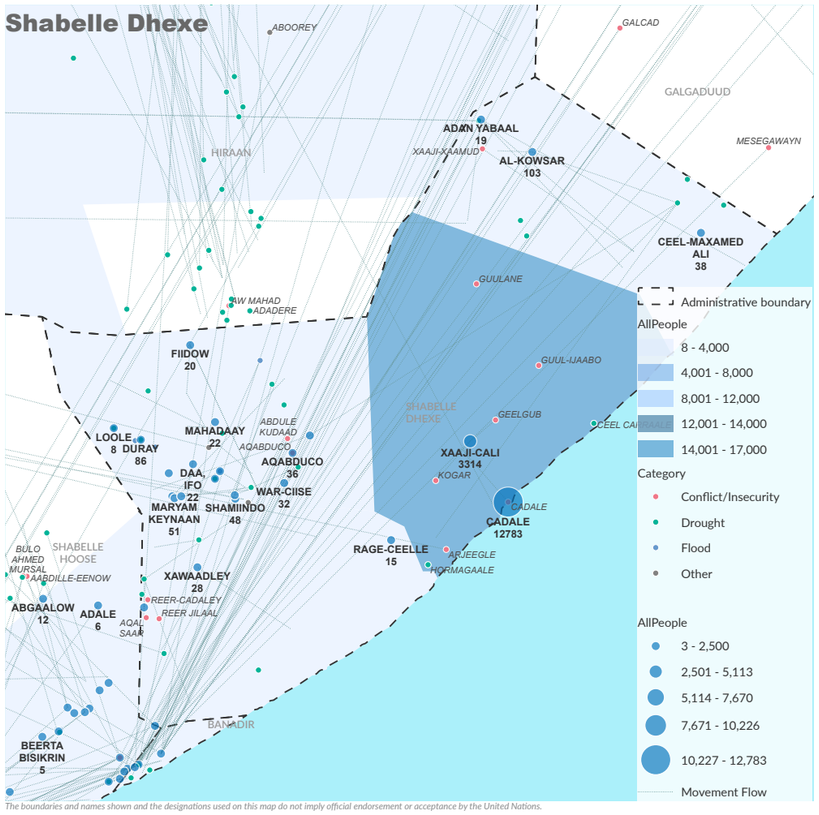

The boundaries and names shown and the designations used on this map do not imply official endorsement or acceptance by the United Nations.

Cadale district was the district with the highest recorded displacement incidents in the region (2341).

1949 individuals were displaced to Cadale settlement, making it the largest displacement incident due to Conflict/Insecurity.

Jowhar district was the district with the second highest recorded displacement incidents in the region (1813).

1350 individuals were displaced to Ceel-Baraf settlement, making it the second largest displacement incident due to Flood.

Balcad district was the district with the third highest recorded displacement incidents in the region (182).

173 individuals were displaced to Mahadaay settlement, making it the third largest displacement incident due to Conflict/Insecurity.

In October 2023, 5% of protection violations across Somalia were recorded in Middle Shabelle region.

Jowhar district had the highest recorded percentage of protection violations across the Middle Shabelle region (39%).

The highest recorded protection violations in the region from January to October 2023 include the following:

- Female Genital Mutilation (FGM) (42%)
- Killing/Manslaughter (42%).

Jowhar district was the distict with the highest number of protection violations in the region from January 2016 to October 2023 (843).

Top 3 Protection Risks Identified

1. Attacks on civilians and other unlawful killings, and attacks on civilian objects
2. Psychological/emotional abuse or inflicted distress
3. Discrimination and stigmatization, denial of resources, opportunities, services and/or human-

PRIORITY NEED ON ARRIVAL (OCTOBER 2023 IN %)

Food	41%
Water	0%
Shelter	1%
Health	0%
Protection[4]	58%
Livelihood	1%
Transport	0%
Other	0%

[6]Protection figures are underreported due to the concerns related to the sensitivety of this topic in the context of Somalia.

This dashboard should be read in conjunction with the Notes on PRMN Methodology which outline the approach and certain limitations. More information on Somalia can be found on the UNHCR Somalia Data Portal.

UNHCR is grateful for the generous contributions of donors who have directly contributed to the UNHCR Somalia operation in 2023

Implemented by:

NRC NORWEGIAN REFUGEE COUNCIL

United Nations CERF Central Emergency Response Fund

From the People of Japan

WFP World Food Programme

PROTECTION & RETURN MONITORING NETWORK (PRMN)

MUDUG, SOMALIA | OCTOBER 2023

UNHCR The UN Refugee Agency | Somalia

	OCTOBER 2023	IN 2023
# OF INCIDENTS THAT CAUSED DISPLACEMENT	172	1145
# OF NEWLY DISPLACED POPULATION	894	216905
# OF PROTECTION VIOLATIONS RECORDED[1]	102	438

[1]Some protection violations were not recorded due to security risks in some regions.

TRIGGERS OF DISPLACEMENT (OCTOBER 2023 IN %)

Drought	97%
Flood	0%
Other	3%
Conflict	0%

DEMOGRAPHICS (OCTOBER 2023)[3]

Girls	Boys	Women	Men	Elderly
295	296	139	119	44

[3]Disaggregated data for displaced persons are based on those displacement reports where data has been collected at household level.

PROTECTION VIOLATIONS CONCERNING CHILDREN, WOMEN AND MINORITIES (2023 IN %)

Children	Women	Minorities[2]
1%	99%	0%

[2]Members of minority clans include the Benadiri, Bantu, AUGUSTIe, Barawans, Gardere, Yakabur and Rahanweyne.

SPECIFIC NEEDS OF THOSE WHO EXPERIENCED PROTECTION VIOLATIONS (IN 2023)[4]

Child at risk	Women at risk	Disabilities	Elderly at risk	Others[5]
0%	97%	1%	0%	2%

[4]In Oct 2023, 118 specific needs were recorded of those individuals who experienced protection violations.
[5]Others who are at risk include the following categories family unit, specific legal and physical protection needs, unaccompanied or seperate child, pregnant or lactating, serious medical condition, single parent, SGBV and torture. Individuals can have multiple vulnerabilities

DISPLACEMENT LOCATION (OCTOBER 2023)

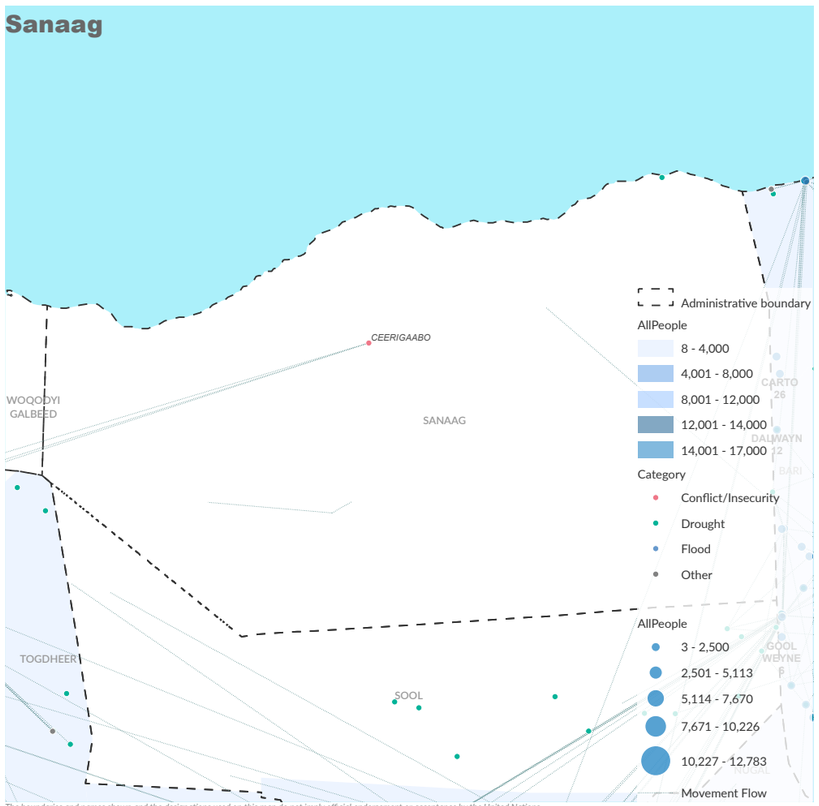

Galdogob district was the district with the highest recorded displacement incidents in the region (433).

230 individuals were displaced to Gaalkacyo settlement, making it the largest displacement incident due to Drought.

Gaalkacyo district was the district with the second highest recorded displacement incidents in the region (401).

171 individuals were displaced to Galdogob settlement, making it the second largest displacement incident due to Drought.

Jariiban district was the district with the third highest recorded displacement incidents in the region (41).

68 individuals were displaced to Roox settlement, making it the third largest displacement incident due to Drought.

In October 2023, 8% of protection violations across Somalia were recorded in Mudug region.

Gaalkacyo district had the highest recorded percentage of protection violations across the Mudug region (65%).

The highest recorded protection violations in the region from January to October 2023 include the following:

- Domestic Violence (97%)
- Physical Assault/Attack Not Resulting In

Gaalkacyo district was the distict with the highest number of protection violations in the region from January 2016 to October 2023 (4000).

Top 3 Protection Risks Identified

1. Disinformation and denial of access to information
2. Child and forced family separation
3. Gender-based violence

PRIORITY NEED ON ARRIVAL (OCTOBER 2023 IN %)

Food	29%
Water	0%
Shelter	3%
Health	11%
Protection[4]	0%
Livelihood	25%
Transport	4%
Other	28%

[6]Protection figures are underreported due to the concerns related to the sensitivey of this topic in the context of Somalia.

This dashboard should be read in conjunction with the Notes on PRMN Methodology which outline the approach and certain limitations. More information on Somalia can be found on the UNHCR Somalia Data Portal.

UNHCR is grateful for the generous contributions of donors who have directly contributed to the UNHCR Somalia operation in 2023

Implemented by: NRC NORWEGIAN REFUGEE COUNCIL

United Nations CERF Central Emergency Response Fund | From the People of Japan | WFP World Food Programme

PROTECTION & RETURN MONITORING NETWORK (PRMN)

NUGAAL, SOMALIA | OCTOBER 2023

UNHCR The UN Refugee Agency | Somalia

	OCTOBER 2023	IN 2023
# OF INCIDENTS THAT CAUSED DISPLACEMENT	156	540
# OF NEWLY DISPLACED POPULATION	5185	140270
# OF PROTECTION VIOLATIONS RECORDED[1]	10	58

[1]Some protection violations were not recorded due to security risks in some regions.

TRIGGERS OF DISPLACEMENT (OCTOBER 2023 IN %)

Drought	0%
Flood	5%
Other	80%
Conflict	15%

DEMOGRAPHICS (OCTOBER 2023)[3]

Girls	Boys	Women	Men	Elderly
1,710	1,718	809	691	257

[3]Disaggregated data for displaced persons are based on those displacement reports where data has been collected at household level.

PROTECTION VIOLATIONS CONCERNING CHILDREN, WOMEN AND MINORITIES (2023 IN %)

Children	Women	Minorities[2]
24%	79%	0%

[2]Members of minority clans include the Benadiri, Bantu, AUGUSTIe, Barawans, Gardere, Yakabur and Rahanweyne.

SPECIFIC NEEDS OF THOSE WHO EXPERIENCED PROTECTION VIOLATIONS (IN 2023)[4]

Child at risk	Women at risk	Disabilities	Elderly at risk	Others[5]
16%	49%	19%	4%	11%

[4]In Oct 2023, 40 specific needs were recorded of those individuals who experienced protection violations.
[5]Others who are at risk include the following categories family unit, specific legal and physical protection needs, unaccompanied or seperate child, pregnant or lactating, serious medical condition, single parent, SGBV and torture.
Individuals can have multiple vulnerabilities

DISPLACEMENT LOCATION (OCTOBER 2023)

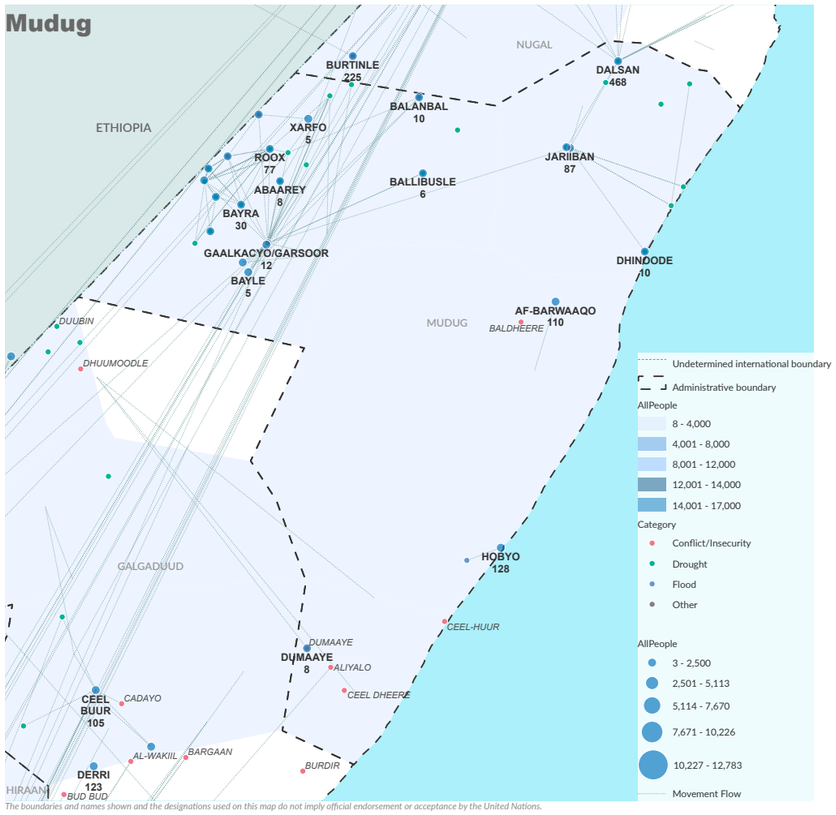

Garoowe district was the district with the highest recorded displacement incidents in the region (2426).

656 individuals were displaced to Garowe settlement, making it the largest displacement incident due to Other.

Eyl district was the district with the second highest recorded displacement incidents in the region (1483).

642 individuals were displaced to Garowe/ Waberi settlement, making it the second largest displacement incident due to Conflict/Insecurity.

Qardho district was the district with the third highest recorded displacement incidents in the region (672).

542 individuals were displaced to dhiganle settlement, making it the third largest displacement incident due to Other.

In October 2023, 1% of protection violations across Somalia were recorded in Nugaal region.

Garoowe district had the highest recorded percentage of protection violations across the Nugaal region (60%).

The highest recorded protection violations in the region from January to October 2023 include the following:

- Harassment (19%)
- Attempted rape (14%).

Garoowe district was the distict with the highest number of protection violations in the region from January 2016 to October 2023 (989).

Top 3 Protection Risks Identified

1. -
2. -
3. -

PRIORITY NEED ON ARRIVAL (OCTOBER 2023 IN %)

Food	35%
Water	0%
Shelter	40%
Health	0%
Protection[4]	0%
Livelihood	21%
Transport	0%
Other	5%

[6]Protection figures are underreported due to the concerns related to the sensitivety of this topic in the context of Somalia.

This dashboard should be read in conjunction with the Notes on PRMN Methodology which outline the approach and certain limitations. More information on Somalia can be found on the UNHCR Somalia Data Portal.

UNHCR is grateful for the generous contributions of donors who have directly contributed to the UNHCR Somalia operation in 2023

Implemented by:

NRC NORWEGIAN REFUGEE COUNCIL

United Nations CERF Central Emergency Response Fund

From the People of Japan

WFP World Food Programme

PROTECTION & RETURN MONITORING NETWORK (PRMN)

SANAAG, SOMALIA | OCTOBER 2023

UNHCR The UN Refugee Agency | Somalia

	OCTOBER 2023	IN 2023
# OF INCIDENTS THAT CAUSED DISPLACEMENT	5	17
# OF NEWLY DISPLACED POPULATION	1207	15382
# OF PROTECTION VIOLATIONS RECORDED[1]	0	8

[1]Some protection violations were not recorded due to security risks in some regions.

TRIGGERS OF DISPLACEMENT (OCTOBER 2023 IN %)

Drought	82%
Flood	0%
Other	0%
Conflict	18%

DEMOGRAPHICS (OCTOBER 2023)[3]

Girls	Boys	Women	Men	Elderly
398	400	188	161	60

[3]Disaggregated data for displaced persons are based on those displacement reports where data has been collected at household level.

PROTECTION VIOLATIONS CONCERNING CHILDREN, WOMEN AND MINORITIES (2023 IN %)

Children	Women	Minorities[2]
38%	63%	0%

[2]Members of minority clans include the Benadiri, Bantu, AUGUSTIe, Barawans, Gardere, Yakabur and Rahanweyne.

SPECIFIC NEEDS OF THOSE WHO EXPERIENCED PROTECTION VIOLATIONS (IN 2023)[4]

Child at risk	Women at risk	Disabilities	Elderly at risk	Others[5]
0%	100%	0%	0%	0%

[4]In Oct 2023, 0 specific needs were recorded of those individuals who experienced protection violations.
[5]Others who are at risk include the following categories family unit, specific legal and physical protection needs, unaccompanied or seperate child, pregnant or lactating, serious medical condition, single parent, SGBV and torture. Individuals can have multiple vulnerabilities

DISPLACEMENT LOCATION (OCTOBER 2023)

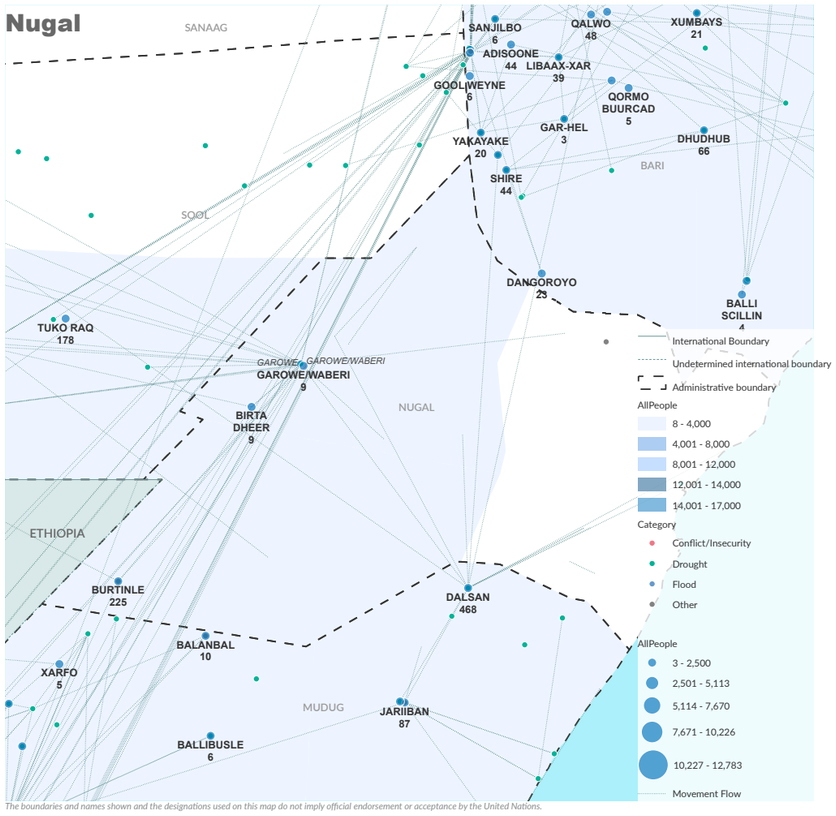

Dhahar district was the district with the highest recorded displacement incidents in the region (750).

480 individuals were displaced to Baraagaha-qol settlement, making it the largest displacement incident due to Drought.

Laasqoray district was the district with the second highest recorded displacement incidents in the region (234).

270 individuals were displaced to Xingalool settlement, making it the second largest displacement incident due to Drought.

Badhan district was the district with the third highest recorded displacement incidents in the region (223).

234 individuals were displaced to Habar Shiro settlement, making it the third largest displacement incident due to Drought.

In October 2023, 0% of protection violations across Somalia were recorded in Sanaag region.

- district had the highest recorded percentage of protection violations across the Sanaag region (-%).

The highest recorded protection violations in the region from January to October 2023 include the following:

- Rape (63%)
- Harassment (13%).

Ceel Afweyn district was the distict with the highest number of protection violations in the region from January 2016 to October 2023 (473).

Top 3 Protection Risks Identified

1. -
2. -
3. -

PRIORITY NEED ON ARRIVAL (OCTOBER 2023 IN %)

Food	18%
Water	0%
Shelter	0%
Health	0%
Protection[4]	0%
Livelihood	82%
Transport	0%
Other	0%

[6]Protection figures are underreported due to the concerns related to the sensitivey of this topic in the context of Somalia.

This dashboard should be read in conjunction with the Notes on PRMN Methodology which outline the approach and certain limitations. More information on Somalia can be found on the UNHCR Somalia Data Portal.

UNHCR is grateful for the generous contributions of donors who have directly contributed to the UNHCR Somalia operation in 2023

Implemented by:

NRC NORWEGIAN REFUGEE COUNCIL

United Nations CERF Central Emergency Response Fund

From the People of Japan

WFP World Food Programme

PROTECTION & RETURN MONITORING NETWORK (PRMN)

SOOL, SOMALIA | OCTOBER 2023

UNHCR The UN Refugee Agency | Somalia

	OCTOBER 2023	IN 2023
# OF INCIDENTS THAT CAUSED DISPLACEMENT	4	155
# OF NEWLY DISPLACED POPULATION	73	49781
# OF PROTECTION VIOLATIONS RECORDED[1]	14	534

[1]Some protection violations were not recorded due to security risks in some regions.

TRIGGERS OF DISPLACEMENT (OCTOBER 2023 IN %)

Drought	0%
Flood	0%
Other	100%
Conflict	0%

DEMOGRAPHICS (OCTOBER 2023)[3]

Girls	Boys	Women	Men	Elderly
24	24	11	10	4

[3]Disaggregated data for displaced persons are based on those displacement reports where data has been collected at household level.

PROTECTION VIOLATIONS CONCERNING CHILDREN, WOMEN AND MINORITIES (2023 IN %)

Children	Women	Minorities[2]
15%	50%	0%

[2]Members of minority clans include the Benadiri, Bantu, AUGUSTIe, Barawans, Gardere, Yakabur and Rahanweyne.

SPECIFIC NEEDS OF THOSE WHO EXPERIENCED PROTECTION VIOLATIONS (IN 2023)[4]

Child at risk	Women at risk	Disabilities	Elderly at risk	Others[5]
8%	41%	0%	3%	47%

[4]In Oct 2023, 22 specific needs were recorded of those individuals who experienced protection violations.
[5]Others who are at risk include the following categories family unit, specific legal and physical protection needs, unaccompanied or seperate child, pregnant or lactating, serious medical condition, single parent, SGBV and torture.
Individuals can have multiple vulnerabilities

DISPLACEMENT LOCATION (OCTOBER 2023)

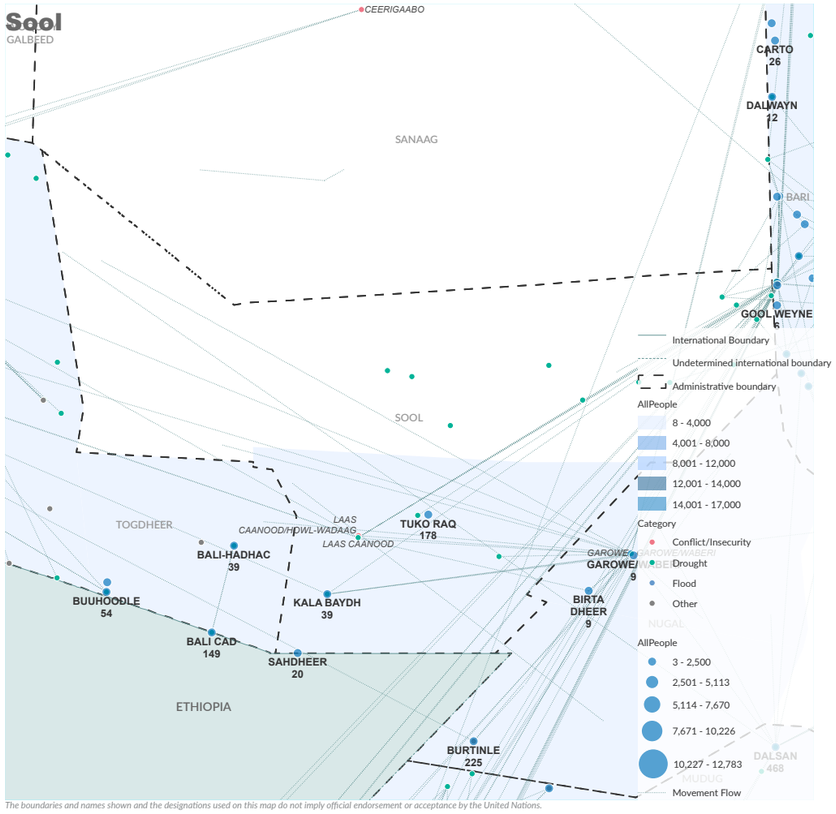

The boundaries and names shown and the designations used on this map do not imply official endorsement or acceptance by the United Nations.

Laas Caanood district was the district with the highest recorded displacement incidents in the region (73).

35 individuals were displaced to Laas Caanood/ Howl-Wadaag settlement, making it the largest displacement incident due to Other.

- district was the district with the second highest recorded displacement incidents in the region (-).

20 individuals were displaced to Sahdheer settlement, making it the second largest displacement incident due to Other.

- district was the district with the third highest recorded displacement incidents in the region (-).

18 individuals were displaced to Laas Caanood/ Wadajir settlement, making it the third largest displacement incident due to Other.

In October 2023, 1% of protection violations across Somalia were recorded in Sool region.

Laas Caanood district had the highest recorded percentage of protection violations across the Sool region (100%).

The highest recorded protection violations in the region from January to October 2023 include the following:

- Physical Assault/Attack Not Resulting In Death (46%)

Laas Caanood district was the distict with the highest number of protection violations in the region from January 2016 to October 2023 (2339).

Top 3 Protection Risks Identified

1. Gender-based violence
2. Presence of Mine and other explosive ordnance
3. Theft, extortion, forced eviction or destruction of personal property

PRIORITY NEED ON ARRIVAL (OCTOBER 2023 IN %)

Food	0%
Water	0%
Shelter	0%
Health	0%
Protection[4]	100%
Livelihood	0%
Transport	0%
Other	0%

[6]Protection figures are underreported due to the concerns related to the sensitivey of this topic in the context of Somalia.

This dashboard should be read in conjunction with the Notes on PRMN Methodology which outline the approach and certain limitations. More information on Somalia can be found on the UNHCR Somalia Data Portal.

UNHCR is grateful for the generous contributions of donors who have directly contributed to the UNHCR Somalia operation in 2023

Implemented by:

NRC NORWEGIAN REFUGEE COUNCIL

United Nations CERF Central Emergency Response Fund

From the People of Japan

WFP World Food Programme

PROTECTION & RETURN MONITORING NETWORK (PRMN)

TOGDHEER, SOMALIA | OCTOBER 2023

UNHCR The UN Refugee Agency | Somalia

	OCTOBER 2023	IN 2023
# OF INCIDENTS THAT CAUSED DISPLACEMENT	58	572
# OF NEWLY DISPLACED POPULATION	385	55935
# OF PROTECTION VIOLATIONS RECORDED[1]	48	367

[1]Some protection violations were not recorded due to security risks in some regions.

TRIGGERS OF DISPLACEMENT (OCTOBER 2023 IN %)

Drought	55%
Flood	0%
Other	43%
Conflict	2%

DEMOGRAPHICS (OCTOBER 2023)[3]

Girls	Boys	Women	Men	Elderly
127	128	60	51	19

[3]Disaggregated data for displaced persons are based on those displacement reports where data has been collected at household level.

PROTECTION VIOLATIONS CONCERNING CHILDREN, WOMEN AND MINORITIES (2023 IN %)

Children	Women	Minorities[2]
12%	90%	0%

[2]Members of minority clans include the Benadiri, Bantu, AUGUSTIe, Barawans, Gardere, Yakabur and Rahanweyne.

SPECIFIC NEEDS OF THOSE WHO EXPERIENCED PROTECTION VIOLATIONS (IN 2023)[4]

Child at risk	Women at risk	Disabilities	Elderly at risk	Others[5]
8%	85%	0%	0%	7%

[4]In Oct 2023, 64 specific needs were recorded of those individuals who experienced protection violations.
[5]Others who are at risk include the following categories family unit, specific legal and physical protection needs, unaccompanied or seperate child, pregnant or lactating, serious medical condition, single parent, SGBV and torture.
Individuals can have multiple vulnerabilities

DISPLACEMENT LOCATION (OCTOBER 2023)

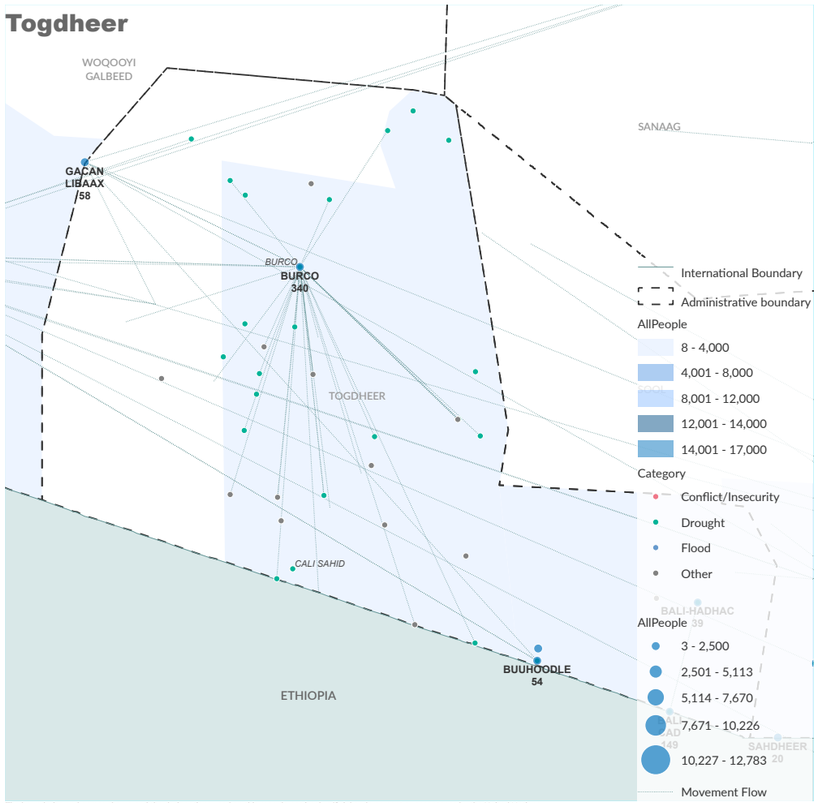

The boundaries and names shown and the designations used on this map do not imply official endorsement or acceptance by the United Nations.

Burco district was the district with the highest recorded displacement incidents in the region (380).

199 individuals were displaced to Burco settlement, making it the largest displacement incident due to Drought.

Owdweyne district was the district with the second highest recorded displacement incidents in the region (5).

166 individuals were displaced to Burco settlement, making it the second largest displacement incident due to Other.

- district was the district with the third highest recorded displacement incidents in the region (-).

8 individuals were displaced to Burco settlement, making it the third largest displacement incident due to Conflict/Insecurity.

In October 2023, 4% of protection violations across Somalia were recorded in Togdheer region.

Burco district had the highest recorded percentage of protection violations across the Togdheer region (96%).

The highest recorded protection violations in the region from January to October 2023 include the following:

- Domestic Violence (67%)
- Physical Assault/Attack Not Resulting In

Burco district was the distict with the highest number of protection violations in the region from January 2016 to October 2023 (770).

Top 3 Protection Risks Identified

1. Gender-based violence
2. Child, early or forced marriage
3. Child and forced family separation

PRIORITY NEED ON ARRIVAL (OCTOBER 2023 IN %)

Food	31%
Water	0%
Shelter	23%
Health	10%
Protection[4]	0%
Livelihood	36%
Transport	0%
Other	0%

[6]Protection figures are underreported due to the concerns related to the sensitivey of this topic in the context of Somalia.

This dashboard should be read in conjunction with the Notes on PRMN Methodology which outline the approach and certain limitations. More information on Somalia can be found on the UNHCR Somalia Data Portal.

UNHCR is grateful for the generous contributions of donors who have directly contributed to the UNHCR Somalia operation in 2023

Implemented by:

NRC NORWEGIAN REFUGEE COUNCIL

United Nations CERF Central Emergency Response Fund

From the People of Japan

WFP World Food Programme

PROTECTION & RETURN MONITORING NETWORK (PRMN)

WOQOOYI GALBEED, SOMALIA | OCTOBER 2023

UNHCR The UN Refugee Agency | Somalia

	OCTOBER 2023	IN 2023
# OF INCIDENTS THAT CAUSED DISPLACEMENT	9	363
# OF NEWLY DISPLACED POPULATION	59	1926
# OF PROTECTION VIOLATIONS RECORDED[1]	126	869

[1]Some protection violations were not recorded due to security risks in some regions.

TRIGGERS OF DISPLACEMENT (OCTOBER 2023 IN %)

Drought	100%
Flood	0%
Other	0%
Conflict	0%

DEMOGRAPHICS (OCTOBER 2023)[3]

Girls	Boys	Women	Men	Elderly
19	20	9	8	3

[3]Disaggregated data for displaced persons are based on those displacement reports where data has been collected at household level.

PROTECTION VIOLATIONS CONCERNING CHILDREN, WOMEN AND MINORITIES (2023 IN %)

Children	Women	Minorities[2]
10%	92%	0%

[2]Members of minority clans include the Benadiri, Bantu, AUGUSTIe, Barawans, Gardere, Yakabur and Rahanweyne.

SPECIFIC NEEDS OF THOSE WHO EXPERIENCED PROTECTION VIOLATIONS (IN 2023)[4]

Child at risk	Women at risk	Disabilities	Elderly at risk	Others[5]
14%	86%	0%	0%	1%

[4]In Oct 2023, 70 specific needs were recorded of those individuals who experienced protection violations.
[5]Others who are at risk include the following categories family unit, specific legal and physical protection needs, unaccompanied or seperate child, pregnant or lactating, serious medical condition, single parent, SGBV and torture. Individuals can have multiple vulnerabilities

DISPLACEMENT LOCATION (OCTOBER 2023)

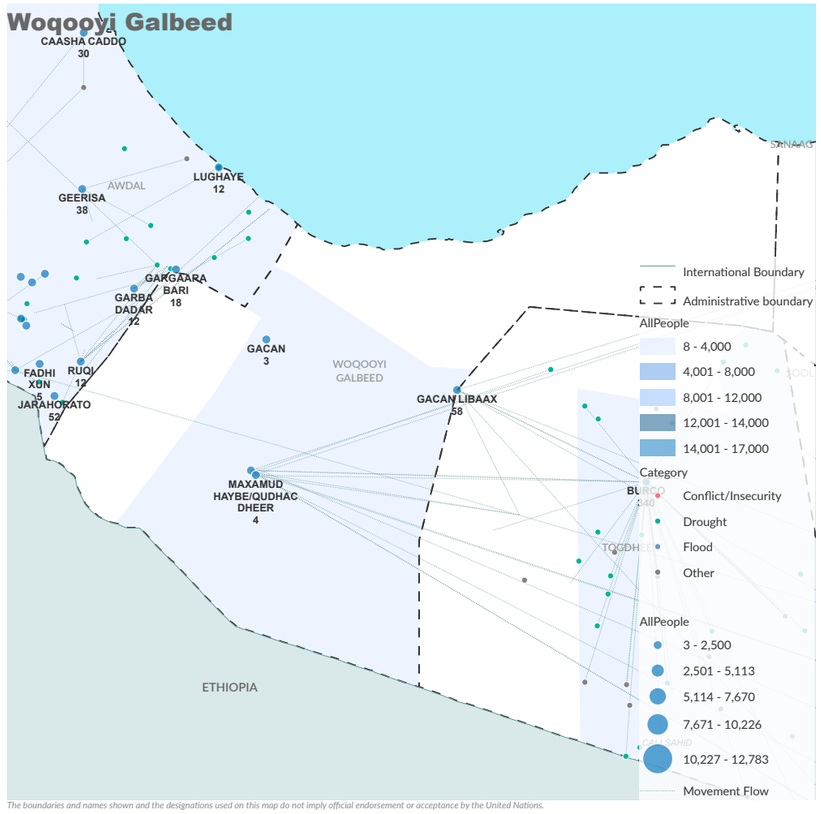

The boundaries and names shown and the designations used on this map do not imply official endorsement or acceptance by the United Nations.

Hargeysa district was the district with the highest recorded displacement incidents in the region (59).

40 individuals were displaced to 26-Jun settlement, making it the largest displacement incident due to Drought.

- district was the district with the second highest recorded displacement incidents in the region (-).

19 individuals were displaced to Gacan Libaax settlement, making it the second largest displacement incident due to Drought.

- district was the district with the third highest recorded displacement incidents in the region (-).

- individuals were displaced to - settlement, making it the third largest displacement incident due to -.

In October 2023, 9% of protection violations across Somalia were recorded in Woqooyi Galbeed region.

Hargeysa district had the highest recorded percentage of protection violations across the Woqooyi Galbeed region (100%).

The highest recorded protection violations in the region from January to October 2023 include the following:

- Domestic Violence (50%)
- Physical Assault/Attack Not Resulting In

Hargeysa district was the distict with the highest number of protection violations in the region from January 2016 to October 2023 (9789).

Top 3 Protection Risks Identified

1. Unlawful impediments or restrictions to freedom of movement, siege and forced displacement.
2. Theft, extortion, forced eviction or destruction of personal property
3.

PRIORITY NEED ON ARRIVAL (OCTOBER 2023 IN %)

Food	73%
Water	27%
Shelter	0%
Health	0%
Protection[4]	0%
Livelihood	0%
Transport	0%
Other	0%

[6]Protection figures are underreported due to the concerns related to the sensitivety of this topic in the context of Somalia.

This dashboard should be read in conjunction with the Notes on PRMN Methodology which outline the approach and certain limitations. More information on Somalia can be found on the UNHCR Somalia Data Portal.

UNHCR is grateful for the generous contributions of donors who have directly contributed to the UNHCR Somalia operation in 2023

Implemented by:

NRC NORWEGIAN REFUGEE COUNCIL

United Nations CERF Central Emergency Response Fund

From the People of Japan

WFP World Food Programme