Environment & Energy Dashboard

Uganda Refugee Response Plan (RRP) 2022-2023

Q3 2023

January - September 2023

ENVIRONMENT OVERVIEW

OUTCOME 1: POCs access an environment where natural resources are managed through sustainable settlement land use plans

Results Analysis

By the end of Quarter 3, an additional 82 hectares (ha) of degraded central forest reserves (CFRs) were replanted by the National Forestry Authority. This was in Londonga, Yumbe (45ha) and Lokiragodo, Maracha (37ha) Central Forest Reserves (CFR), respectively bringing the total number of hectares restored this year to 200ha (100% achievement rate) and the cumulative hectarage of restored CFRs is 1,221 hectares since 2019. In addition, 673 hectares of replanted area of CFRs has been maintained which is beyond the set target of 600ha. Two rounds of maintenance through spot weeding, slash weeding, and strip weeding were carried out. Furthermore, a total of 860ha of new woodlots were established of which 79.7% in West Nile, 12.3% in the southwest and 8% in the host community. The woodlots are intended to replenish the tree cover in the refugee-hosting landscapes but also to supply fuelwood for cooking. Also, 779 hectares of already established woodlots were maintained to ensure the seedlings survive. This represents 17.1% of the annual target. Up to 9,943,107 assorted tree seedlings have been produced in the NFA nurseries of which a total 7,013,154 had been distributed to the beneficiaries for transplanting to the beneficiaries by the end of September.

Challenges;

Key challenges to implementation included: limited availability of highly demanded tree seedlings such as teak and erratic rainfall.

Key priorities;

For the next quarter, the key activities shall include the commencement of procurements for the requirements for seedling production for 2024, mapping of woodlots established in West Nile settlements; finalization of the government pledges for the Global Refugee Forum (GRF) 2023 under the Climate Action thematic area and the maintenance of fire lines in the restored area of central forest reserves ahead of the dry season, among others.

KEY PERFORMANCE INDICATORS AND ACTIVITY OUTPUTS

Output 1: Natural resources restored and managed sustainably

Hectares of woodlots established

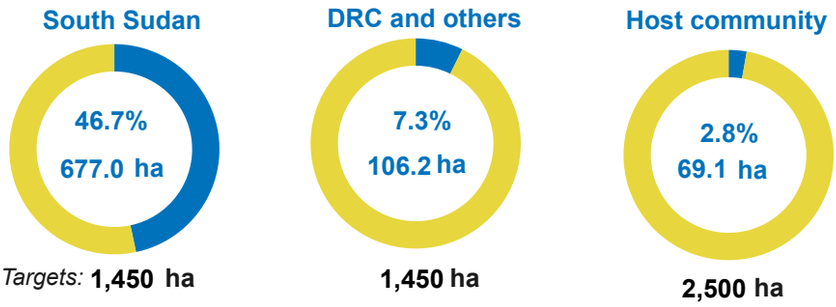

Targets: **1,450 ha** | **1,450 ha** | **2,500 ha**

Hectares woodlots maintained

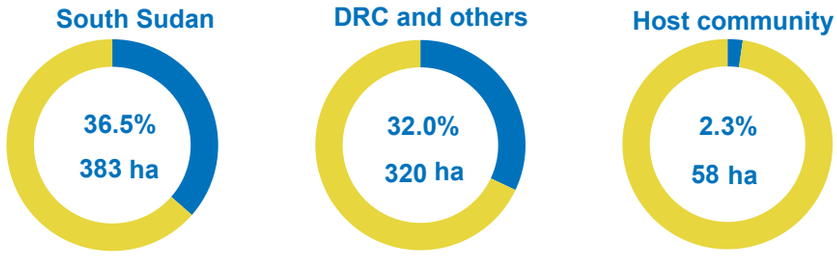

Targets: **1,050 ha** | **1,000 ha** | **2,500 ha**

2
Commemorations: World Wetlands Day and World Forests Day

293
Environment awareness sessions held

12
Radio shows on environment related programs

9,943,107
Assorted tree seedlings raised

7,013,154
Seedlings distributed

667.24ha of woodlots in settlements mapped in southwest, Midwest and North

Seedlings planted over the years (in millions)

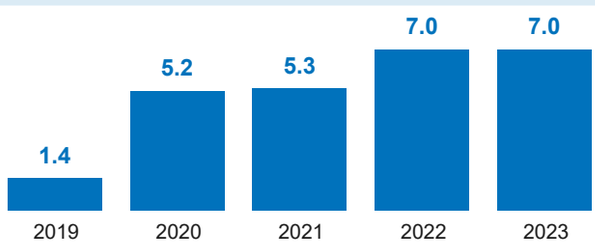

Area restored over the years (in hectares)

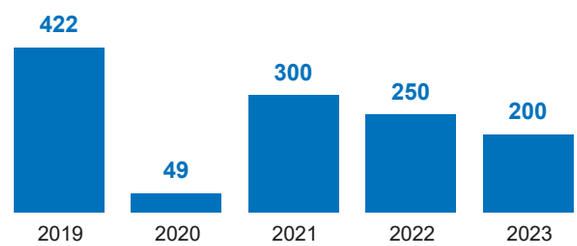

Achievements data: ActivityInfo **Author:** UNHCR Representation in Uganda **Feedback:** ugakaimug@unhcr.org **For more info:** https://data.unhcr.org/en/country/uga

Sectors contacts: John Paul Magezi (OPM) johnpaulmagezi@gmail.com Miriam Natabo (UNHCR) natabo@unhcr.org

Published: *November 2023*

Environment & Energy Dashboard

Uganda Refugee Response Plan (RRP) 2022-2023

Q3 2023

January - September 2023

ENERGY OVERVIEW

OUTCOME 2: POCs adopt and use affordable, reliable, sustainable and modern energy

Results Analysis

A total of 29,658 energy-saving cookstoves were distributed disseminated at the household level by the end of Quarter 3 of which 60.1% (17,824 stoves) in South Sudan situation, 21.2% (6,276 stoves) among Congolese households, 18.7% (5,558 stoves) among the host community and the rest (60 stoves) among urban refugees. This brings the overall implementation rate to only 40.6% out of the target of 73,000 improved cookstoves planned for the year in line with the Uganda Refugee Response Plan 2022-2023. They were constructed and/or disseminated with the help of 686 locally trained artisans with some of the stoves disseminated among persons with specific needs.

In addition, 19 energy-saving institutional cookstoves have been constructed of which 52.6% in West Nile (5 in Palabek, and 5 in Adjumani), 2 in Kampala and the remainder in southwest. 900 households were reached with clean alternative fuels for cooking such as briquettes and solar e-cooking. The use of the stoves will reduce the demand for firewood for these households and institutions thereby reduce pressure on existing tree resources.

Challenges: The operation continues to receive new arrivals even with dwindling resources.

Key priorities:

Solarisation of health centers and schools, solarisation of two UNHCR offices, dissemination of improved cookstoves among households, awareness creation, and solar off-grid solutions for socio-economic transformation. 29,658 households were supported with biomass energy-saving stoves, 17,000kg of briquettes produced, 686 local stove artisans were trained, and 266 generators are in operation.

KEY PERFORMANCE INDICATORS AND ACTIVITY OUTPUTS

Output 1: Access to energy efficient technologies and fuels for cooking

Households supported with clean and/or energy efficient technologies for cooking

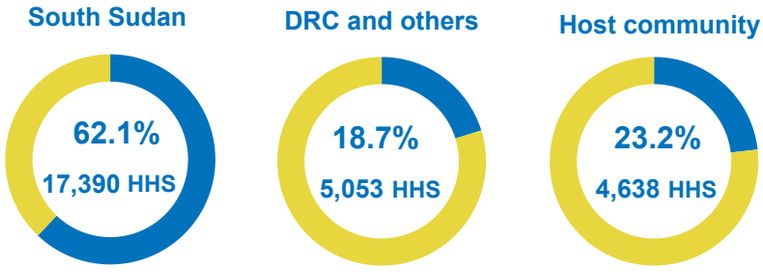

Targets: **28,000 HHS** | **25,000 HHS** | **20,000 HHS**

Households using clean and alternative fuels for cooking

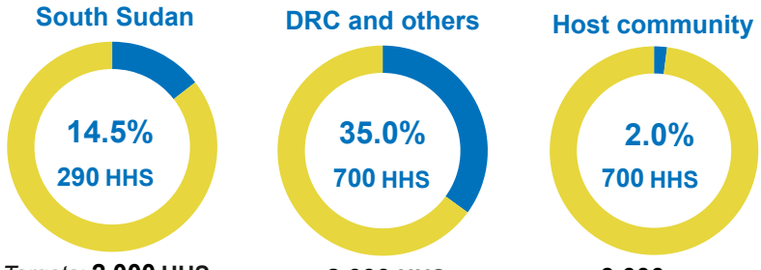

Targets: **2,000 HHS** | **2,000 HHS** | **3,000 HHS**

27,081 HHs supported with improved biomass energy- saving stoves

1,861 Local stove artisans trained

17,000 kg Briquettes produced

266 Generators in operation

Note: *Blank filters mean that no data was reported on the indicator for that specific period*

Local stove artisans trained

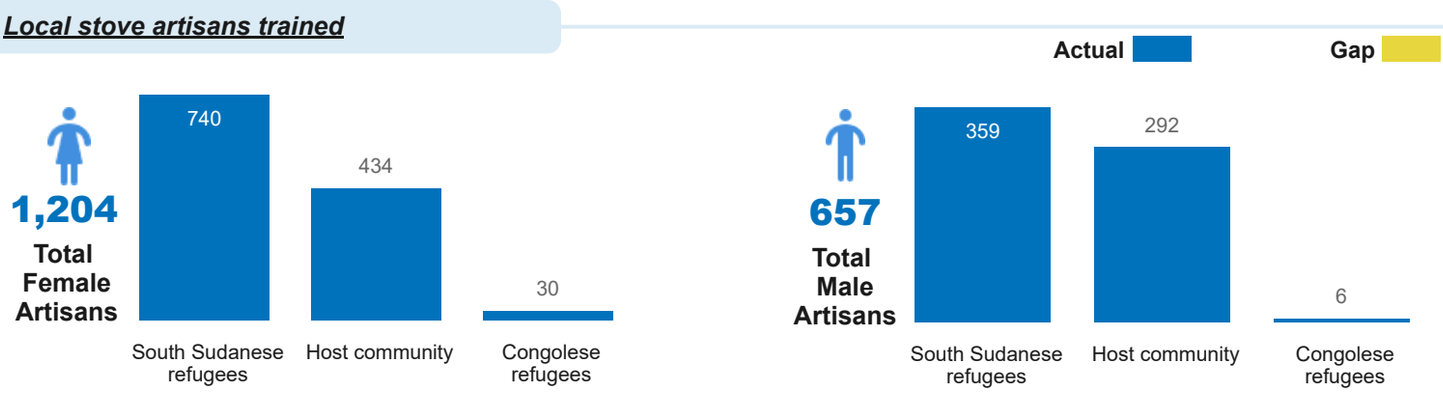

INSTITUTIONAL STRENGTHENING OVERVIEW

OUTCOME 3: Natural resource management and settlement planning integrated across all sectors

Intersector coordination

5 WorkGrEEn and SSNFI inter-sector Coordination monthly meetings held

9 ECCDPG (Environment & Climate Change Development Partners Group) monthly coordination meetings held

5 GRF Technical Preparatory meetings on the Climate Action thematic area held

Water, Sanitation & Hygiene

42% of water pumped through renewable energy (as of September 2023)

3.2MW of installed renewable energy for water supply

Health & Nutrition

0.3MW MW of installed solar PV in health facilities

Education

7 School(s) solarized

FUNDING

18 Partners

24M Total funding required

0.06M	24M
Received 0.3%	Gap 99.7%

Partners

Agency for Accelerated Regional Development (AFARD) | ALIGHT| African Women and Youth Action for Development (AWYAD) | Catholic Relief Services (CRS) | Child Fund International (CFI)| DanChurchAid (DCA) | Danish Refugee Council (DRC) | District Local Government (DLG) | Food and Agriculture Organization of the United Nations (FAO) | Finnish Mission Uganda (FIDA/FMU)| International Council for Research in Agroforestry Uganda (ICRAF) | International Organisation of Migration (IOM)| Joint Energy and Environment Projects (JEEP) | Joint Effort to Save the Environment (JESE) | Lutheran World Federation (LWF) | Mercy Corps (MC) | National Forestry Authority (NFA) | Nsamizi Training Institute for Social Development (Nsamizi) | Oxford Committee for Famine Relief (Oxfam) | Uganda Red Cross Society (URSC) | Rural Initiative for Community Empowerment in West Nile (RICE-WN) | Raising Gabdho Foundation (RGF) | Save the Children International (SCI) | Welthungerhilfe (WHH) | World Vision International (WVI) | ZOA International (ZOA) | African Agency for Integrated Development (AAID) | CARITAS | Cooperazione e Sviluppo (CESVI) | Belgian Development Agency (ENABEL) | Welthungerhilfe (WHH) | World Vision International (WVI) | Ayuda en Acción (AyudaEA)

Operational presence by Location

KOBOKO

DCA, UNHCR

YUMBE

Caritas, DCA, ENABEL, IOM, SCI, WHH, WVI

ADJUMANI

AyudaEA, ENABEL, JEEP, LWF

MADI OKOLLO & TEREGO

DCA, ENABEL, ICRAF, SCI

KIKUUBE

CRS, Nsamizi

KYEGEGWA

FCA, Nsamizi

KAMWENGE

AAID, LWF, Nsamizi

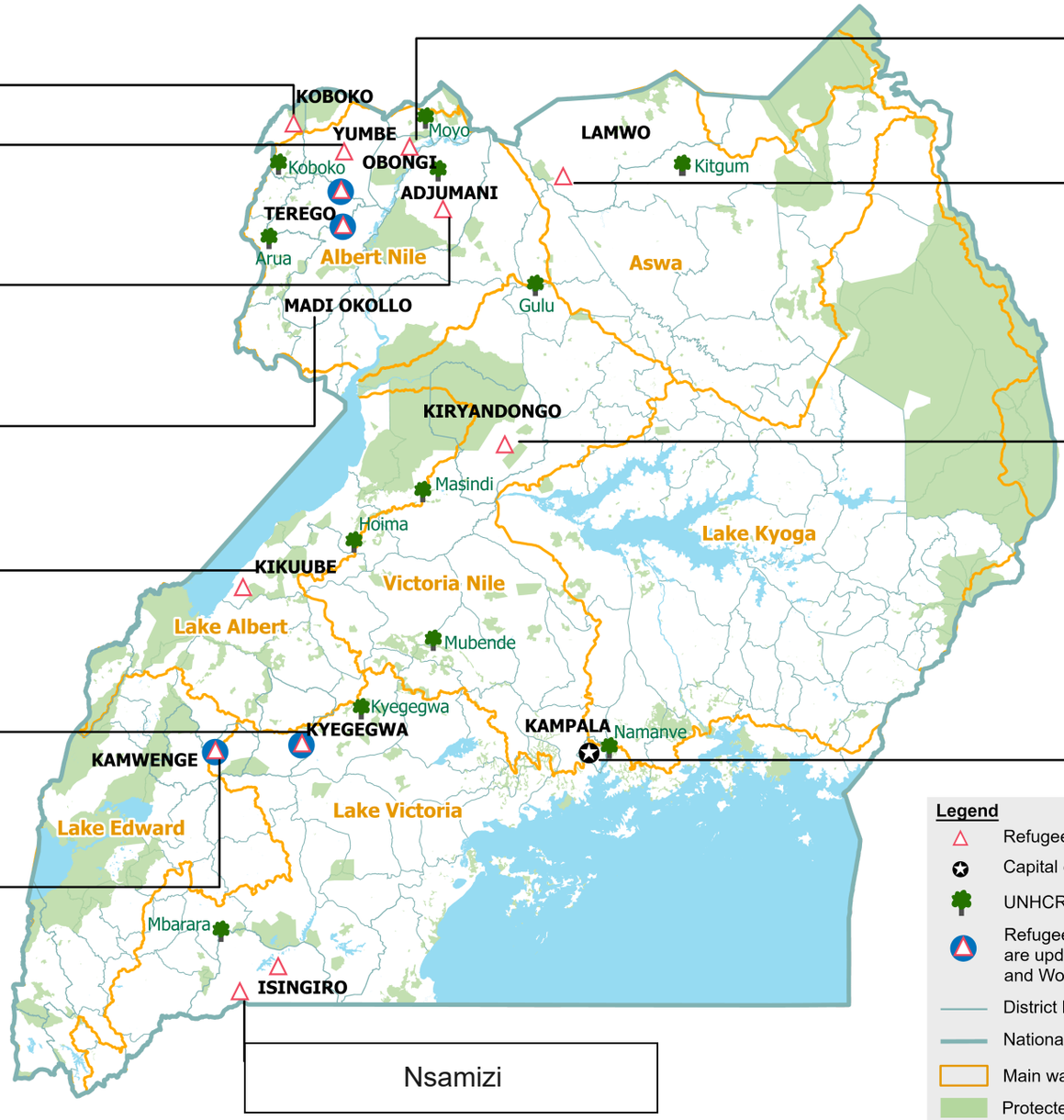

Nsamizi

OBONGI

LWF, URCS

LAMWO

CESVI, Lamwo DLG, LWF

KIRYANDONGO

DCA, ENABEL, SCI

KAMPALA

DCA

Select reporting period

Q3 2023

African Agency for Integrated Development (AAID), Ayuda en Acción (AyudaEA), Belgian Development Agency (ENABEL), Caritas, Catholic Relief Services (CRS), Cooperazione e Sviluppo (CESVI), DanChurchAid (DCA), Finn Church Aid (FCA), International Council for Research in Agroforestry Uganda (ICRAF), Joint Energy and Environment Projects (JEEP), Lamwo District Local Government (LDLG), Lutheran World Federation (LWF), NSAMIZI, Save the Children International (SCI), Uganda Red Cross Society (URCS), United Nations Migration Agency (IOM), Welthungerhilfe (WHH), World Vision International (WVI)

Achievements data: *ActivityInfo* | **Author:** *UNHCR Representation in Uganda* | **Feedback:** *ugakaimug@unhcr.org* | **Published:** *November 2023* | **Reporting Period:** *January - September 2023* | **For more info:** *https://data.unhcr.org/en/country/uga*

Environment & Energy Dashboard

Uganda Refugee Response Plan (RRP) 2022-2023

Q3 2023

January - September 2023

Operational presence by Location

District	Location Type	Location Name	Partner Name
All	All	All	All

Refresh page

Hover over bubbles to see the partners in each location, the bigger the bubble, the higher the number of partners in that location

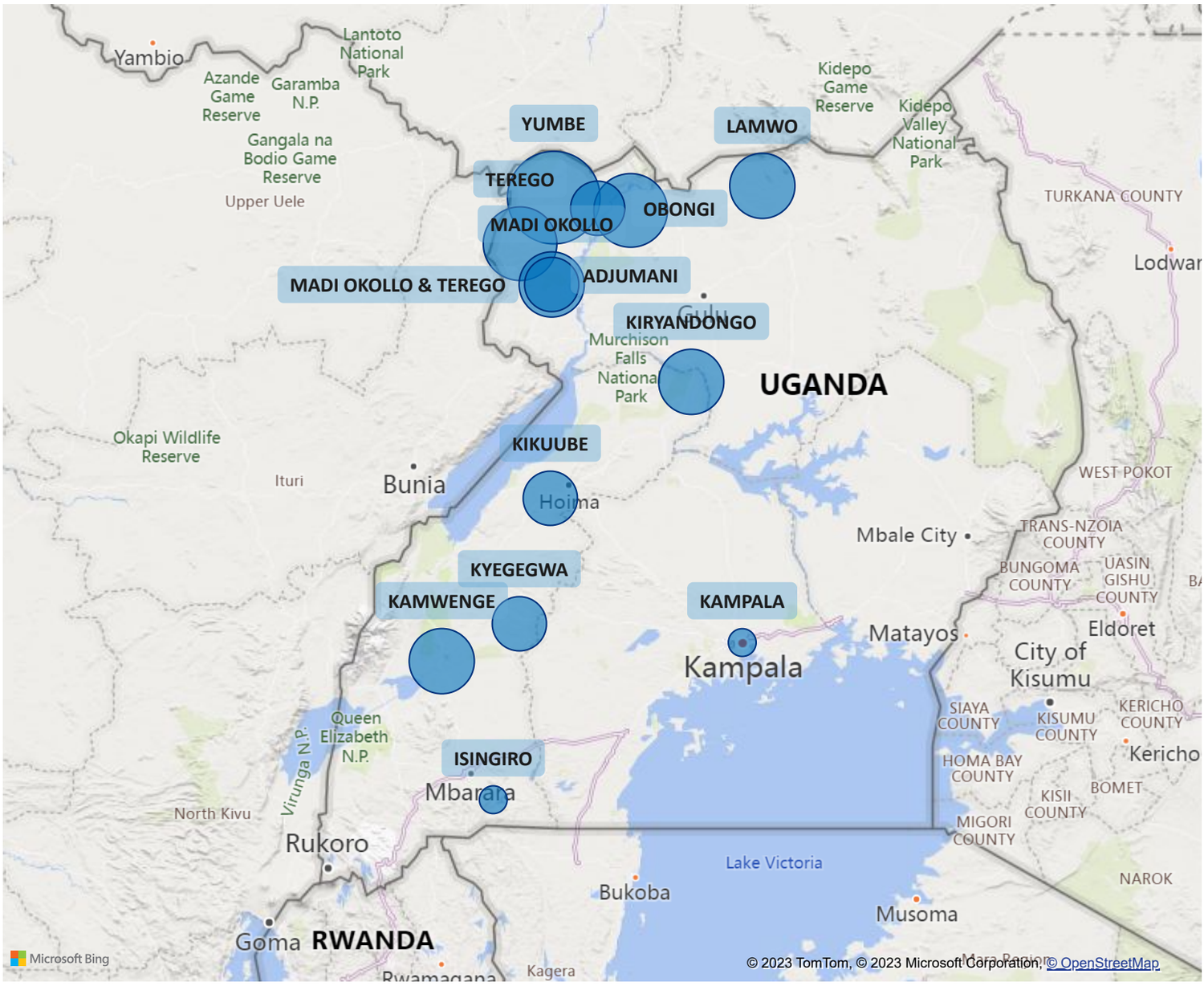

Achievements data: *ActivityInfo*
Published: *November 2023*

Author: *UNHCR Representation in Uganda*
For more info: *https://data.unhcr.org/en/country/uga*

Feedback: *ugakaimug@unhcr.org*

Link to: Interactive dashboard

Scan QR code to access the dashboard online

Environment & Energy Dashboard

Uganda Refugee Response Plan (RRP) 2022-2023

Q3 2023

January - September 2023

Performance Indicator summary

OUTCOME 1: ENVIRONMENT

# of Hectares of wetlands restored and protected

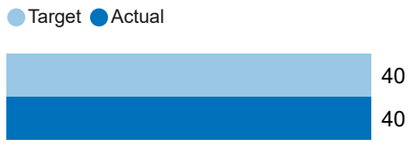

Hectares of woodlots/ plantations established

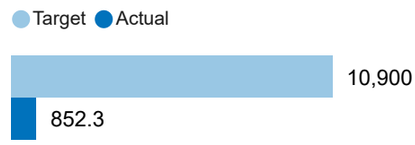

# of Hectares of woodlots/ plantations maintained

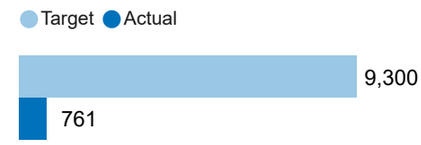

# of awareness and sensitization radio shows conducted

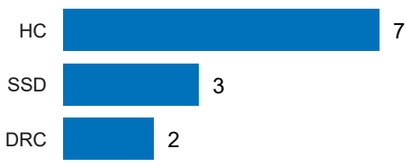

# of environment sensitization trainings conducted

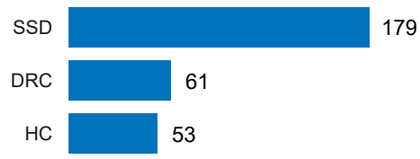

# of beneficiaries reached through cash for work (Natural resources)

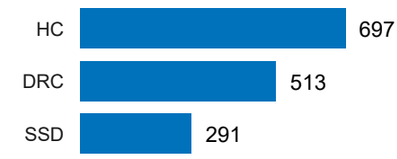

OUTCOME 2: ENERGY

# of HHs supported with clean and energy efficient technologies for cooking

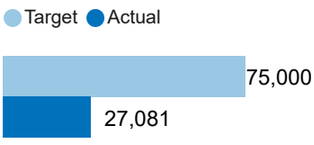

# of HHs using clean and alternative fuels for cooking

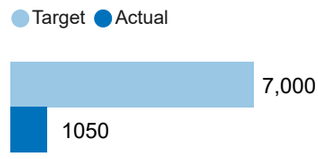

# of institutions using energy efficient cooking technologies

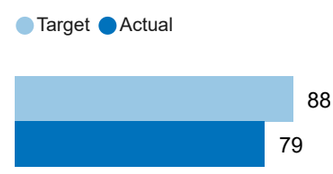

Amount of briquettes produced for own consumption (Kgs)

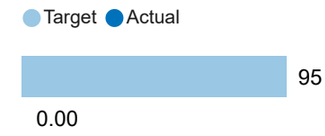

# of local artisans training, certified and engaged in construction of energy effi…

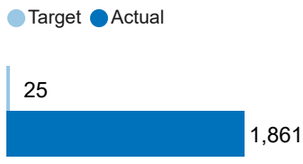

# of energy saving stoves made

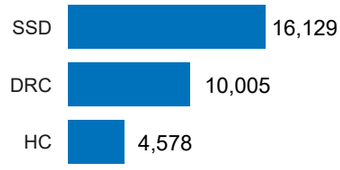

# of households using briquettes for cooking

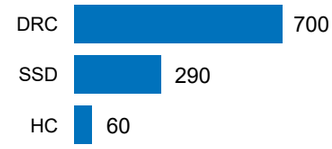

# of trained/ certified technicians for installation, repair and maintenance of s…

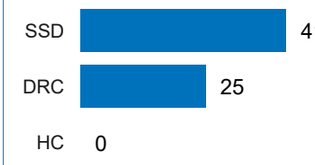

# of sensitizations conducted on energy saving practices



# of Individuals trained as TOTs

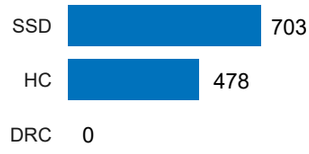

# of beneficiaries receiving cash

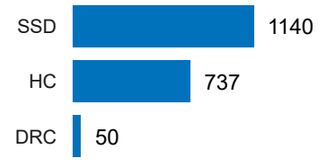

Total cash value of cash for work (UGX)

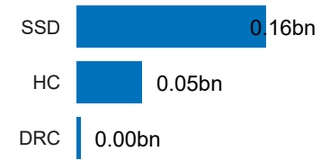

Indicator Performance Matrix*

Indicator	Target	Actual	% Variance
# of hectares for wetlands, lakeshores and riverbanks restored and protected	40	20.00	50%
# of hectares of woodlots/plantations established	10,900	852.31	92%
# of hectares woodlots/plantations maintained	9,300	761.43	92%
# of hh supported with clean and/or energy efficient technologies for cooking	135,100	26,031.00	81%
# of hh using clean and alternative fuels for cooking	7,000	1,050.00	85%
# of institutions using energy efficient cooking tehcnologies	88	79.00	10%
# of local artisans trained, certified and engaged in construction/ fabrication of energy efficient cooking tehcnologies	25	1,861.00	7,344%
# of tonnes of briquettes produced for cooking (broken down by used for own consumption and sold)	95	17,000.00	17,795%

Note: *Data in the indicator performance matrix* only shows cumulative progress as of current reporting period*