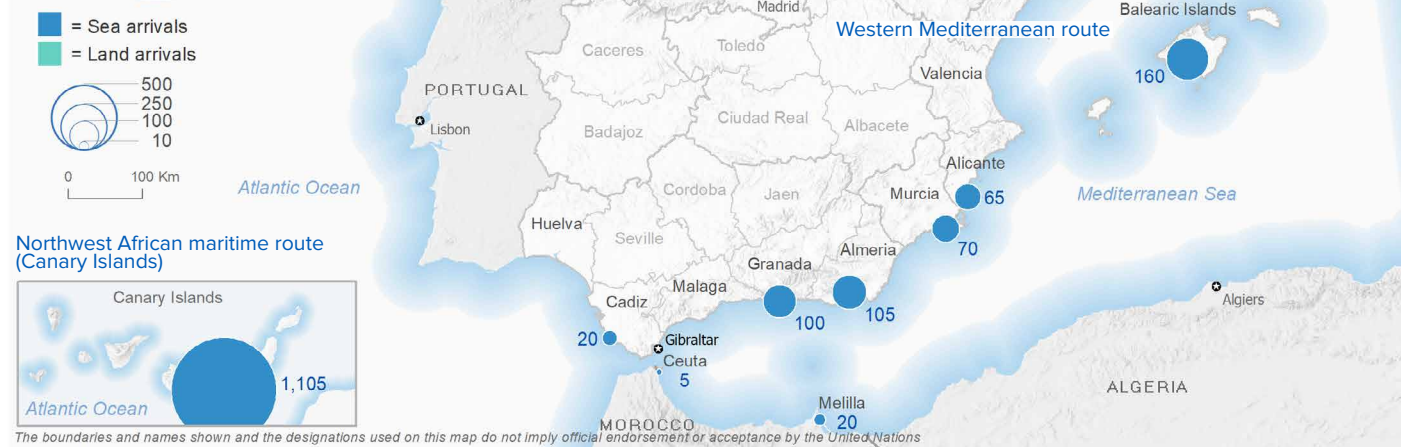


SPAIN Weekly snapshot - Week 46 (13 - 19 Nov 2023)

The charts below are based on figures from the Ministry of Interior and UNHCR estimates. All figures are provisional and subject to change

Refugees & migrants: sea and land arrivals in week 46¹



Arrivals in Spain

48,310
 Arrivals as of
 19 Nov 2023² +65%
 Dif. 2022

47,863
 Sea Arrivals²
 Dif. 2022: +74%

447
 Land Arrivals²
 Dif. 2022: -75%

1,645
 Arrivals Week 46¹
 Dif. last week: +255%
 Dif. 2022: +430%

Western Mediterranean

14,951
 Arrivals as of
 19 Nov 2023² +4%
 Dif. 2022

14,504
 Sea Arrivals²
 Dif. 2022: +15%

447
 Land Arrivals²
 Dif. 2022: -75%

542
 Arrivals Week 46¹
 Dif. last week: +113%
 Dif. 2022: +287%

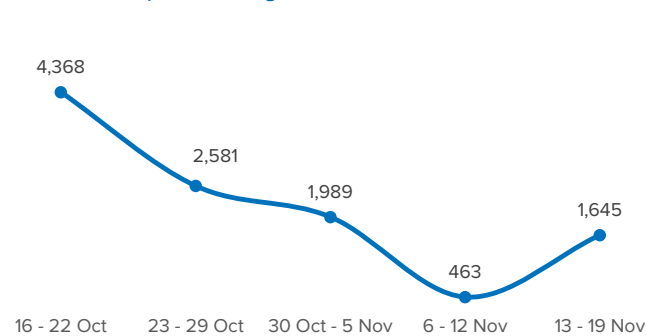
Northwest African maritime (Canary Islands)

33,359
 Arrivals as of
 19 Nov 2023² +124%
 Dif. 2022

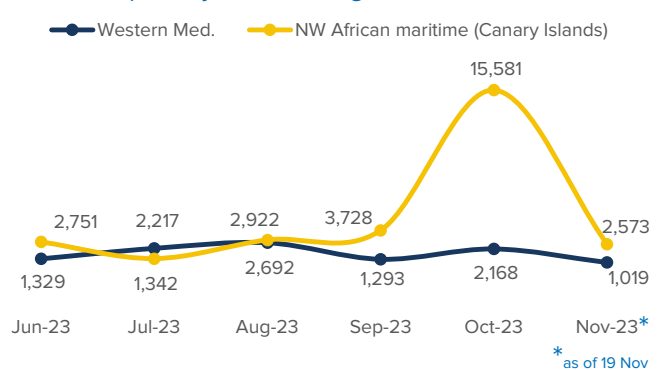
33,359
 Sea Arrivals²
 Dif. 2022: +124%

1,103
 Arrivals Week 46¹
 Dif. last week: +428%
 Dif. 2022: +547%

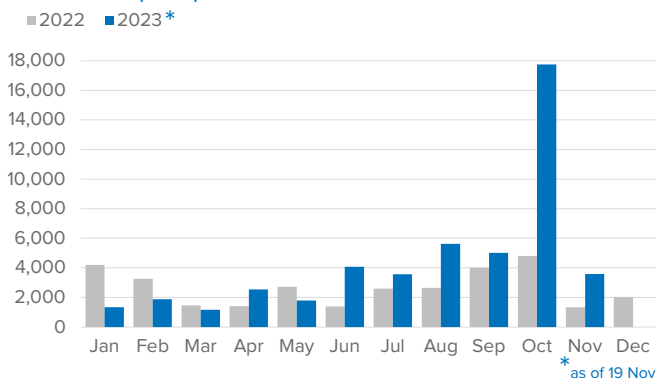
Arrivals in Spain during the last five weeks¹



Arrivals in Spain by route during the last six months²



Arrivals in Spain per month²



Arrivals in Spain per year²

