

ITALY Sea arrivals dashboard

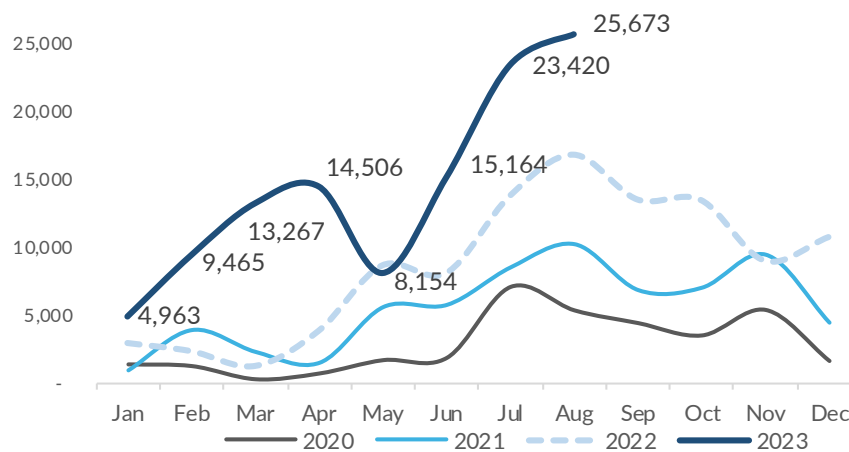
Overview

In the first eight months of the year, 114,612 refugees and migrants arrived in Italy by sea, compared to 58,251 in the same period last year (+97%). Continuing the recent upward trend, August saw a 10% increase in arrivals compared to July. The vast majority of people arriving in August disembarked in Sicily (89%, eq. 22,923 persons), followed by Calabria (1,026), Apulia (508), Campania (444), Lazio (256), Tuscany (253), Marche (106), Sardinia (68), Liguria (49), and Abruzzo (40).

114,612 Jan-Aug 2023 ¹
58,251 Jan-Aug 2022 ¹

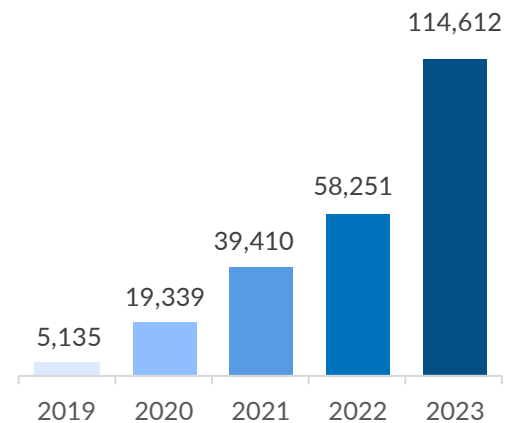
Monthly sea arrivals

January 2020 to August 2023
 30,000



Yearly sea arrivals

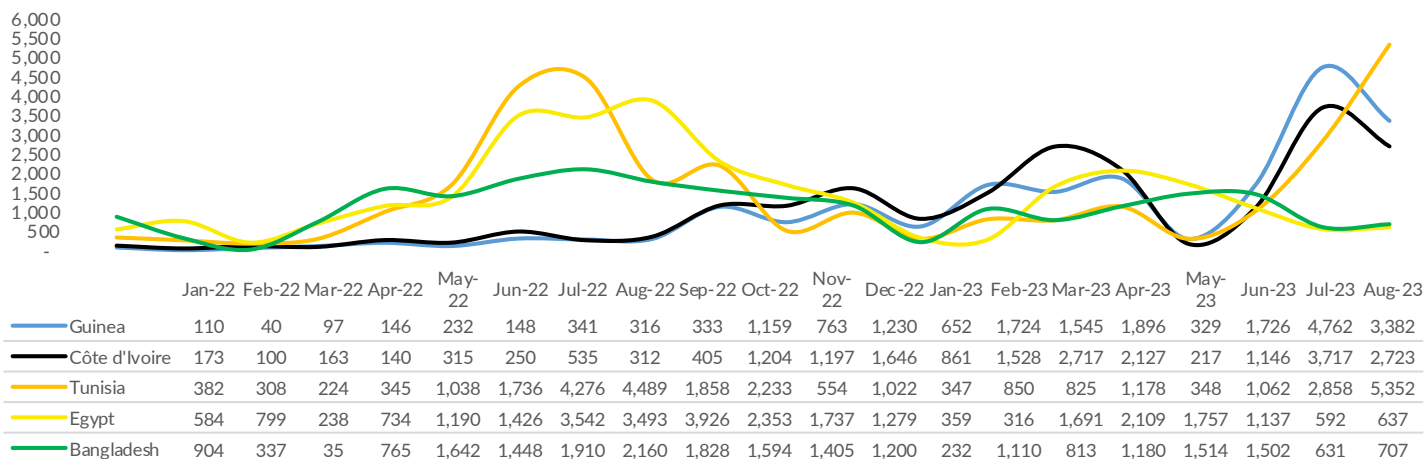
January to August, 2019-2023



Nationality of arrivals

Year to date, refugees and migrants reaching Italian shores have mainly originated from Guinea (14%), Côte d'Ivoire (13%), Tunisia (11%), Egypt (8%), Bangladesh (7%), Burkina Faso (6%), Pakistan (6%), the Syrian Arab Republic (5%), Mali (4%), and Cameroon (4%). In August, Tunisia once again emerged as the top nationality, comprising just over a fifth (21%) of total arrivals, a significant increase compared to the 12% in July. This was followed by Guineans at 13%, a decrease from 20% in July, and Ivorians at 11%, down from 16% in July. In August, arrivals from Sudan increased significantly by 73% compared to July, potentially resulting from the armed conflict erupted in mid-April between the Sudanese Armed Forces and the paramilitary Rapid Support Forces. An estimated 968,000 individuals crossed the border from Sudan to neighbouring countries (Ethiopia, South Sudan, Central African Republic, Chad and Egypt) from April to August 2023.² In August, the top three nationalities all primarily departed from Tunisia. In the same month, other nationalities arriving by sea who reached Italy in significant numbers were Burkina Faso, Sudan, Mali, and Gambia.

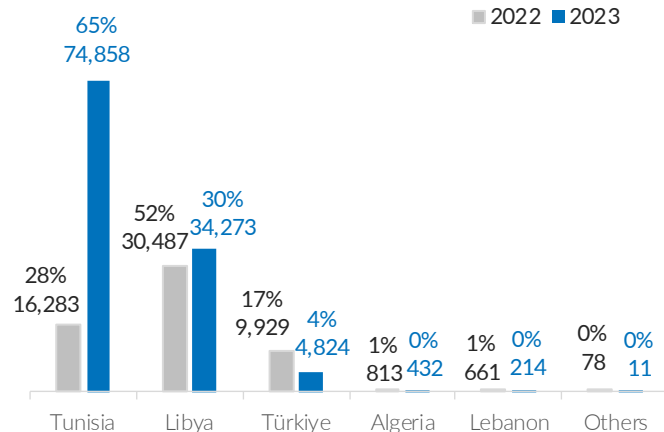
[Most common nationalities of arrivals](#) - January 2022 to August 2023



Country of embarkation

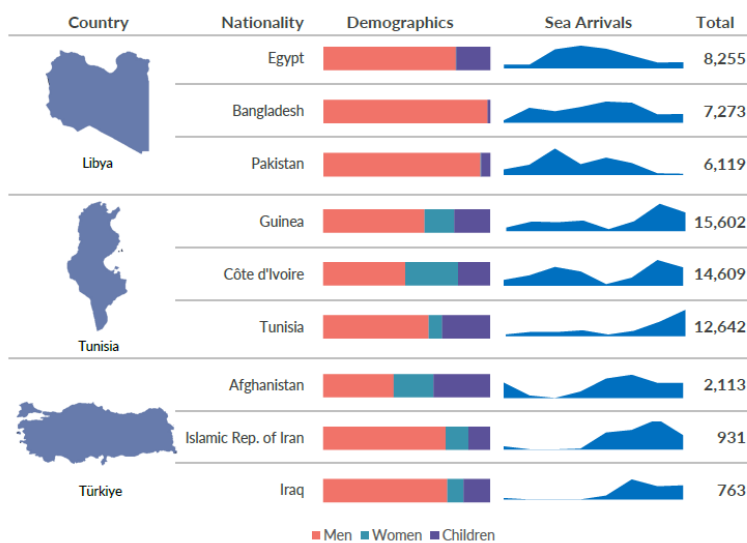
In the first eight months of 2023, 65% of sea crossings departed from Tunisia (74,858 persons; 2,115 disembarkations), followed by 30% from Libya (34,273 persons; 364 disembarkations), 4% from Türkiye (4,824 persons; 62 disembarkations), and less than 1% from Algeria (432 persons, 31 disembarkations) and other countries. In August, mirroring the previous months' pattern, the majority of migrants and refugees departed from Tunisia (80%). However, there was a slight decrease compared to the previous month (86%). Libya accounted for 16%, showing a slight increase from 9% in July. It is followed by Türkiye (3%), which has maintained a decreasing trend since May when it reached a peak of 10% of total sea arrivals, and less than 1% for Algeria, Lebanon, and Cyprus.

January to August 2022 - 2023



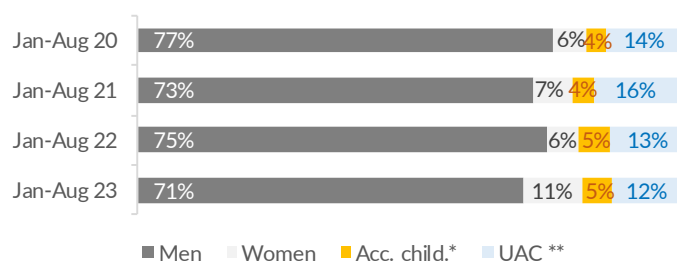
Due to rounding, percentages may not sum to 100% exactly

Top 3 nationalities by country of embarkation, January to August 2023



Demographics of arrivals

January to August 2020 - 2023



Due to rounding, percentages may not sum to 100% exactly

In the first eight months of 2023, most sea arrivals were adult men (71%), followed by unaccompanied children (UAC, 12%), adult women (11%), and accompanied children (5%).

In August 2023, 2,705 adult females reached Italian shores, mainly originating from Côte d'Ivoire (822), followed by Tunisia (502) and Guinea (492).

In the same period, 3,531 UAC arrived in Italy by sea. Main nationalities were Tunisian (972), Guinean (687), Gambian (490), and Ivorians (350).

Nationality and demographics of arrivals – January to August 2023

