UNHCR The UN Refugee Agency

DIMA - RBSA

Data, Identity Management and Analysis - Regional Bureau for Southern Africa

Population Data Analysis

Regional Bureau for Southern Africa

November 2023

Overview

By 30 November 2023, Southern Africa region hosts **9.9 million forcibly displaced populations**. This includes 797,500 refugees, 187,600 asylum-seekers, 33,700 others of concern, and 6.9 million internally displaced populations (IDPs) who moved as a result of conflicts. To that figures, 1,800 refugees and 2 million IDPs were announced to be returned during the reporting period. In addition, 1 million IDPs have also moved owing to climate change and disaster. An increase by 271,000 individuals among the IDPs were noticed as from October 2023. It should be noted that the Democratic Republic of Congo hosts **83 per cent** of the above-mentioned populations.

Outcomes of the Results Monitoring Surveys for Refugees and IDPs

Most of the socio-economic data emanating from census, surveys, and governments sources do not include Refugees and Asylum seekers, except ROC[1] and South Africa. Zambia and Malawi plan to include refugees in national surveys. For the region, one third of socio-economic data has been completed in ProGrès. The Results Monitoring Surveys (RMS) provide numerical data on the living conditions of Refugees and asylum seekers and include some indicators on the Sustainable Development Goal (SDG). Few RMS indicators cover health, shelter, financial services, land and property.

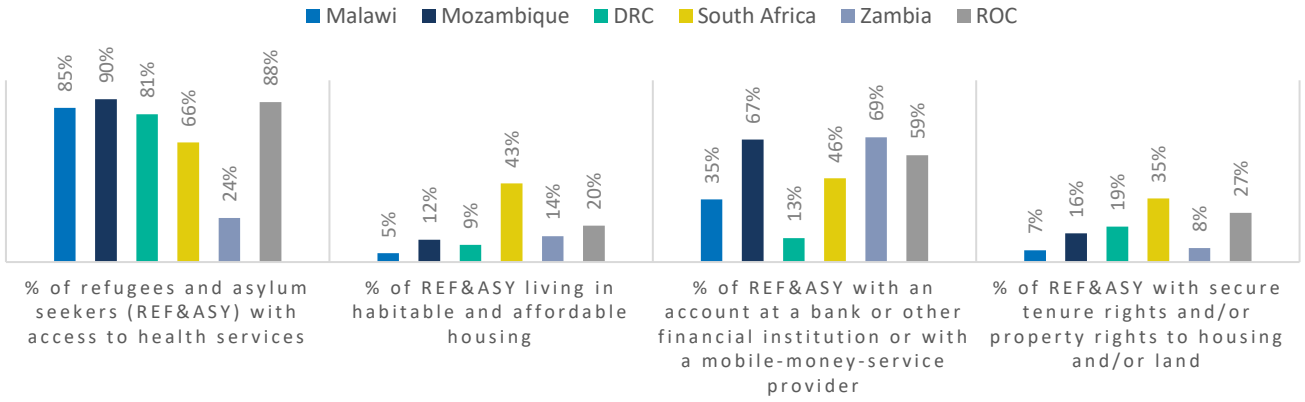

Figure 1: Selected indicators from the results monitoring surveys for refugees and asylum seekers 2022.

Access to health is high, except for Zambia with 24% of access rate as illustrated in the chart. Access to adequate and reasonable priced dwellings remains the biggest challenge for refugees and asylum seekers across the region, except in South Africa with a rate standing at 43%. Access to financial services is relatively better, but low in DRC (13%). Refugees and asylum seekers with secure access to land and property are few, except in the ROC (27%) and South Africa (35%). Zimbabwe recently completed its RMS and Angola is in the preparatory stage.

The outcomes of the RMS for IDPs demonstrated that access to health services is higher in Mozambigue (82%), while only 5% of them are living in adequate dwellings, 6% have access to financial services and 9% secure land and other properties. As regards to the DRC where socio-economic surveys outlining the living conditions of IDPs was conducted in some provinces, less than 1% live in adequate shelter, while 15% have access to financial services.

[1] ROC (Republic of Congo), DRC (Democratic Republic of Congo). RMS data: (https://ridl.unhcr.org/dataset/?q=RMS&page=2)

REGIONAL BUREAU FOR SOUTHERN AFRICA

POPULATIONS THAT UNHCR IS MANDATED TO PROTECT AND ASSIST

As of 30 November 2023

KEY FIGURES

9,922,225

FORCIBLY DISPLACED PEOPLE & RETURNEES[1]

As a result of persecution, conflict, violence, human rights violations, or events seriously disturbing public order.

1,020,512

Refugees, asylum-seekers, other of concern & returnees (10% of the overall forcibly displaced people and returnees population)**

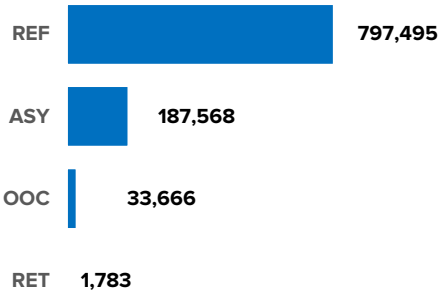

8,901,713

Conflict-induced IDPs and returned IDPs (90% of the overall forcibly displaced people and returnees population)**

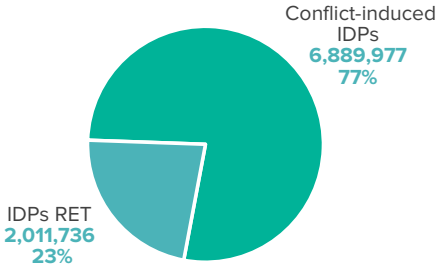

1 In addition, there are 1,001,539 people displaced internally in the context of disasters and climate change. The displacement occurred in the following countries:
Malawi (659,278), The Democratic Republic of the Congo (259,058), Mozambique (41,668) and Zimbabwe (41,535).

MAP OF POPULATIONS THAT UNHCR IS MANDATED TO PROTECT AND ASSIST

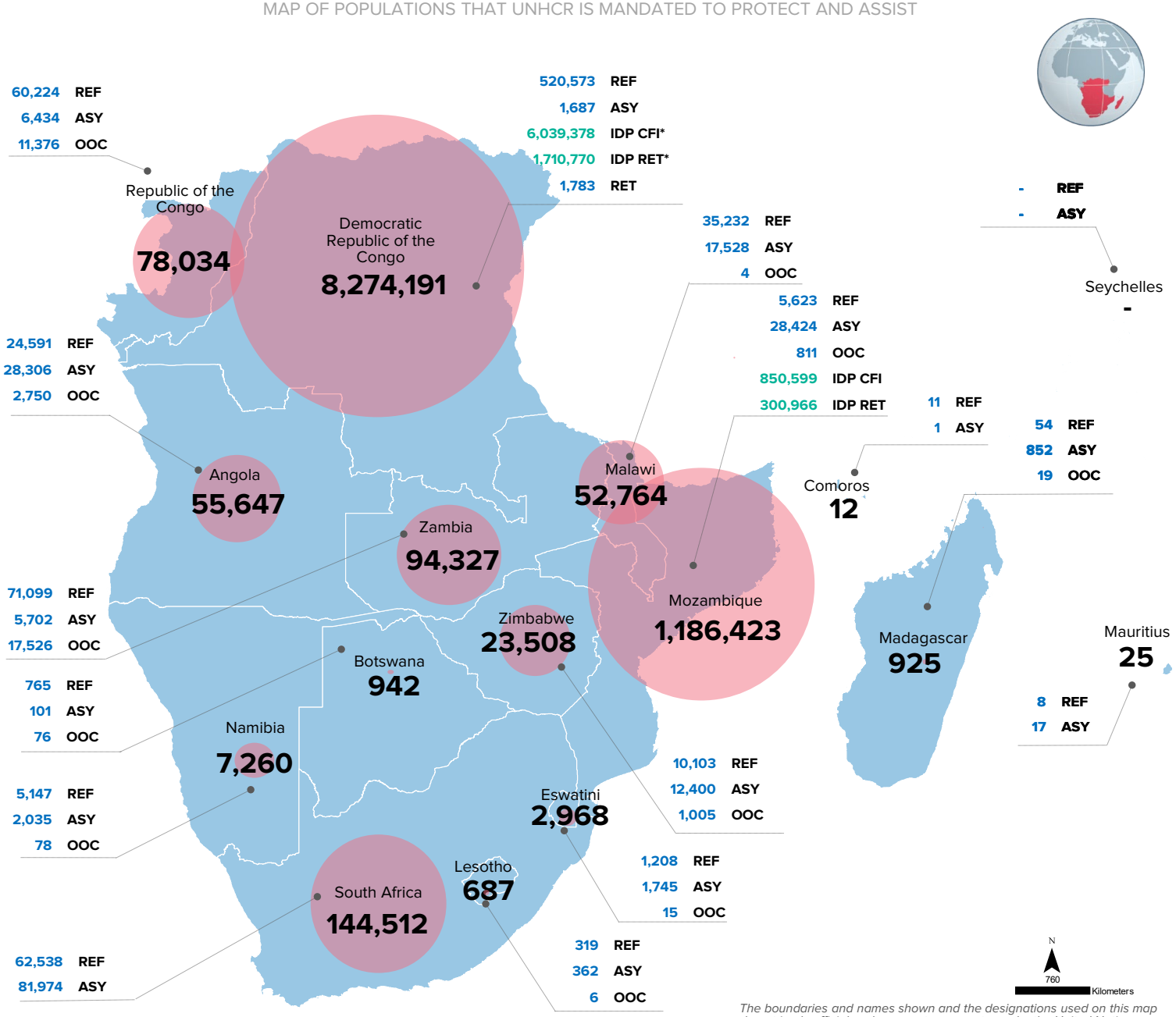

The boundaries and names shown and the designations used on this map do not imply official endorsement or acceptance by the United Nations

Author: UNHCR DIMA - RSA Contact: rsarbdima@unhcr.org

Source: REF, ASY, OOC, RET (UNHCR PRIMES, Government); **IDP DRC** (OCHA); IDP Zimbabwe & Mozambique (IOM); **IDP ROC** (Government, Ministry of Social Affairs and Humanitarian Action (MASAH).

Date of creation: As of 30 November 2023

For more information visit: UNHCR Data Portal

* IDP figures in DRC are as of 31 October 2023 ** REF = Refugee; ASY = Asylum-seeker; OOC = Other person of concern; RET = Returnee IDP = Internal Displaced Person IDP CFI = Conflic-induced IDPs IDP RET = Returned IDPs DRC = Democratic Republic of the Congo ROC = Repulic of the Congo

REGIONAL BUREAU FOR SOUTHERN AFRICA

REFUGEES AND ASYLUM-SEEKERS INVOLVED IN 2023 CROSS BORDER MOVEMENTS IN SOUTHERN AFRICA

As of 30 November 2023

CUMULATIVE CROSS BORDER MOVEMENTS KEY FIGURES*

3,113 Total cross border movements since January (Current month = 396)

1,238 Intra region movements since January (Current month = 323)

849 Outward movements from the region since January (Current month = 36)

1,026 Inward movements into the region since January (Current month = 37)

AGES, GENDER AND LEGAL STATUS OF MOVERS **

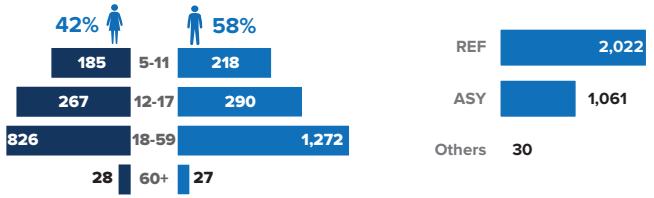

Top 5: Nationality

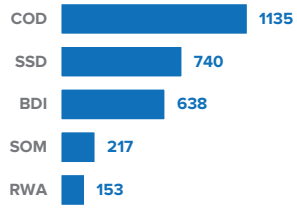

Top 5: 1st Country of Asylum

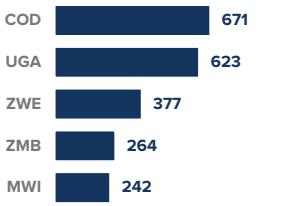

Top 5: 2nd Country of Asylum

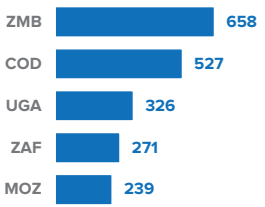

CUMULATIVE CROSS BORDER MOVEMENTS WHERE THE FLOW INVOLVED 25 REFUGEES AND ASYLUM-SEEKERS OR MORE ***

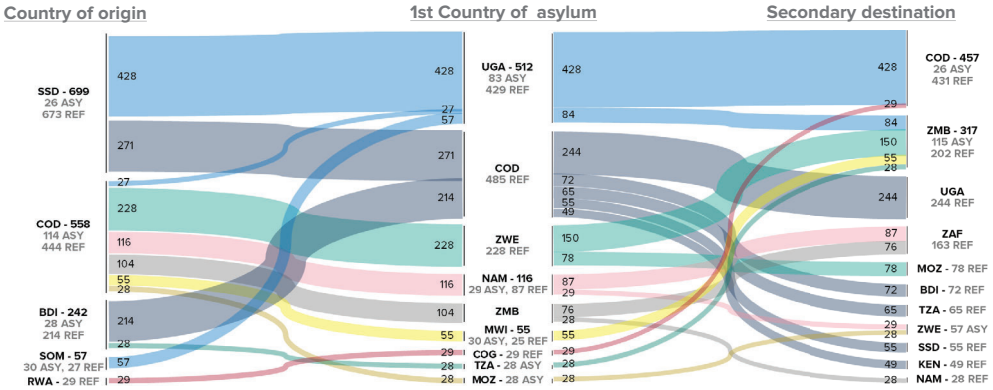

CUMULATIVE CROSS BORDER MOVEMENTS TREND PER YEAR AND PROPORTIONS SINCE 2019

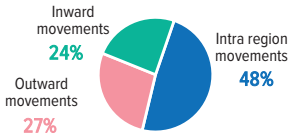

MAP OF CUMULATIVE CROSS BORDER MOVEMENTS WHERE THE FLOW INVOLVED 25 REFUGEES AND ASYLUM-SEEKERS OR MORE

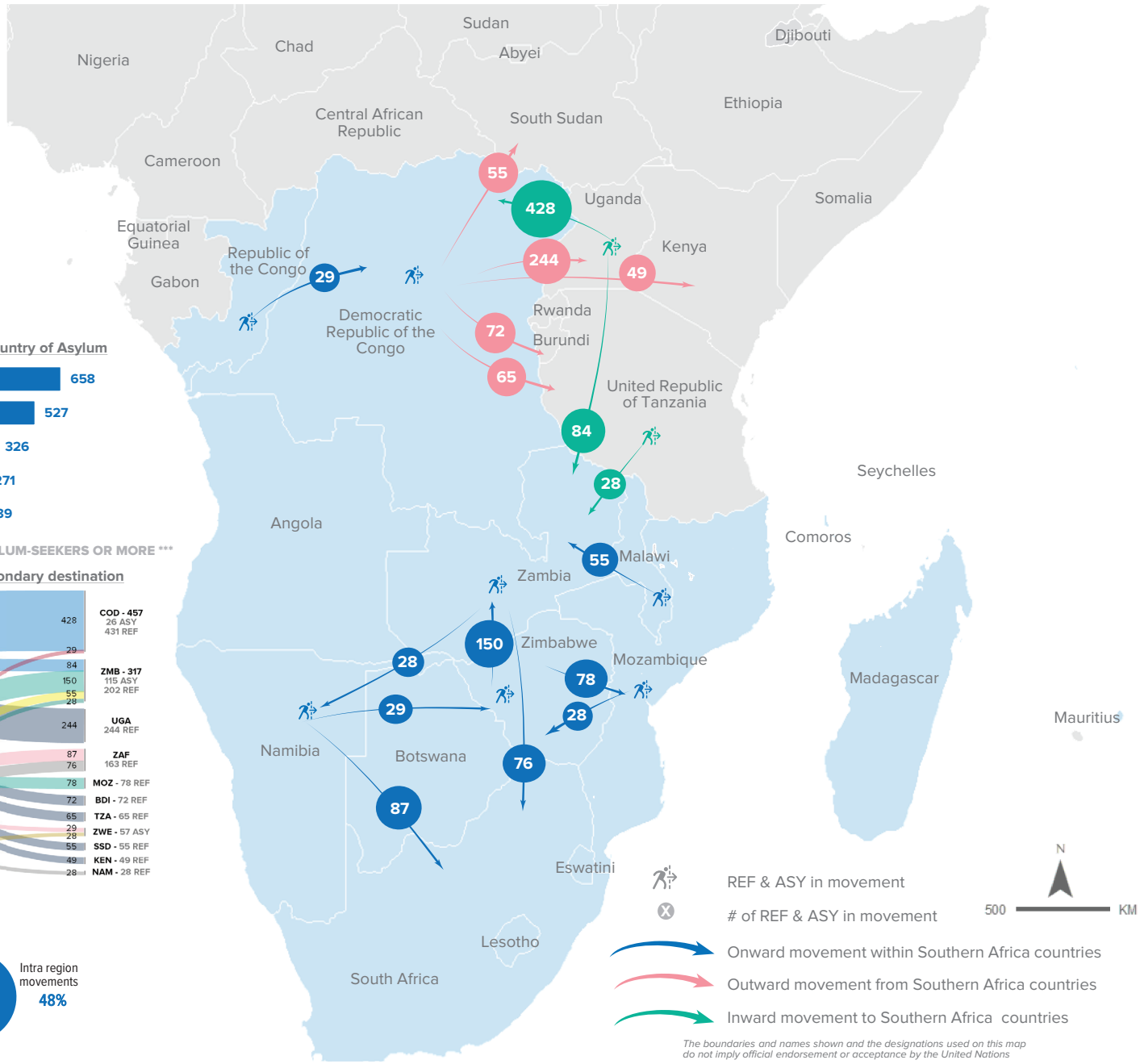

The boundaries and names shown and the designations used on this map do not imply official endorsement or acceptance by the United Nations

* Figures have been revised in June by removing individuals found in VolRep and Data Transfer Request.
** REF = Refugee, ASY = Asylum-Seeker, OOC = Other person of concern

*** The flows shown are restricted only to movements of a minimum group people , therefore the totals is different from the overal movements of the month due to the exclusion. In case of the same country of origin and first country of asylum, due to the change of nationality of some PoCs, country of origin are replaced with the previous nationality. All countries were named according to the ISO 3 Codes. BDI = Burundi, COD = Democratic Republic of the Congo , COG = Republic of the Congo, SSD- South Sudan, KEN = Kenya, UGA = Uganda, MWI = Malawi, MOZ = Mozambique, NAM = Namibia, TZA=Tanzania , ZMB = Zambia, ZWE =Zimbabwe

Data sources: UNHCR PRIMES.
For more information or to contribute, please contact UNHCR RBSA DIMA (rsarbdima@unhcr.org)

REFUGEES AND ASYLUM-SEEKERS INVOLVED IN RESETTLEMENT IN SOUTHERN AFRICA

As of 30 November 2023

RESETTLEMENT KEY FIGURES

Submitted Cases

1,986 Cases — 8,724 Case Members

Departure Cases

776 Case — 3,464 Case Members

Active Cases

1,980 Case — 8,384 Case Members

Quota

8,842 Allotcated Quota — 99% % of Submission vs Quota

Balance (Quota/Submission) : *118*

Submitted Cases Member by Country of Submission

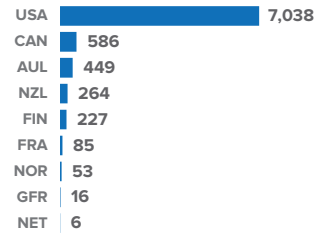

Departure Cases by Age and Gender

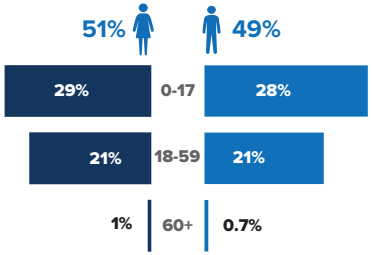

Submitted Cases Members by Top 10 Country of Asylum

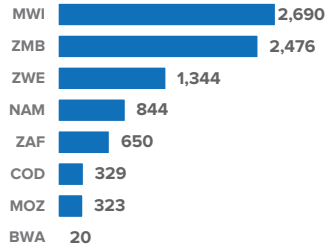

Departure Cases Members by Top 10 Country of Asylum

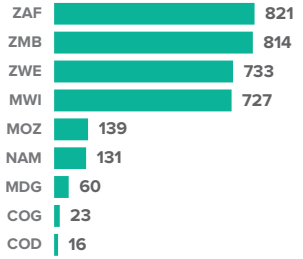

Submitted Cases Members by Top 10 Country of Origin

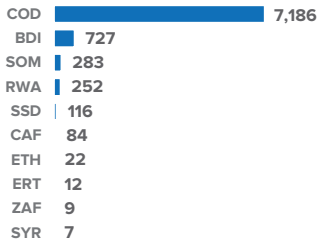

Departure Cases Members by Top 10 Country of Origin

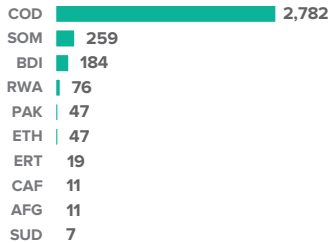

MOVEMENTS OF GROUPS OF 15 OR MORE RESETTLEMENT CASE MEMBERS

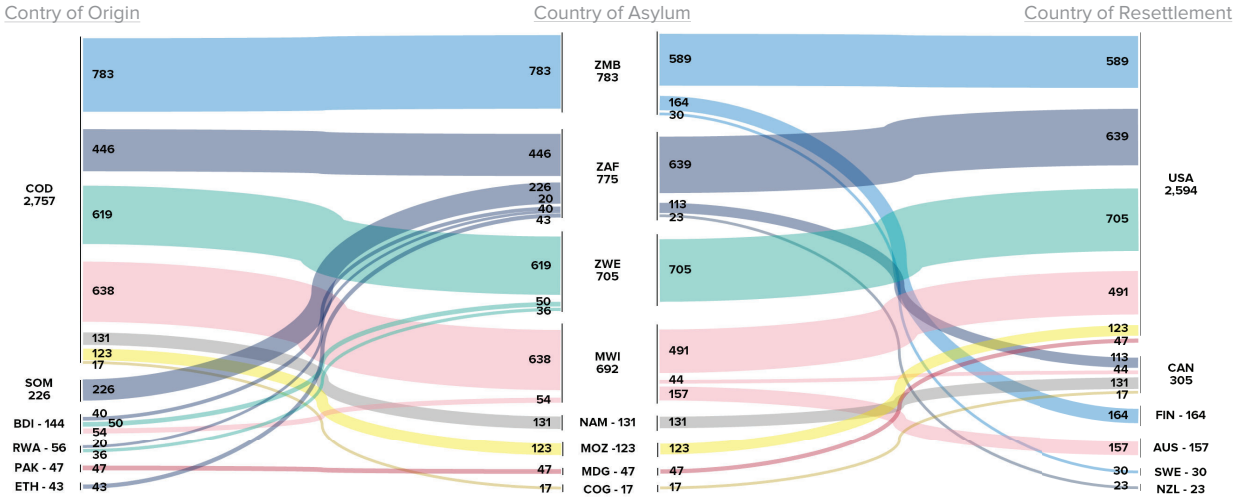

MAP OF THE DEPARTURES BY COUNTRY OF SUBMISSION

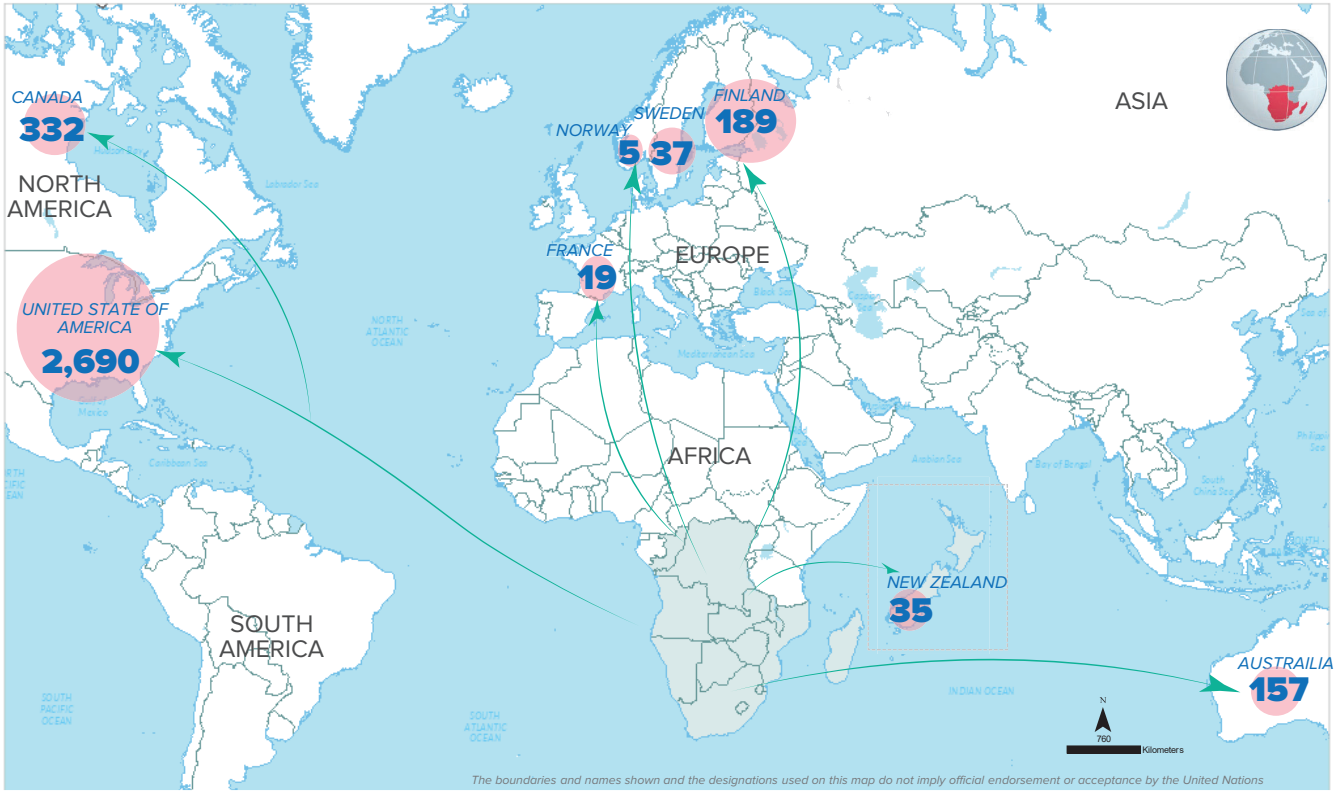

Data sources: UNHCR PRIMES, UNHCR Resettlement Statistics Report.
For more information or to contribute, please contact UNHCR RBSA DIMA (rsarbdima@unhcr.org)

REGIONAL BUREAU FOR SOUTHERN AFRICA

DEMOCRATIC REPUBLIC OF THE CONGO REFUGEES

As of 30 November 2023

KEY FIGURES

1,039,646 Total Refugees and Asylum-seekers

909,785 Refugees

129,861 Asylum-seekers

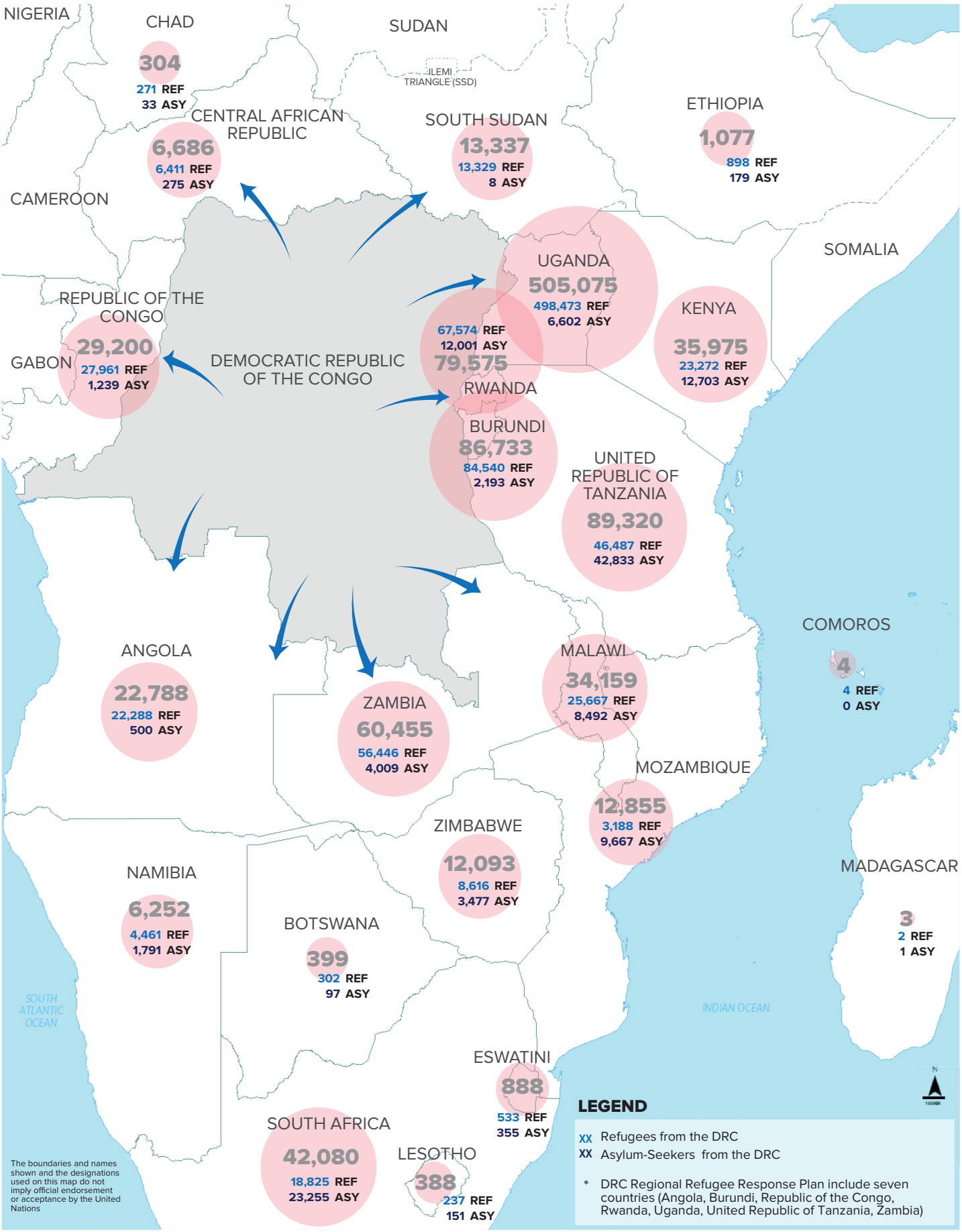

REF = Refugee ASY = Asylum seeker

Author: UNHCR DIMA - RSA Contact: rsarbdima@unhcr.org Source: UNHCR Primes, Government, UNHCR

UNHCR
The UN Refugee Agency

REGIONAL BUREAU FOR SOUTHERN AFRICA

REFERENCE MAP / UNHCR PRESENCE

as of 30 November 2023

- UNHCR Regional Office
- UNHCR Country Office
- UNHCR Multi-Country Office
- UNHCR Sub-Office
- UNHCR Field Office
- UNHCR Field Unit
- Refugee, planned settlement
- Refugee, centre
- Administrative line
- Undetermined boundary
- International boundary
- Administrative boundary

The boundaries and names shown and the designations used on this map do not imply official endorsement or acceptance by the United Nations.

Printing date: 02-11-2022 **Sources:** UNCS, UNHCR **Author:** UNHCR - RBSA DIMA Unit **Feedback:** rsarbdima@unhcr.org **Filename:** rbsa_reference_A2L_2022-11-02

UNHCR The UN Refugee Agency DIMA - RBSA Data, Identity Management and Analysis - Regional Bureau for Southern Africa

Forcibly displaced and returned persons in southern Africa, Data as of 30 November 2023[1]

Country of Asylum	Location**			Self-settled***	Population Group								Total
	Name	Longitude (X)	Latitude (Y)		Refugee	Asylum-Seeker	Other of Concern	IDP by Conflict	Returned IDP	Refugee Returnee	Statelessness	Host Community	
Democratic Republic of the Congo*	Other			No	379 397	1 078		5 448 379	1 710 770	1 783			7 541 407
	IDP Camp			No				590 999					590 999
	Lusenda	29,0944	-3,8879	No	25 745								25 745
	Meri	30,2019	3,8486	No	25 048	13							25 061
	Inke	20,7673	4,0905	No	18 529	51							18 580
	Mole	18,8033	4,1351	No	11 097								11 097
	Bili	19,9185	4,5413	No	10 429	27							10 456
	Mulongwe	29,0395	-4,2374	No	9 848	2							9 850
	Boyabu	18,7699	3,7291	No	8 909								8 909
	Nzakara	21,2204	4,2746	No	8 672								8 672
	Biringi	30,3385	2,8001	No	6 555								6 555
	Wenze	18,6355	4,2491	No	6 210	284							6 494
	Sidi	19,8615	5,0049	No	6 387								6 387
	Bele	30,1676	3,594	No	3 117	232							3 349
	Mboti	25,821	4,0243	No	630								630
	Subtotal				**520 573**	**1 687**		**6 039 378**	**1 710 770**	**1 783**			**8 274 191**
Mozambique	Other			No	2 735	22 766	308	850 599	300 966				1 177 374
	Maratane Camp	39,25	-15,255	No	2 888	5 658	503						9 049
	Subtotal				**5 623**	**28 424**	**811**	**850 599**	**300 966**				**1 186 423**
South Africa	Unknown			Yes	62 538	81 974							144 512
	Subtotal				**62 538**	**81 974**							**144 512**
Zambia	Meheba	25,8816	-12,4975	No	30 292	504	9 738						40 534
	Mayukwayukwa	24,1911	-14,549	No	17 871	93	7 025						24 989
	Other			No	15 829	4 142	763						20 734
	Mantapala	28,8876	-9,5082	No	7 107	963							8 070
	Subtotal				**71 099**	**5 702**	**17 526**						**94 327**
Congo	Other			No	48 302	5 496	11 166						64 964
	Site du 15 Avril	18,5071	3,0597	No	6 084	938	185						7 207
	Site de Bouemba	16,1265	-2,1593	No	5 838		25						5 863
	Subtotal				**60 224**	**6 434**	**11 376**						**78 034**
Angola	Unknown			Yes	17 084	28 064	2 397						47 545
	Lovua Settlement	20,0467	-7,4085	No	6 086								6 086
	Other			No	1 421	242	353						2 016
	Subtotal				**24 591**	**28 306**	**2 750**						**55 647**
Malawi	Other			No	1 283	1 503	-						2 786
	Dzaleka	33,8721	-13,6608	No	33 949	16 025	4						49 978
	Subtotal				**35 232**	**17 528**	**4**						**52 764**
Zimbabwe	Other			No	638	6 566	66						7 270
	Tongogara	32,3082	-20,3469	No	9 244	5 822	907						15 973
	Unknown			Yes	221	12	32						265
	Subtotal				**10 103**	**12 400**	**1 005**						**23 508**
Namibia	Osire	17,365	-21,07	No	4 442	1 650	40						6 132
	Other			No	705	385	38						1 128
	Subtotal				**5 147**	**2 035**	**78**						**7 260**
Eswatini	Other			No	1 208	1 745	15						2 968
	Subtotal				**1 208**	**1 745**	**15**						**2 968**
Botswana	Dukwe	26,4975	-20,5822	No	540	8	27						575
	Other			No	225	93	49						367
	Subtotal				**765**	**101**	**76**						**942**
Madagascar	Other			No	54	852	19						925
	Subtotal				**54**	**852**	**19**						**925**
Lesotho	Other			No	319	362	6						687
	Subtotal				**319**	**362**	**6**						**687**
Mauritius	Other			No	8	17							25
	Subtotal				**8**	**17**							**25**
Comoros	Other			No	11	1							12
	Subtotal				**11**	**1**							**12**
					797 495	**187 568**	**33 666**	**6 889 977**	**2 011 736**	**1 783**	**-**	**-**	**9 922 225**

Notes: The figures are subject to change; *IDPs by disaster are not included; **'Other' in the location refers to any known location other than camp or settlement sites, covering both urban and rural areas; the numbers in Nzakara, Wenze and Sidi in DRC are as of 31 May 2023; ***self-settled refers to the individuals without available information such as their names and locations, and their locations are categorised to be 'unknown'; those by location in Congo, Democratic Republic of the Congo and Zimbabwe could be different from the numbers operation report due to inconsistency in proGres.

State of asylum system in Southern Africa region – November 2023

All the 16 States within the Southern Africa region adhered to the 1969 OAU Convention governing the specific situation of Refugee in Africa, while 14 ratified the 1951 Geneva Refugee Convention, except Comoros and Mauritius. 11 States made reservations to the 1951 Convention, restricting access to rights correlated to sources of incomes (self/employment), public education, and freedom of movement.

In 2023, 31 cases of refoulement were reported in the region, as well as 1,713 of detention cases. Two States suspended the Refugee Status Determination (RSD) procedures, whereas other States face a huge backlog with asylum seekers recorded at 290,298 individuals as of 2022.

Secondary movements of asylum seekers and refugees have been recorded in the region, with 3,113 cases from January to November 2023, with a cumulative figure of 15,300 individuals since 2017. To understand the dynamics behind secondary movements in the Southern Africa region, UNHCR consulted with the Mixed Migration Centre (MMC) to initiate research, focusing on the drivers and the protection risks faced by refugees and asylum seekers during mixed and onward movements.

Over the 16 pledges made at the 2019 GRF by States, academics, private sector and others in the region to improve asylum system, South Africa has fulfilled two of its pledges and the Kingdom of Eswatini has fulfilled its pledge. 3 States (Lesotho, Zimbabwe and RoC) made pledges during the 2023 GRF to improve their asylum systems. The pledges focus respectively on the strengthening of the national legal framework, RSD and data management and a national strategy.

DRC developed a simplified RSD procedure, while the Kingdom of Eswatini has re-activated the RSD procedures. As from August 2023, Angola resumed the verification of refugees and asylum seekers following the suspension in 2015. Partnership with the Southern Africa Development Community (SADC) led to the development in 2022 of a roadmap (2022-2023) to enhance the national asylum systems. As a result, 182 eligibility officers, including 130 government civil servants, were trained on RSD. A SADC Regional Migration Policy Framework (2022-2030) adopted in 2023 will guide the management of mixed and onwards movements within the region.

Population Data Analysis
Southern Africa region

November 2023

Contact

UNHCR RBSA DIMA, rsarb@unhcr.org;

LINKS: UNHCR RBSA data portal – Facebook – Twitter – Instagram

UNHCR
The UN Refugee Agency