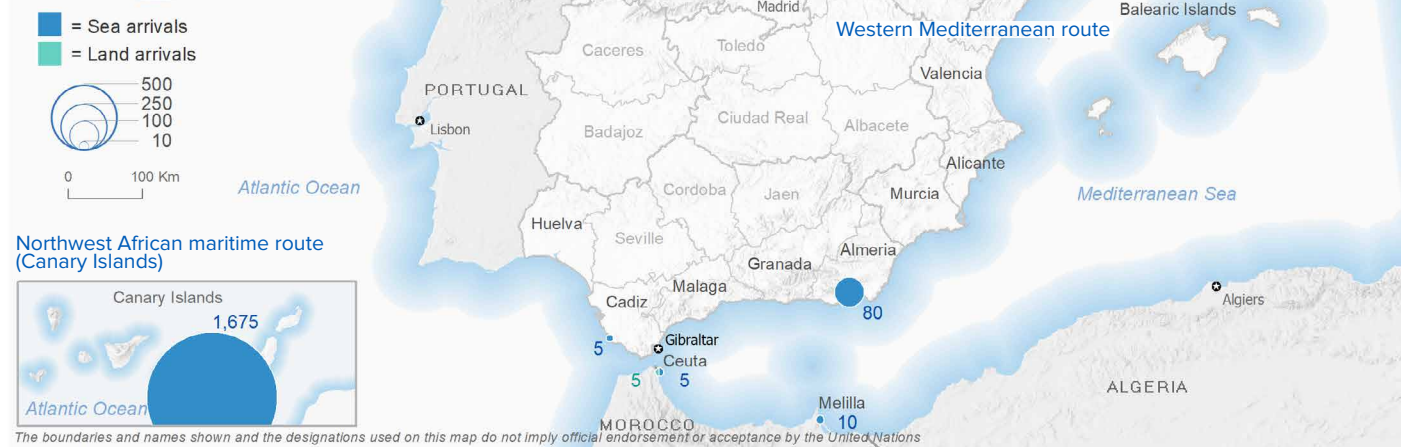


SPAIN Weekly snapshot - Week 1 (1 - 7 Jan 2024)

The charts below are based on figures from the Ministry of Interior and UNHCR estimates. All figures are provisional and subject to change

Refugees & migrants: sea and land arrivals in week 1¹



Arrivals in Spain

1,784
 Arrivals as of 7 Jan 2024²
+494%
 Dif. 2023

1,781
 Sea Arrivals²
 Dif. 2023: +512%

3
 Land Arrivals²
 Dif. 2023: -69%

1,784
 Arrivals Week 1¹
 Dif. last week: -31%
 Dif. 2023: +494%

Western Mediterranean

107
 Arrivals as of 7 Jan 2024²
-37%
 Dif. 2023

104
 Sea Arrivals²
 Dif. 2023: -36%

3
 Land Arrivals²
 Dif. 2023: -69%

107
 Arrivals Week 1¹
 Dif. last week: -82%
 Dif. 2023: -37%

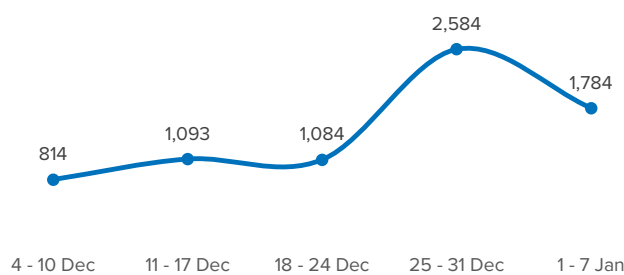
Northwest African maritime (Canary Islands)

1,677
 Arrivals as of 7 Jan 2024²
+1,196%
 Dif. 2023

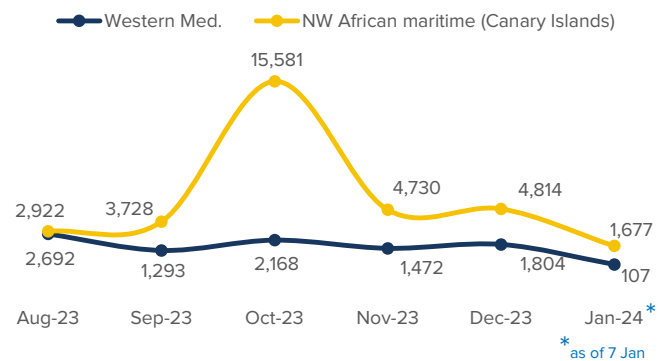
1,677
 Sea Arrivals²
 Dif. 2023: +1,196%

1,677
 Arrivals Week 1¹
 Dif. last week: -16%
 Dif. 2023: +1,196%

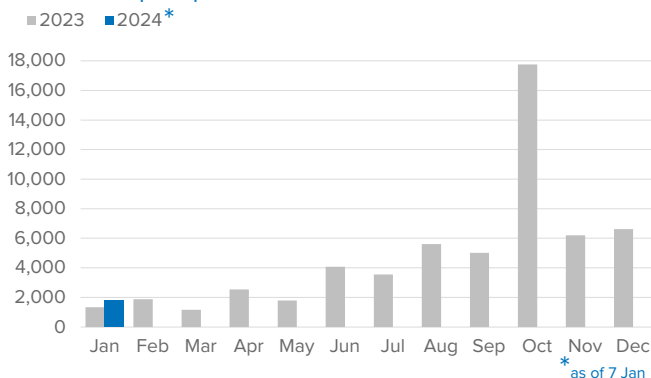
Arrivals in Spain during the last five weeks¹



Arrivals in Spain by route during the last six months²



Arrivals in Spain per month²



Arrivals in Spain per year²

