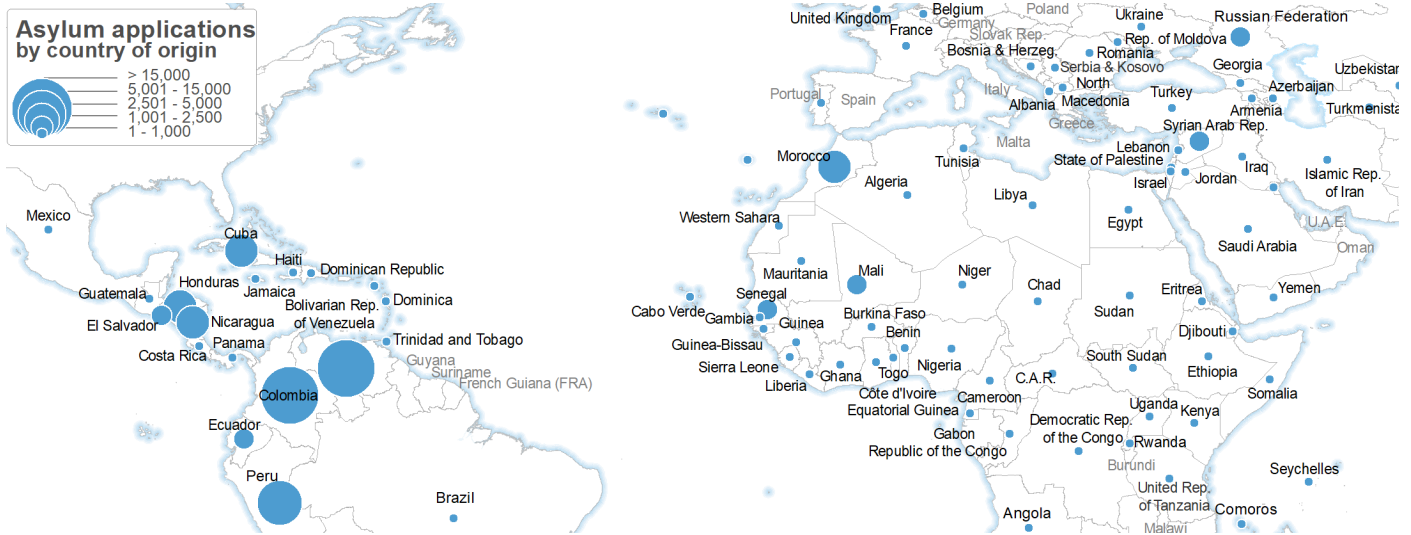


# SPAIN ASYLUM APPLICATIONS

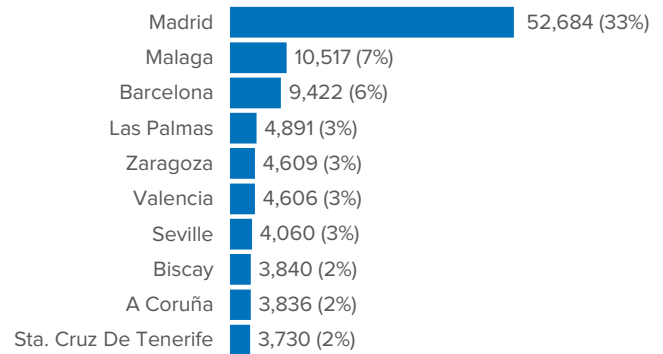
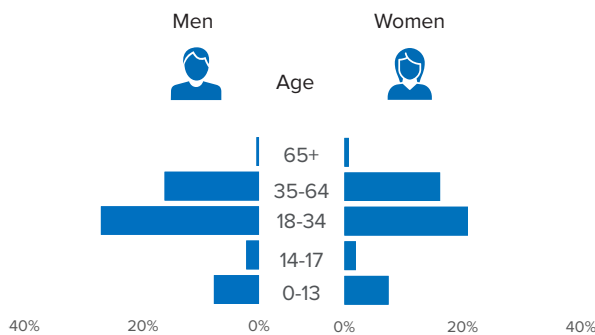
1 Jan - 31 Dec 2023



**163,220** New asylum app. until 31 Dec 2023 ↑ 37% Dif. 2022 12% Recognition rate 56% Protection rate<sup>1</sup> **204,275** Total Pending app.<sup>2</sup> ↑ 52% Dif. 2022

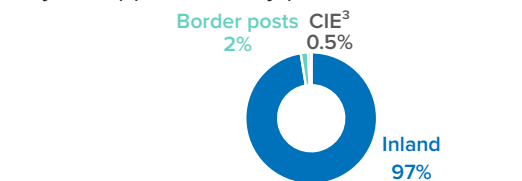
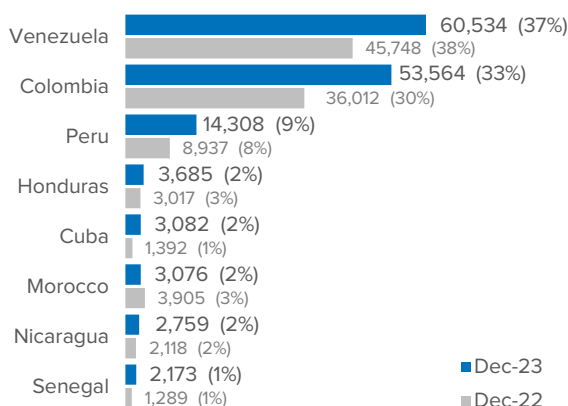
Number of asylum applications by gender/age<sup>2</sup>

Main provinces of asylum applications

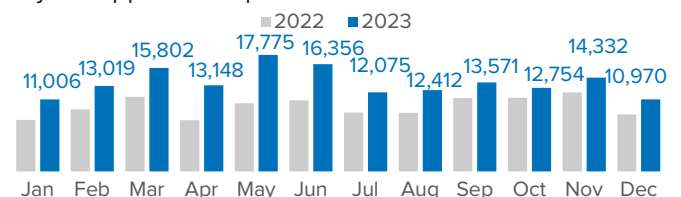


Most common nationalities of asylum applicants

Asylum applications by place of submission



Asylum applications per month

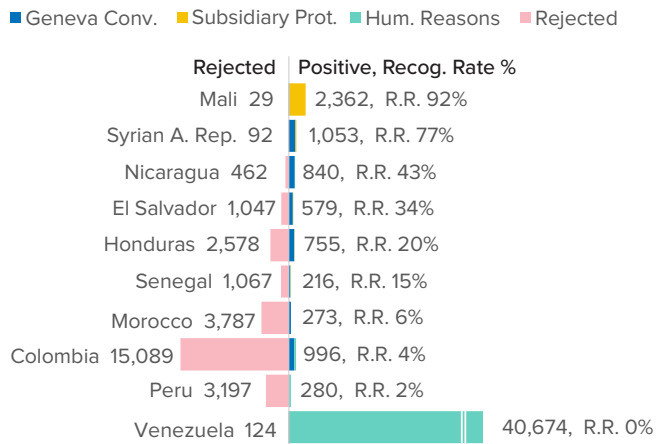


Source: Unless otherwise indicated, provisional figures by the Asylum and Refugee Office, Ministry of Interior, Spain.

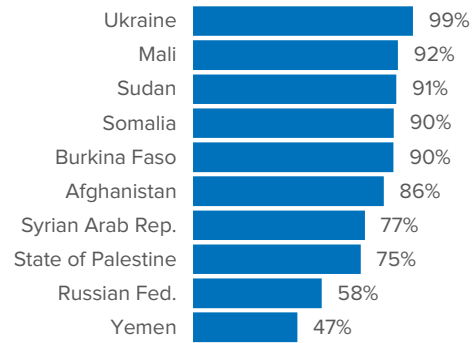
<sup>1</sup>Protection rate: Refugee status, subsidiary protection, and humanitarian reasons.

<sup>2</sup>Eurostat as of Dec 2023 <sup>3</sup>CIE: Removal detention centre (In Spanish: *Centro de Internamiento de Extranjeros*, CIE).

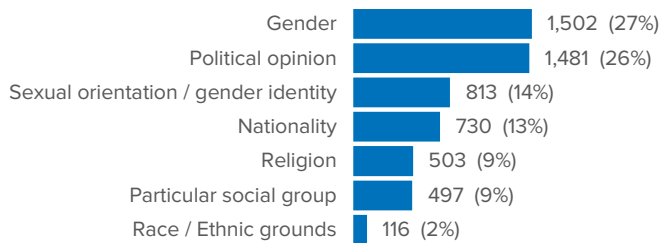
Eligibility Commission proposals<sup>4</sup>: 92,247



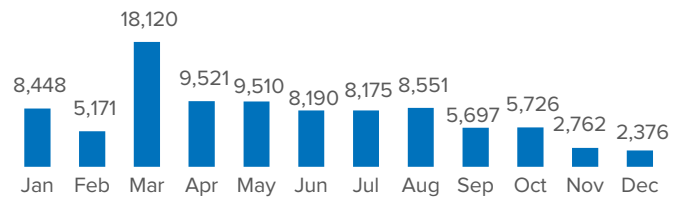
Countries with highest recognition rate<sup>5</sup>



Recognition of Geneva Conv. Status by protection category



Eligibility Commission proposals per month



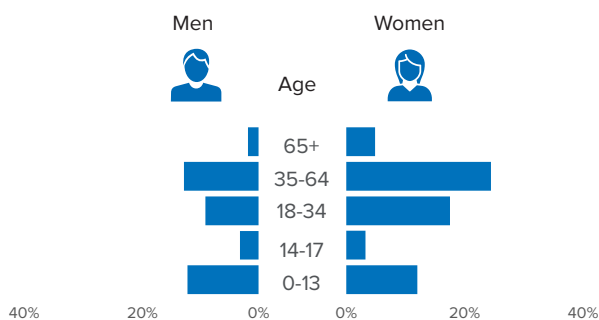
# SPAIN TEMPORARY PROTECTION

11 Mar 2022 - 31 Dec 2023

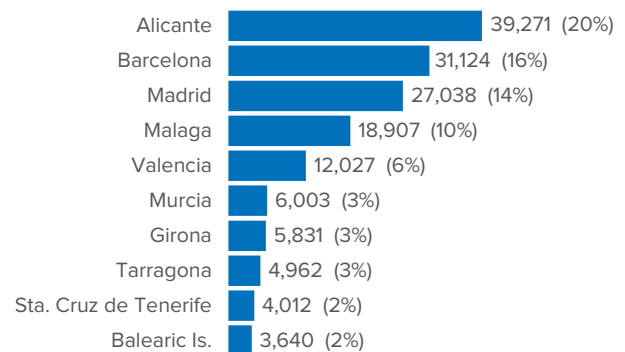
**194,953** Temporary Protection app. Dif. Nov-Dec 2023  $\downarrow$  -17%

**98%** Ukrainians  
**2%** Third country nationals

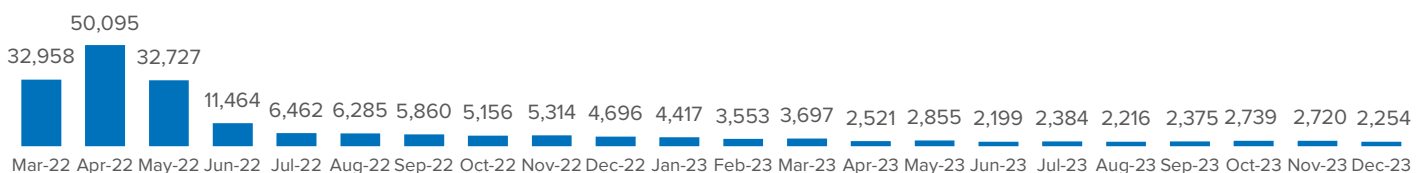
Number of temporary protection applications by gender/age



Main provinces of temporary protection applications



Temporary protection applications per month



<sup>4</sup>Proposals by the Interministerial Eligibility Commission recommended to the Minister of Interior.

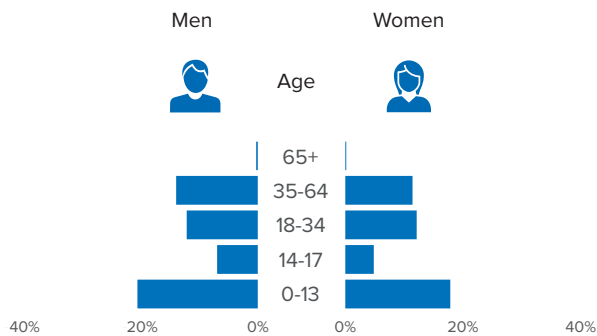
<sup>5</sup>Only shows countries with at least 100 total proposals.

# SPAIN RESETTLEMENT

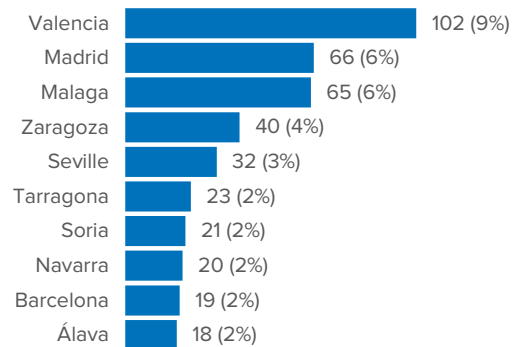
1 Jan - 31 Dec 2023

**1,111** Refugees resettled in Spain<sup>6</sup>

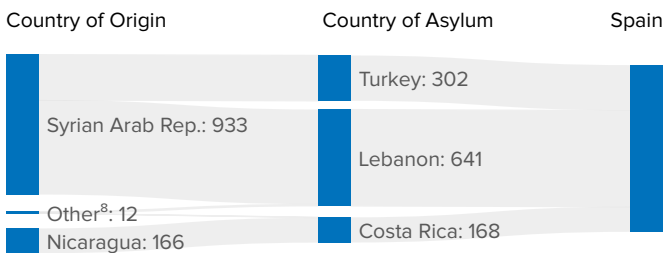
Refugees resettled in Spain by gender/age



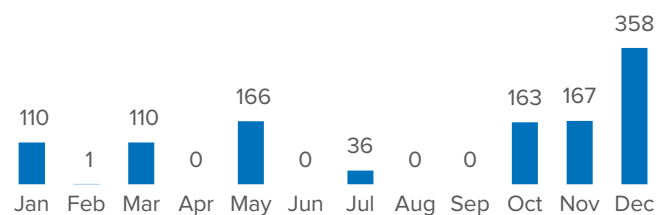
Main provinces of resettlement<sup>7</sup>



Refugees resettled in Spain by country of origin and country of asylum



Refugees resettled in Spain per month



<sup>6</sup>For more information on resettlement: [UNHCR Resettlement Data Finder](#)

<sup>7</sup>Province of resettlement is currently available only for 55% of the total

<sup>8</sup>Other countries include Cameroon, Egypt, Iraq, Iran and Morocco