



**Population**

Refugees and asylum-seekers



Individuals: **1,615,162**

Households: **401,934**

**\$846M**

Funding required

**\$284.3M**

Funding received  
(35%)

**\$551.7M**

GAP (65%)

**\$9.9M**

Carry-over from 2022

**UCRRP Partners: 121**



GOV'T **15**



UN Agencies **11**



NNGOs **26**



RLOs **06**



INGOs **63**

**Sector of Intervention**

**Indicator**

Actual

Target

**Education**



% children enrolled in Primary



# of pupils per teacher for Primary Schools



**Health & Nutrition**



Under 5 mortality rate



Severe acute malnutrition recovery rate



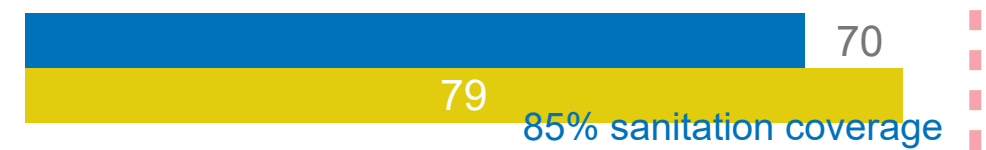
**WASH**



# of litres per person per day



% household latrine coverage



**Energy & Environment**



# of hectares woodlots/plantations maintained



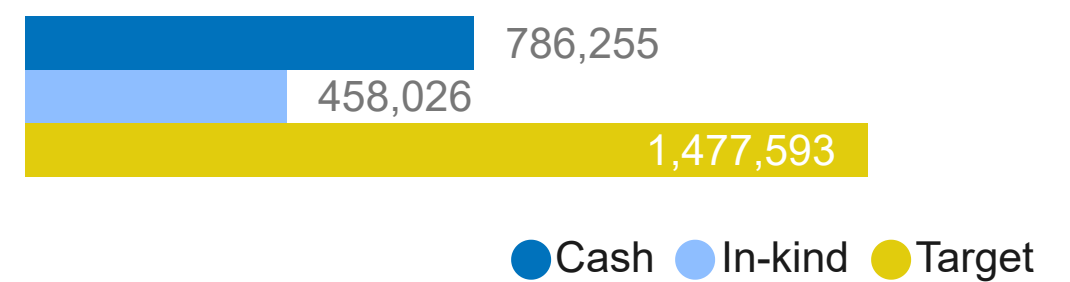
# of HH supported with clean and/or energy efficient technologies for cooking



**Food Security**



# of refugees and asylum seekers receiving food assistance disaggregated by modality (Cash + In-kind)



Quantity of food provided (Metric Tonnes)



**Livelihoods & Resilience**



# of men, women, boys and girls trained on financial literacy



# of refugee HHs receiving emergency livelihood support (e.g. inputs, cash, etc for new arrivals and others)




Sector of Intervention	Indicator	Actual	Target
------------------------	-----------	--------	--------

**Child Protection**


# of adolescent girls and boys (12-17) participating in targeted programs that lead to skill development and empowerment	79,495	60,659
--	--------	--------

# of biological/foster parents who participated in positive parenting sessions	21,512	29,872
--	--------	--------

# of children of concern between 5-17 years who participate in community-based CP programs	231,981	173,376
--	---------	---------

**GBV**


# of women, men, boys and girls reached with GBV awareness raising messages	250,253	640,000
---	---------	---------

# of women and men in community based-structures participating in GBV response and prevention	2,875	11,500
---	-------	--------

# of women and men in functional community based-structures trained on GBV response and prevention	3,750	8,500
--	-------	-------

**Protection**


# of feedback/complaints received Vs. those responded to within the appropriate timeframe	23,657	67,800
---	--------	--------


# of persons with specific needs provided with support	49,322	123,300
--	--------	---------

# of PoC that are in need of legal assistance and are receiving the same	16,071	86,000
--	--------	--------

**SSNFI**


# of new arrival HH receiving emergency shelter support	5,076	47,000
---	-------	--------

# PSN households assisted with semi-permanent shelters	9	630
--	---	-----

**CBI Modality**


Amount of money distributed through CBT (USD)	33,539,128	121,891,381
---	------------	-------------

**List of Partners who reported for Q4 2023, UN Agencies and Government**
**National NGOs**

ACORD, AFI, AWYAD, CAFOMI, CEFORD, CEHURD, CEPAD, HADS, HAF Uganda, Harvesters, HFU, IDI, JEEP, KRRC, Kulika, Nsamizi, NURI, PALM Corps, RHU, RICE-WN, RLP, SeedEffect, ThriveGulu, TPO, TRI, TTR and URDMC.

**Refugee Led Organizations (RLOs)**

CTEN, HopeFoundation, I CAN SSD, RIC, RWEC and SOS

**International NGOs**

AAID, ACAV, ACF, ADRA, AIRD, Alight, AMREF, AVSI, AWR, AyudaEA, BfA, BRAC, C&D, CARE, Caritas, CESVI, CFI, ChildVoice, COHERE, COTEA, COVOID, CRS, DAI, DCA, DRC, ENABEL, FCA, FIDA/FMU, ForAfrika, FRC, HEKS/EPER (SCA), HI, HIJRA, IRC, IsraAID, JRS, L-IFT, LWF, MC, MSF, MSU, MTI, NRC, Oxfam, PAG, Plan, PWJ, SCI, SHA, Simbi/TWSB, SP, StreetChild, UCOBAC, URCS, VE, VSO, WCC, WCH, WHH, WIU, WMU, WVI and ZOA.

**UN Agencies**

FAO, ILO, IOM, UNDP, UNFPA, UNHCR, UNICEF, UNOPS, UNWOMEN, WFP and WHO

**Government**

OPM, Adjumani DLG, Isingiro DLG, Kamwenge DLG, KCCA, Kikuube DLG, Kiryandongo DLG, Koboko DLG, Kyegegwa DLG, Lamwo DLG, Madi Okollo DLG, NARO, Obongi DLG, Terego DLG and Yumbe DLG.