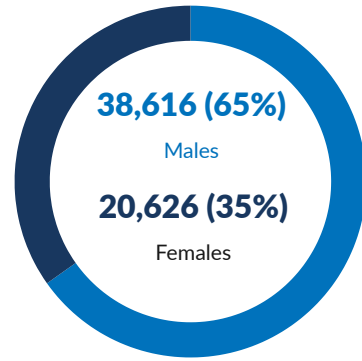


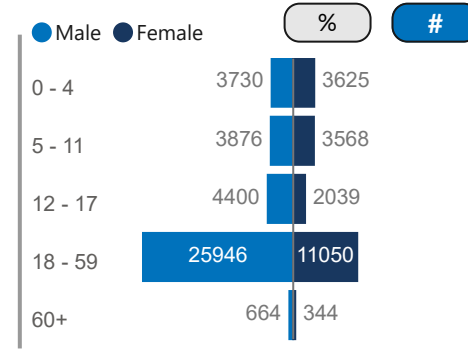
Legal Status:  Urban or DC:

Gender:  Mantika:



**12,006 (20%)** Boys  
**25,946 (43%)** Men  
**20,244 (34%)** Single Males  
**664 (1%)** Elderly Men (60+)

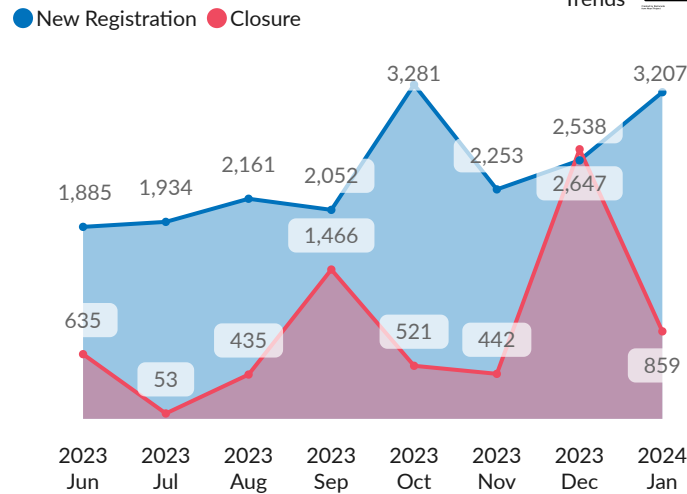
**9,232 (16%)** Girls  
**11,050 (19%)** Women  
**1,704 (3%)** Single Females  
**344 (1%)** Elderly Women (60+)



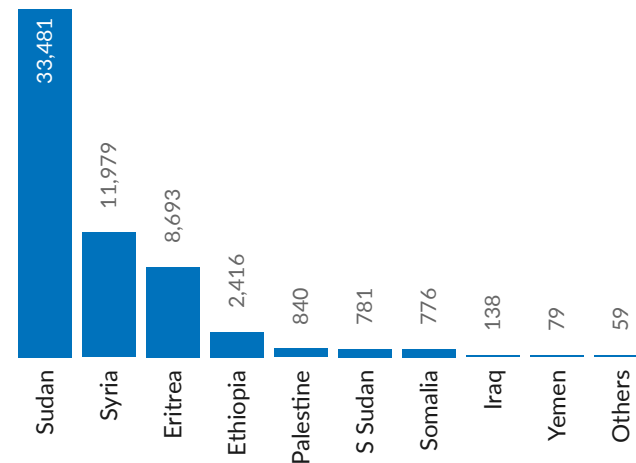
**Place of Residence**

Mantika	# of Individuals	% of Individuals
Tripoli	28,660	48.38%
Aljfara	13,653	23.05%
Misrata	4,201	7.09%
Unknown	3,138	5.30%
Azzawya	3,058	5.16%
Almargeb	1,910	3.22%
Zwara	1,661	2.80%
Benghazi	1,219	2.06%
Al Jabal Al Gharbi	501	0.85%
Sebha	215	0.36%
Ejdabia	153	0.26%
Al Jabal Al Akhdar	150	0.25%
Almarj	134	0.23%
Tobruk	133	0.22%
Sirt	108	0.18%
Wadi Ashshati	77	0.13%
Derna	62	0.10%
Murzuq	53	0.09%
Aljufra	49	0.08%
Nalut	44	0.07%
Ubari	32	0.05%
Alkufra	31	0.05%

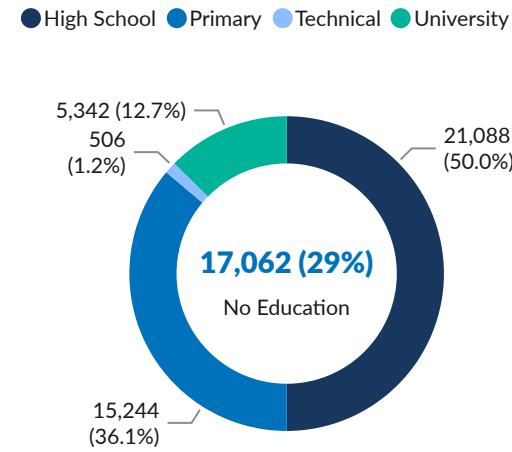
**New Registration / Closure**



**Nationality**



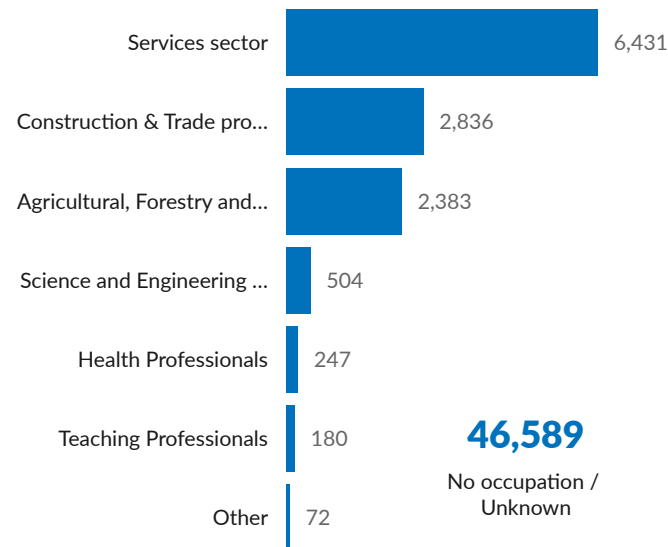
**Education level in the country of origin**



**Specific Needs Categories**

Categories	individuals	%Value
Child at risk	6,524	10.52%
Disability	859	1.39%
Family unity	903	1.46%
Older person at risk	275	0.44%
Serious medical condition	7,499	12.09%
SGBV	1,415	2.28%
Single parent	1,076	1.74%
Specific legal and physical protection needs	36,216	58.40%
Torture	2,054	3.31%
Unaccompanied or separated child	2,332	3.76%
Woman at risk	2,859	4.61%

**Occupation in the country of origin**



\* data contains only adult population

[Map](#) [Flow](#)

