DEMOCRATIC REPUBLIC OF THE CONGO

Monthly Statistics of Refugees and Asylum Seekers

as of 31 january 2024 - Page 1

Registered Refugees and Asylum-Seekers in DRC

Key Figures

526 581 Refugees and Asylum Seekers

523 426 Registered Refugees

3 155 Asylum Seekers

225 517 Refugees and Asylum Seekers biometrics registered

178 Refugees and Asylum Seekers Registered in 2024

Situation Overview

The refugee population in the DRC is **523,426**. Registration activities continue, and data cleansing is ongoing at the various sites. **3,155** asylum seekers were registered at the begining of the year, awaiting recognition. No repatriations to or from the DRC have been observed, although **125** people were resettled in January.

Age and Gender of Refugee Population

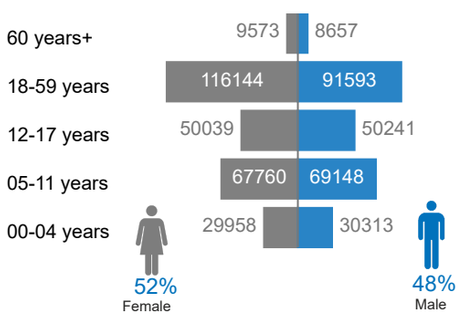

Refugee Population by Country of Origin

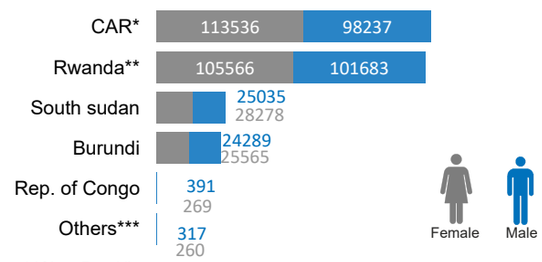

* Central African Republic

** 131,739 is the number of Rwandan refugees in the DRC registered by the DRC government not yet biometrically verified.

***: Angola, Sudan, Uganda, Somalia, Côte d'Ivoire, Eritrea, Syria, Liberia, Chad, Sierra Leone, cameroun, Nigeria, Mali, Senegal

Réfugiee by type of location

393 035
75% Rural

122 794
23.5%
In settlements

7 597
1.5%
Urban

Refugee Population by Province in DRC

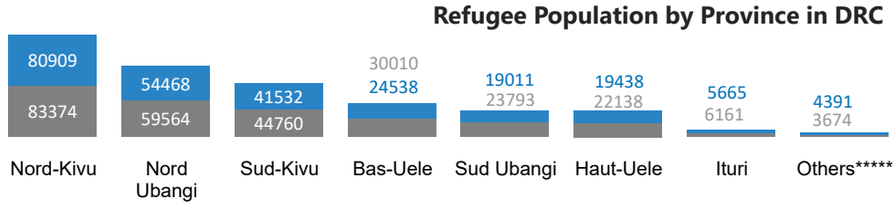

Male Female

*****:Haut-Katanga (2369), Kinshasa (957), Lualaba (938), Lomami 848), Kongo-Central (757), Maniema (613), Tanganyika (872), Equateur (362), Tshuapa (14) et Kasaï-Oriental(16).

Location of refugee population in DRC

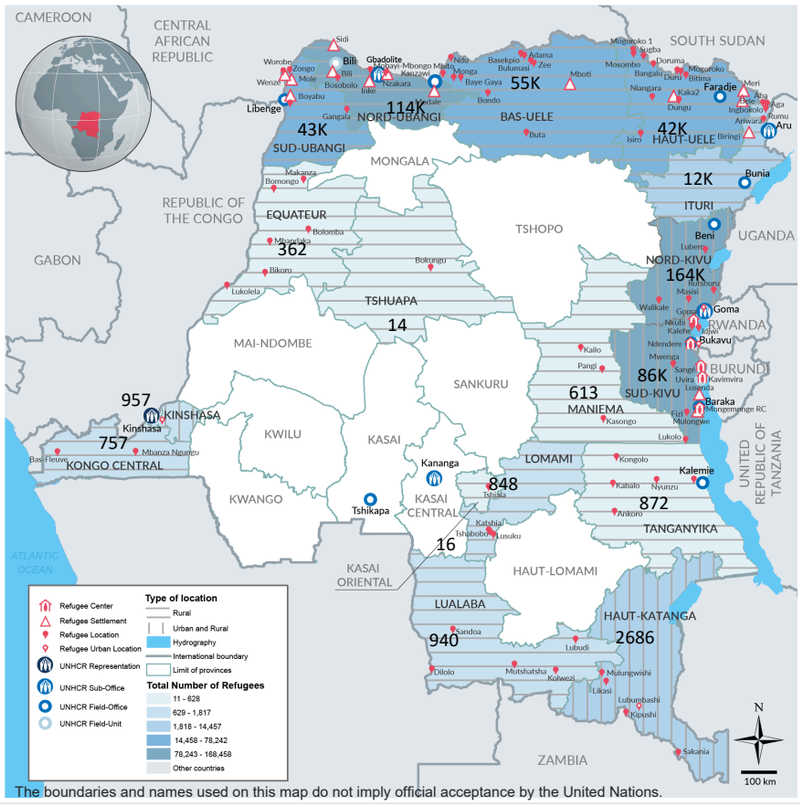

The boundaries and names used on this map do not imply official acceptance by the United Nations.

Asylum Seekers Population by Country of Origin

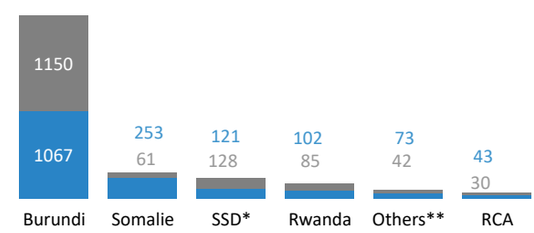

*South Sudan

**Central African Republic, Angola, Republic of Congo, Cameroon, Chad, Syria, Mali, Liberia, Côte d'Ivoire, Sudan, etc.

Asylum Seekers Population by Province in DRC

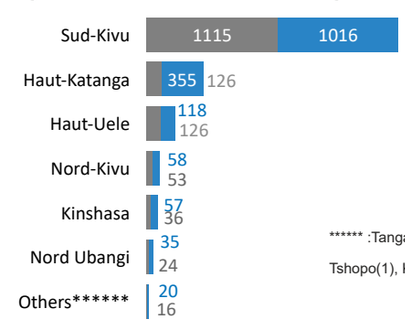

****** :Tanganyika(5),Lualaba (1), Tshopo(1), KongoCentral(1)

Creation date: January 31, 2024 Sources: UNHCR/CNR Feedback: codkidrcdima@unhcr.org

1 Refugees and asylum seekers aged 5 years and over, representing 55% of the total population.

Refugees and Asylum Seekers in RDC

Refugees in settlement

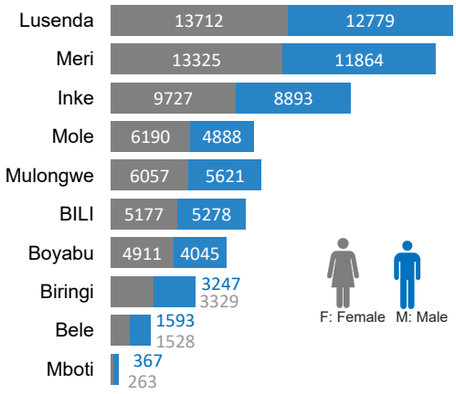

Refugees in the developpement pole

Location	F	M	Total
wenze	3797	2662	6459
Modale	3317	2880	6197
sidi	3257	3130	6387
Nzakara	4767	3906	8673
Total	**15138**	**12578**	**27716**

Urban refugees

Location	F	M	Total
Goma	1421	1293	2714
Lubumbashi	1061	1308	2369
Bukavu	855	702	1557
Kinshasa	463	494	957
Total	**3800**	**3797**	**7597**

Repatriation situation in the DRC at january 31 2024

Number of refugees repatriated from the DRC

Country of origin	2019	2020	2021	2022	2023
South Sudan				3	0
Rep. of Congo	3	5			1
Burundi	101	1943	7296	3474	4517
Rwanda	2136	922	1920	2451	1924
RCA	3137	2061	5021	3350	2328
Total	**5377**	**4931**	**14237**	**9278**	**8770**

Situation of resettlement 2024

Nationality/resettlement country	#Ind.Reinstalled
COB	**91**
USA	91
Burundi	**20**
USA	20
RCA	**10**
USA	10
Eritrea	**3**
USA	3
RDC	**1**
Total	**125**

During the month we recorded no cases of repatriation inside or outside the country. Screening operations for returnees and the collection of intentions to return are continuing in the various offices.

In 2023, **418** individual cases were submitted for resettlement and **16** people left for resettlement.

MZ: Mozambique, RSA: South africa , RCA: central African Republic , SW: Swaziland , MDG: Madagascar , USA: United States , COB: Rép.of Congo

Others: Bostwana(1),Lesotho(1),Mali(1),MDG(1),MZ(1), Nigeria(2), Togo(1)

A) Person with specific needs

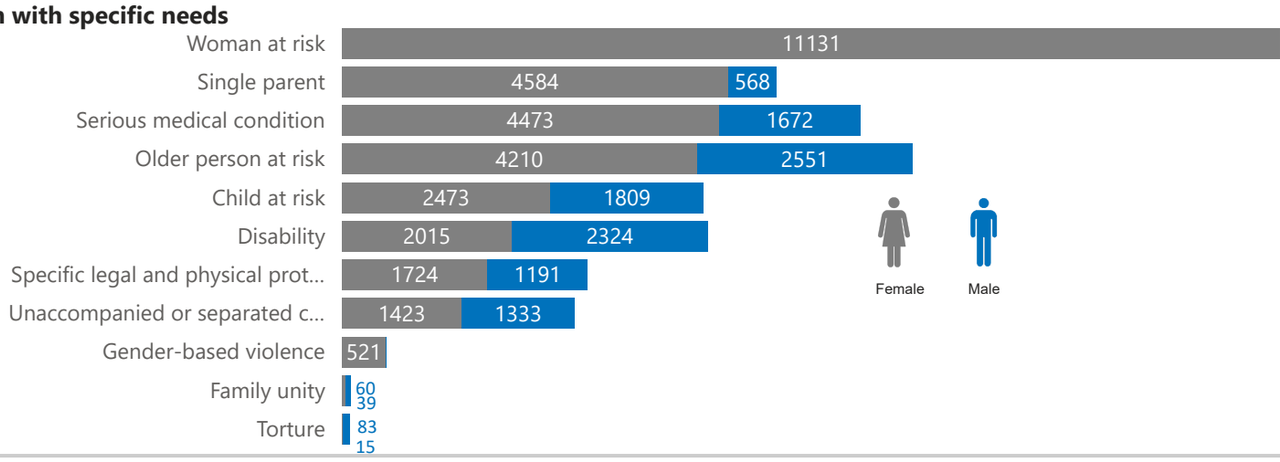

B) Top 5 Occupation

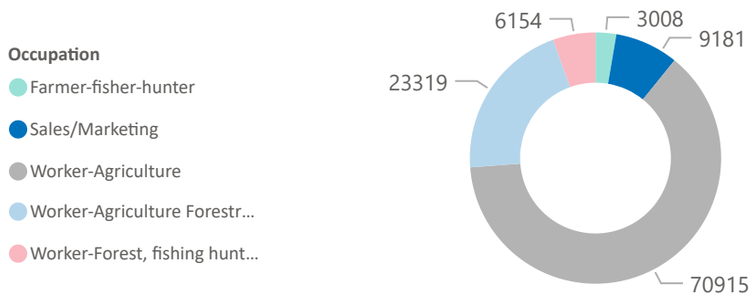

C) Pocs enrolled in the national education system

(2023 national report)

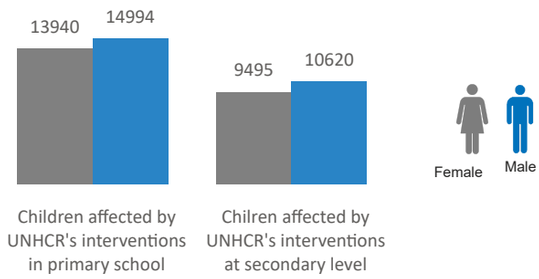

D) Documentation

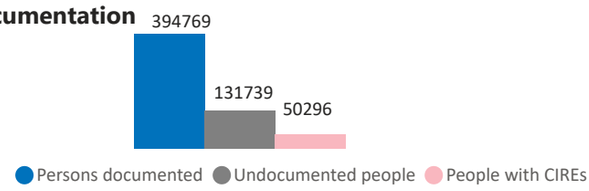
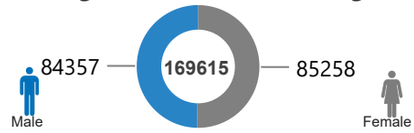
E) Situation of refugee children of school age(6-17years)