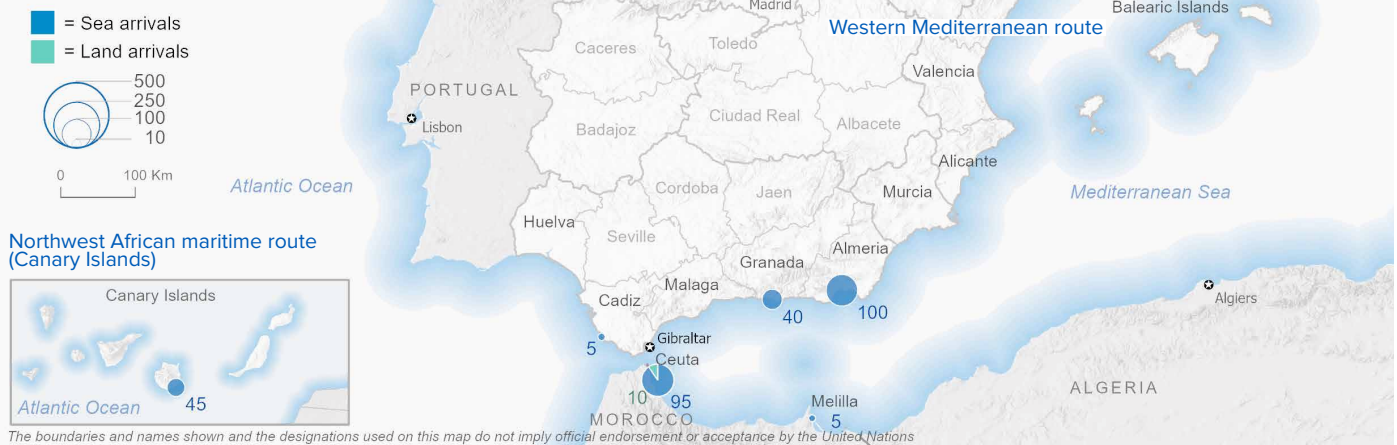


SPAIN Weekly snapshot - Week 9 (26 Feb - 3 Mar 2024)

The charts below are based on figures from the Ministry of Interior and UNHCR estimates. All figures are provisional and subject to change

Refugees & migrants: sea and land arrivals in week 9¹



Arrivals in Spain

14,454
 Arrivals as of 3 Mar 2024²
+335%
 Dif. 2023

14,369
 Sea Arrivals²
 Dif. 2023: +346%

85
 Land Arrivals²
 Dif. 2023: -12%

302
 Arrivals Week 9¹
 Dif. last week: -35%
 Dif. 2023: -21%

Western Mediterranean

2,301
 Arrivals as of 3 Mar 2024²
+64%
 Dif. 2023

2,216
 Sea Arrivals²
 Dif. 2023: +69%

85
 Land Arrivals²
 Dif. 2023: -12%

259
 Arrivals Week 9¹
 Dif. last week: +20%
 Dif. 2023: +60%

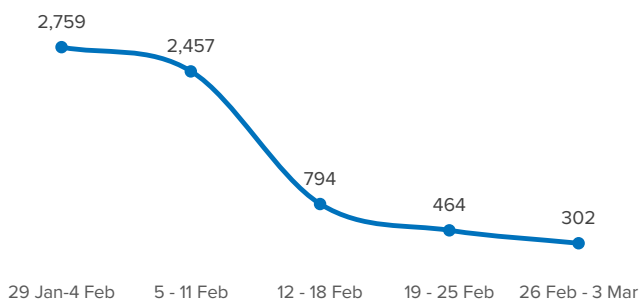
Northwest African maritime (Canary Islands)

12,153
 Arrivals as of 3 Mar 2024²
+534%
 Dif. 2023

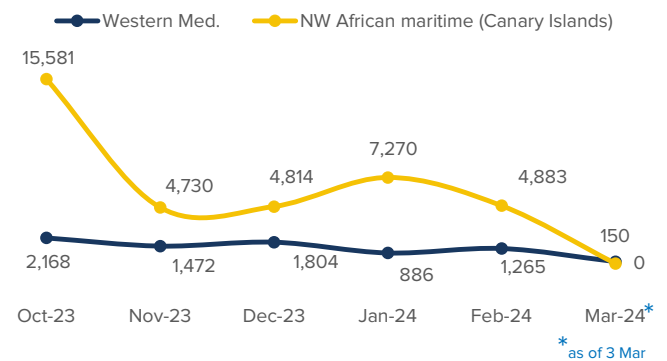
12,153
 Sea Arrivals²
 Dif. 2023: +534%

43
 Arrivals Week 9¹
 Dif. last week: -83%
 Dif. 2023: -80%

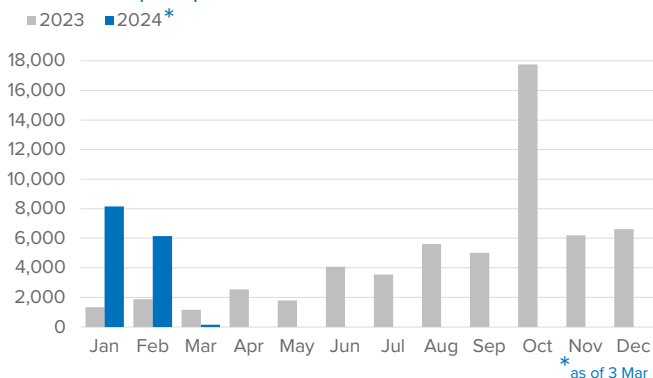
Arrivals in Spain during the last five weeks¹



Arrivals in Spain by route during the last six months²



Arrivals in Spain per month²



Arrivals in Spain per year²

