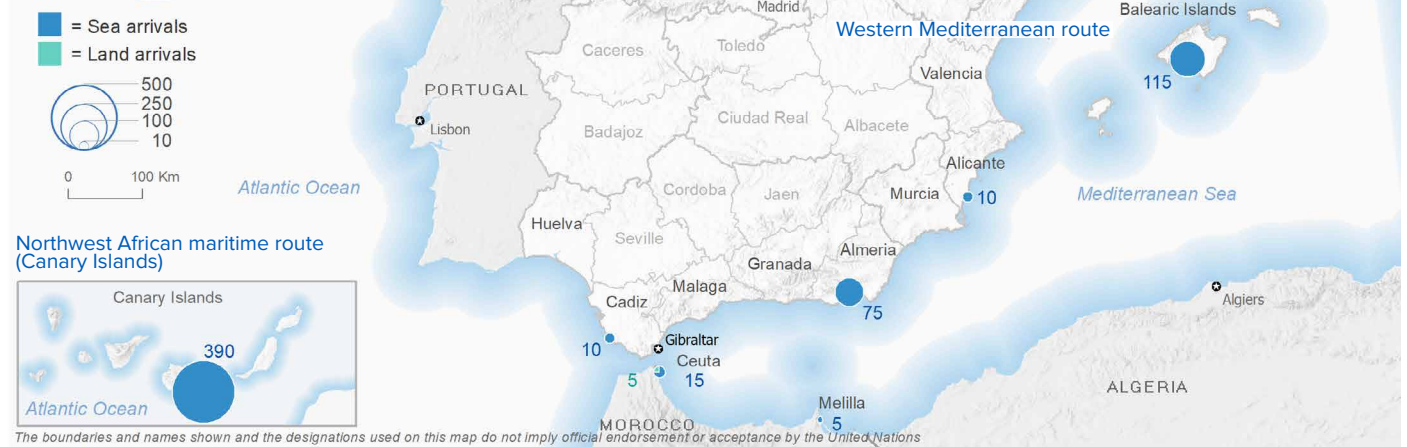


SPAIN Weekly snapshot - Week 11 (11 - 17 Mar 2024)

The charts below are based on figures from the Ministry of Interior and UNHCR estimates. All figures are provisional and subject to change

Refugees & migrants: sea and land arrivals in week 11¹



Arrivals in Spain

15,585
 Arrivals as of 17 Mar 2024²
+305%
 Dif. 2023

15,484
 Sea Arrivals²
 Dif. 2023: +315%

101
 Land Arrivals²
 Dif. 2023: -13%

625
 Arrivals Week 11¹
 Dif. last week: +154%
 Dif. 2023: +138%

Western Mediterranean

2,979
 Arrivals as of 17 Mar 2024²
+67%
 Dif. 2023

2,878
 Sea Arrivals²
 Dif. 2023: +73%

101
 Land Arrivals²
 Dif. 2023: -13%

236
 Arrivals Week 11¹
 Dif. last week: +30%
 Dif. 2023: +25%

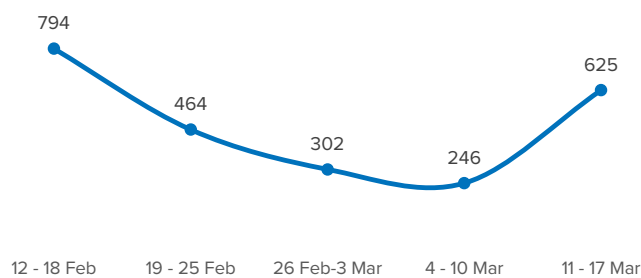
Northwest African maritime (Canary Islands)

12,606
 Arrivals as of 17 Mar 2024²
+511%
 Dif. 2023

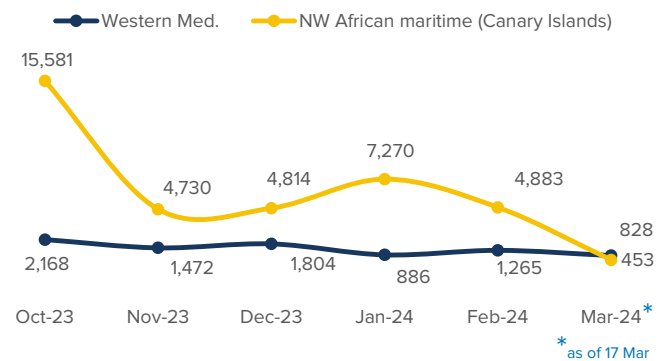
12,606
 Sea Arrivals²
 Dif. 2023: +511%

389
 Arrivals Week 11¹
 Dif. last week: +508%
 Dif. 2023: +424%

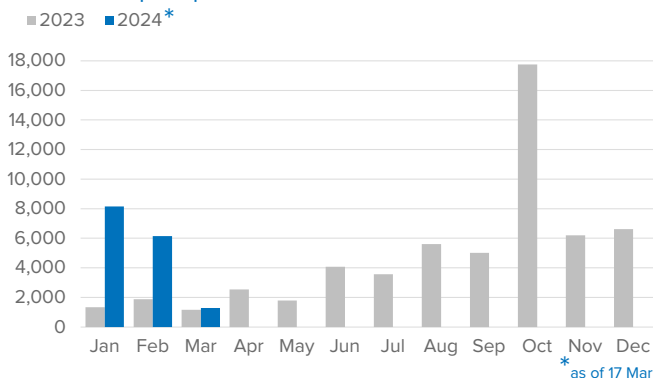
Arrivals in Spain during the last five weeks¹



Arrivals in Spain by route during the last six months²



Arrivals in Spain per month²



Arrivals in Spain per year²

