

In March 2024, 50,000 new internal displacements were monitored by the UNHCR-led Protection and Returns Monitoring Network (PRMN). Major Drivers include conflict and insecurity (37,000), Flood (6,000), Other Reasons (6,000).

PRMN recorded Galgaduud (11,860) region, the highest number of internal displacements in March followed by Bay region (11,540) due to Conflict and Insecurity. Similarly Gedo (2,130) and Middle Juba (2,030) regions were recorded as the highest displacement due to flood.

38,867
Refugees & Asylum-Seekers

At the end of March 2024, there were 38,867 refugees and asylum-seekers registered in Somalia, mainly from Ethiopia (25,459 asylum seekers and refugees), Yemen (11,362 refugees and asylum seekers) and Syria (1,566 refugees and asylum seekers). The remaining 480 of the people we serve were from other countries.

Region	Ethiopia	Yemen	Other
Woq. Galbeed	10,844	5,883	1,477
Bari	8,479	1,879	113
Nugaal	2,989	242	21
Mudug	1,698	80	51
Togdheer	188	156	47
Sanaag	127	19	4
Awdal	295	182	9
Banadir	12	2,770	324
Sool	7	12	-
Middle Shabelle	-	3	-
Lower Shabelle	-	130	-
Other	-	-	-
TOTAL	25,459	11,362	2,046

9,056
Refugee Returnees (2020 - 2024)

Since January 2020, 9,056 Somali refugees have returned to Somalia. This figure includes Voluntary Repatriation from Kenya (923) and Assisted Spontaneous Returnees (ASR) from Yemen (2,345) and other countries (373). Approximately (4,741) Somalis were monitored as arriving spontaneously from Yemen since January 2020.

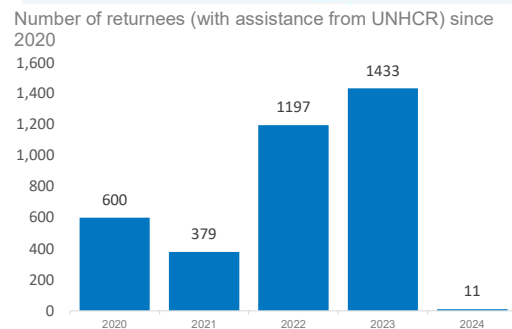
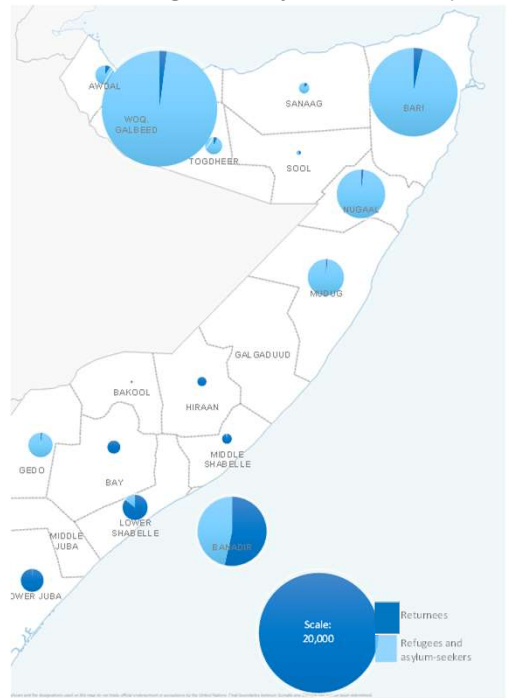
Region	Kenya	Yemen	Other
Lower Juba	462	271	30
Banadir	411	3,132	319
Bay	50	202	25
Togdheer	-	29	3
Mudug	-	31	8
Awdal	-	49	7
Bari	-	389	67
Gedo	-	21	14
Nugaal	-	60	10
Hiraan	-	130	23
Woq. Galbeed	-	413	347
Other	-	2,422	131
TOTAL	923	7,149	984

Population of concern

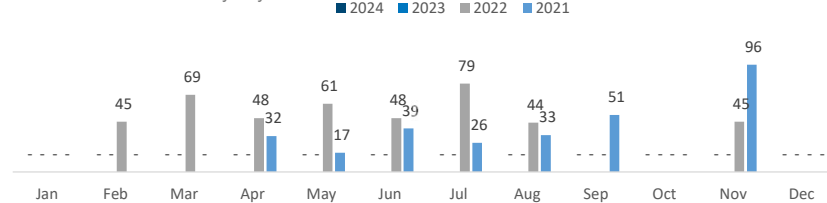
IDPs	3,864,000
Asylum Seekers	20,607
Refugees	18,260
Refugee Returnees	9,056

*Estimated internally displaced persons as of March 2024 (Source: Somalia UN IDP - WG)

Returnees, refugee and asylum seekers map



Somali returnees from Kenya by month



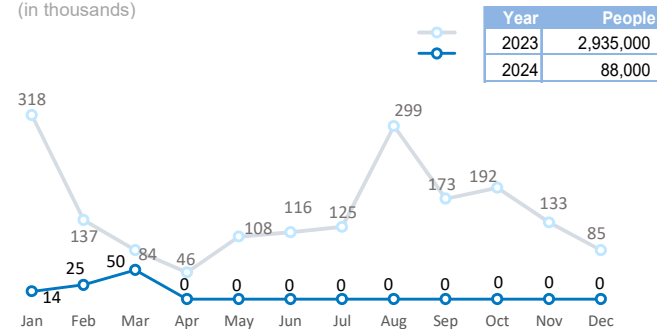
Assisted spontaneous returnees from Yemen by month



Somalia Internal DISPLACEMENT

Displacements monitored by UNHCR Protection and Return Monitoring Network (PRMN)

Monthly internal displacement (2023 - 2024)
(in thousands)



2024 displacement reasons

Conflict/Insecurity	52,000
Other	20,000
Total	16,000

2024 top Arrival regions

Gedo	16,000
Bay	15,000
Galgaduud	12,000
Lower Juba	10,000
Middle Juba	8,640
Banadir	8,118
Bari	3,619
Nugaal	2,910
Total (approx.)	88,000

March 2024 displacement reasons

Conflict/Insecurity	37,000
Flood	6,000
Total	6,000
Other	50,000

March 2024 top Arrival regions

Bay	13,000
Galgaduud	12,000
Gedo	6,000
Middle Juba	3,000
Lower Juba	3,094
Hiraan	2,420
Lower Shabelle	1,807
Middle Shabelle	1,645
Other	(7,034)
Total	50,000

[Somalia: Global Focus](#) - [Somalia: Information sharing portal](#) - [UNHCR Somalia](#) - [@UNHCRSom](#) - [Facebook: UNHCR Somalia](#) - [Somalia internal displacement](#)

UNHCR is grateful for the generous contributions of donors who have directly contributed to the UNHCR Somalia operation in 2024