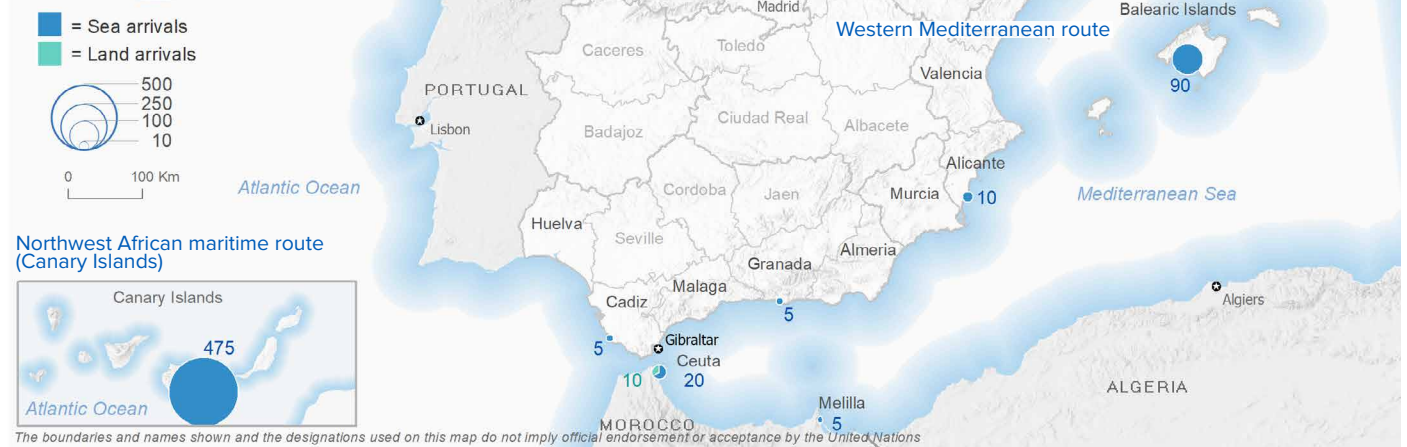


SPAIN Weekly snapshot - Week 14 (1 - 7 Apr 2024)

The charts below are based on figures from the Ministry of Interior and UNHCR estimates. All figures are provisional and subject to change

Refugees & migrants: sea and land arrivals in week 14¹



Arrivals in Spain

17,192
 Arrivals as of 7 Apr 2024²
+246%
 Dif. 2023

17,053
 Sea Arrivals²
 Dif. 2023: **+254%**

139
 Land Arrivals²
 Dif. 2023: **-4%**

617
 Arrivals Week 14¹
 Dif. last week: **+17%**
 Dif. 2023: **+4%**

Western Mediterranean

3,419
 Arrivals as of 7 Apr 2024²
+38%
 Dif. 2023

3,280
 Sea Arrivals²
 Dif. 2023: **+41%**

139
 Land Arrivals²
 Dif. 2023: **-4%**

141
 Arrivals Week 14¹
 Dif. last week: **+53%**
 Dif. 2023: **-55%**

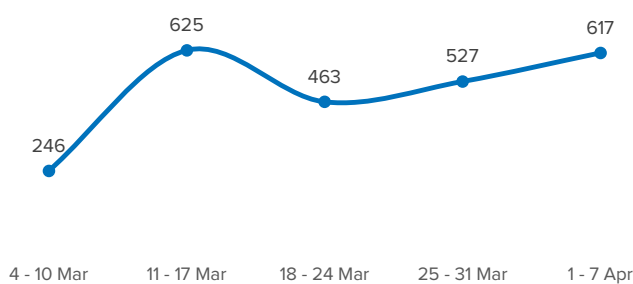
Northwest African maritime (Canary Islands)

13,773
 Arrivals as of 7 Apr 2024²
+452%
 Dif. 2023

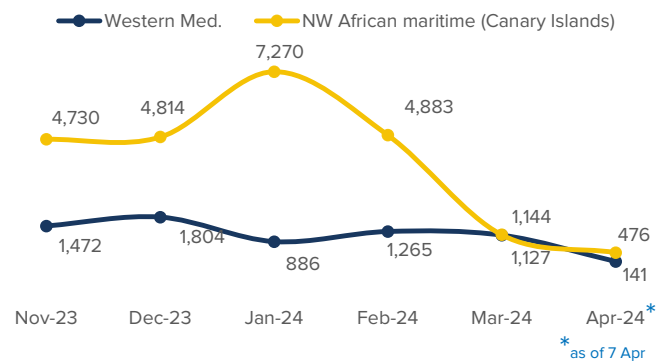
13,773
 Sea Arrivals²
 Dif. 2023: **+452%**

476
 Arrivals Week 14¹
 Dif. last week: **+9%**
 Dif. 2023: **+70%**

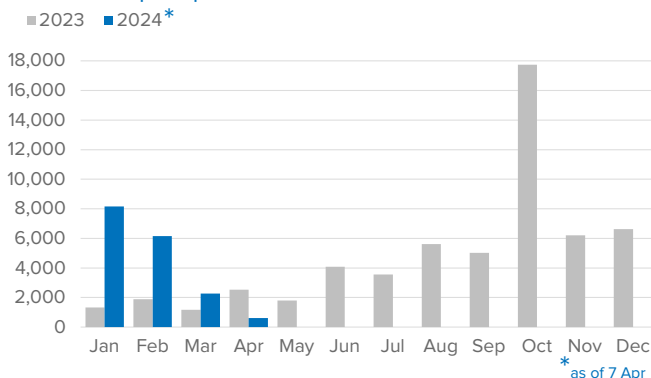
Arrivals in Spain during the last five weeks¹



Arrivals in Spain by route during the last six months²



Arrivals in Spain per month²



Arrivals in Spain per year²

