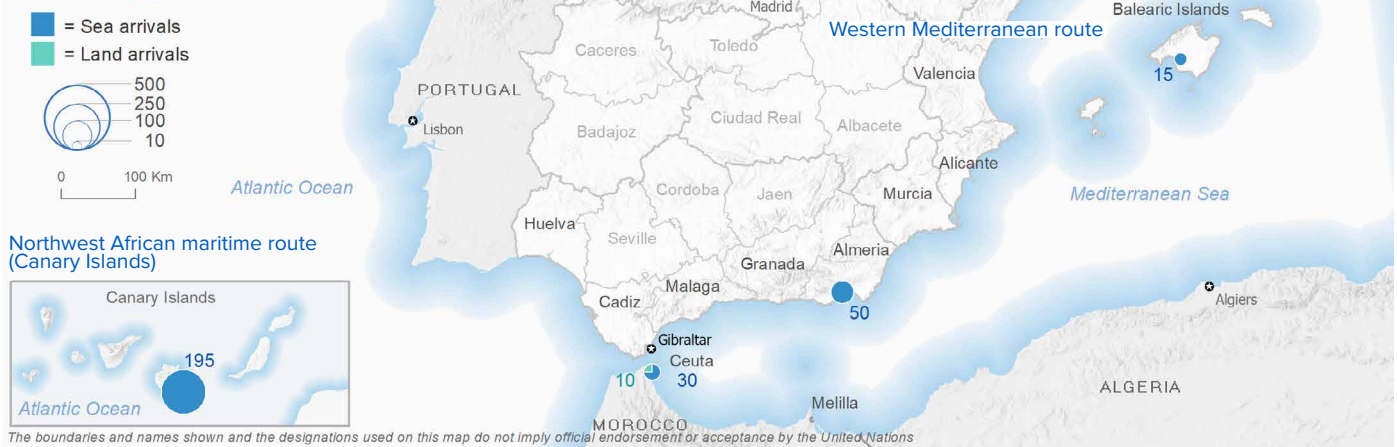


# SPAIN Weekly snapshot - Week 15 (8 - 14 Apr 2024)

The charts below are based on figures from the Ministry of Interior and UNHCR estimates. All figures are provisional and subject to change

## Refugees & migrants: sea and land arrivals in week 15<sup>1</sup>



### Arrivals in Spain

**17,489**  
 Arrivals as of  
 14 Apr 2024<sup>2</sup>

**+215%**  
 Dif. 2023

**17,342**  
 Sea Arrivals<sup>2</sup>  
 Dif. 2023: +221%

**147**  
 Land Arrivals<sup>2</sup>  
 Dif. 2023: -6%

**297**  
 Arrivals Week 15<sup>1</sup>  
 Dif. last week: -52%  
 Dif. 2023: -50%

### Western Mediterranean

**3,520**  
 Arrivals as of  
 14 Apr 2024<sup>2</sup>

**+27%**  
 Dif. 2023

**3,373**  
 Sea Arrivals<sup>2</sup>  
 Dif. 2023: +29%

**147**  
 Land Arrivals<sup>2</sup>  
 Dif. 2023: -6%

**101**  
 Arrivals Week 15<sup>1</sup>  
 Dif. last week: -28%  
 Dif. 2023: -67%

### Northwest African maritime (Canary Islands)

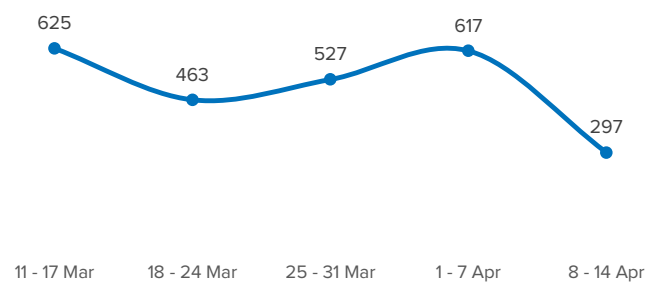
**13,969**  
 Arrivals as of  
 14 Apr 2024<sup>2</sup>

**+404%**  
 Dif. 2023

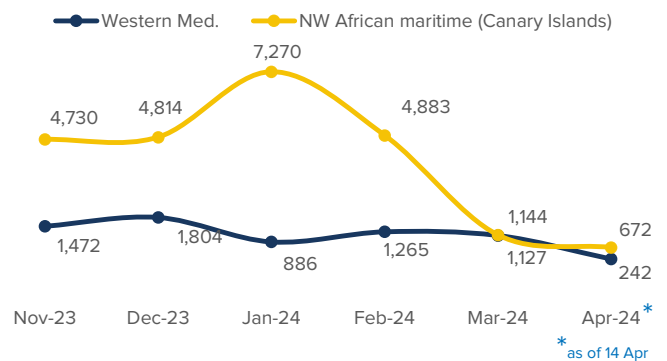
**13,969**  
 Sea Arrivals<sup>2</sup>  
 Dif. 2023: +404%

**196**  
 Arrivals Week 15<sup>1</sup>  
 Dif. last week: -59%  
 Dif. 2023: -30%

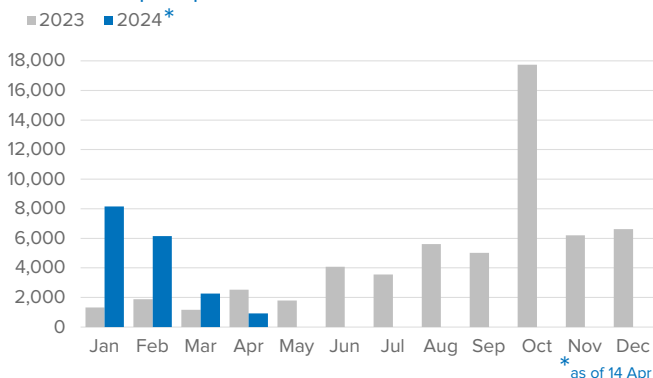
## Arrivals in Spain during the last five weeks<sup>1</sup>



## Arrivals in Spain by route during the last six months<sup>2</sup>



## Arrivals in Spain per month<sup>2</sup>



## Arrivals in Spain per year<sup>2</sup>

