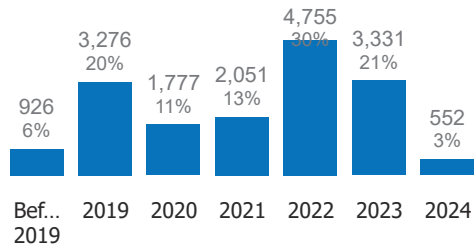


552

Movements captured in BIMS (Biometric Identity Management System) in Southern Africa region during the reporting period

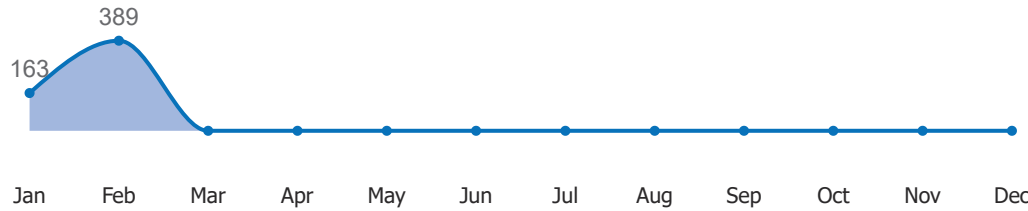
Movement trends by Year



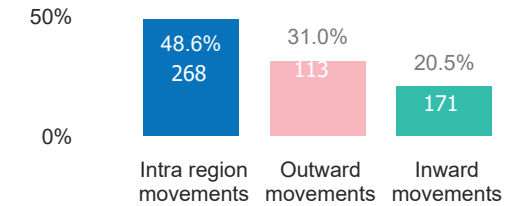
Profile of persons on the move

The individuals moving cross-border within the region include vulnerable profiles with the top three being those with Serious medical condition (21%), Single parent (18%) and Disability (16%). On a socio-economic overview, there are unemployed (19%), students (36%) and skilled (12%). The top three recorded skills include Personal Services Workers (11%), Agricultural, Forestry and Fishery Labourers (11%) and Subsistence Farmers, Fishers, Hunters and Gatherers (11%). Language proficiencies include Swahili (32%), English (21%) and French (11%).

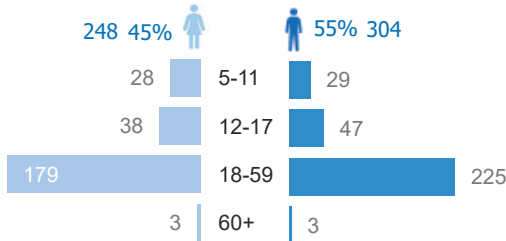
Movements trend by Month (in 2024)



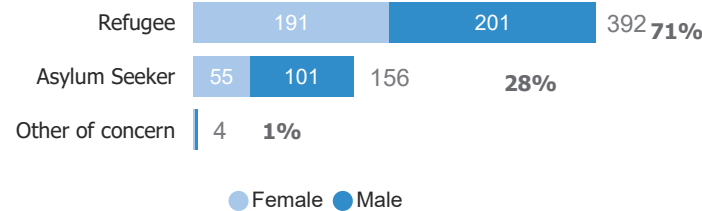
Direction of Movements



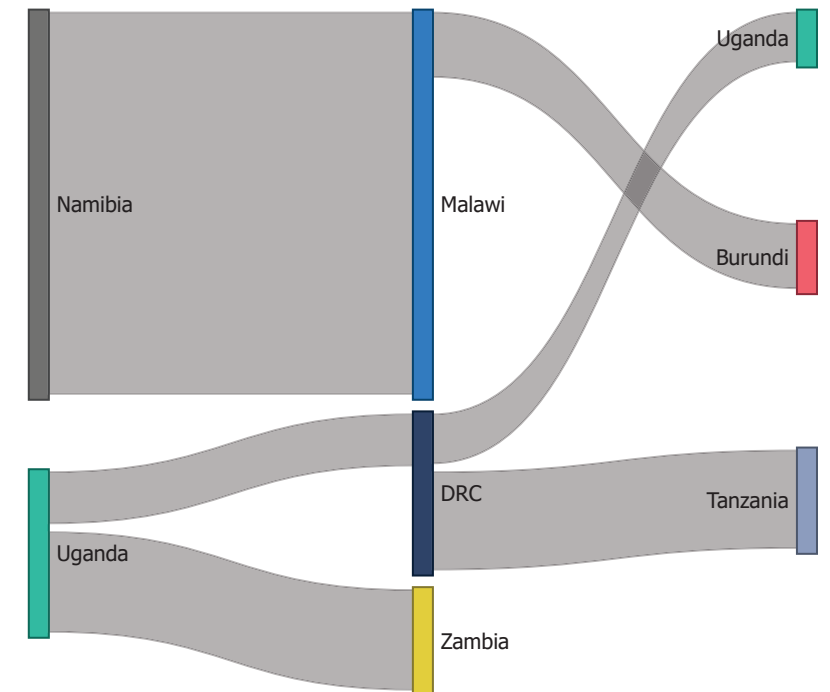
Movers demographics



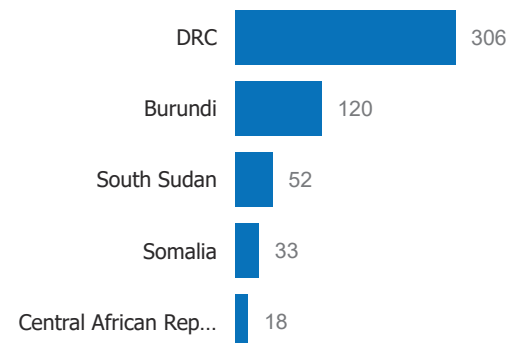
Movements by Legal status and Gender of movers



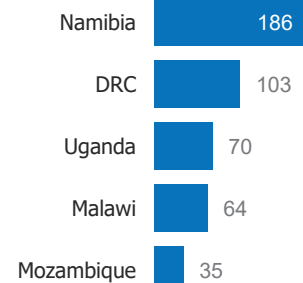
Onward movements (flow of 50 persons or above)



Top 5 Nationalities on the move



Top 5 Countries where refugees and asylum seekers are moving from?



Top 5 Countries where refugees and asylum seekers are moving to?

