



Key figures

 **30,108**
People arriving from Sudan

 **9,138**
Households


 **23,950**
Refugees

 **6,158**
Spontaneous returnees

 **13**
Host locations

 **84%**
Refugees are women and children

 **15,373**
People registered (Biometric)

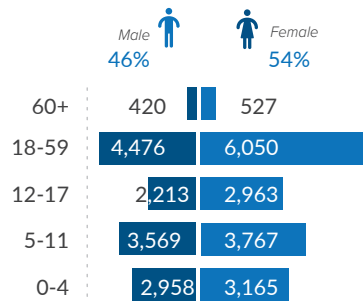
 **6,154**
Households registered (Biométric)

Context

Since mid-April 2023, following the violent crisis that erupted in Sudan between the Sudanese Armed Forces (SAF), and the Rapid Support Forces (RSF), the Central African Republic (CAR) is receiving thousands of Sudanese refugees through several border crossings, majority coming through Am-dafock, in the Vakaga region of CAR. UNHCR and the National Commission for Refugees (CNR) are coordinating border monitoring, reception, screening, and registration of new arrivals. Along with the CNR and the humanitarian community (including UN Agencies, International and Local NGO's) UNHCR has been providing lifesaving assistance including protection services, food, CRIs, emergency shelter, health care and education in Korsi, a settlement identified by the government in Birao town, Vakaga Prefecture, 65 km from Am-dafock border. Some 10,000 Sudanese refugees are also scattered in hard-to reach locations outside of Vakaga prefecture and in need of assistance and protection. In addition, over 6,500 Central Africans who lived as refugees in Darfur have been forced to return to CAR in adverse conditions.







Total number by age, sex breakdown



REFUGEES PRESENCE

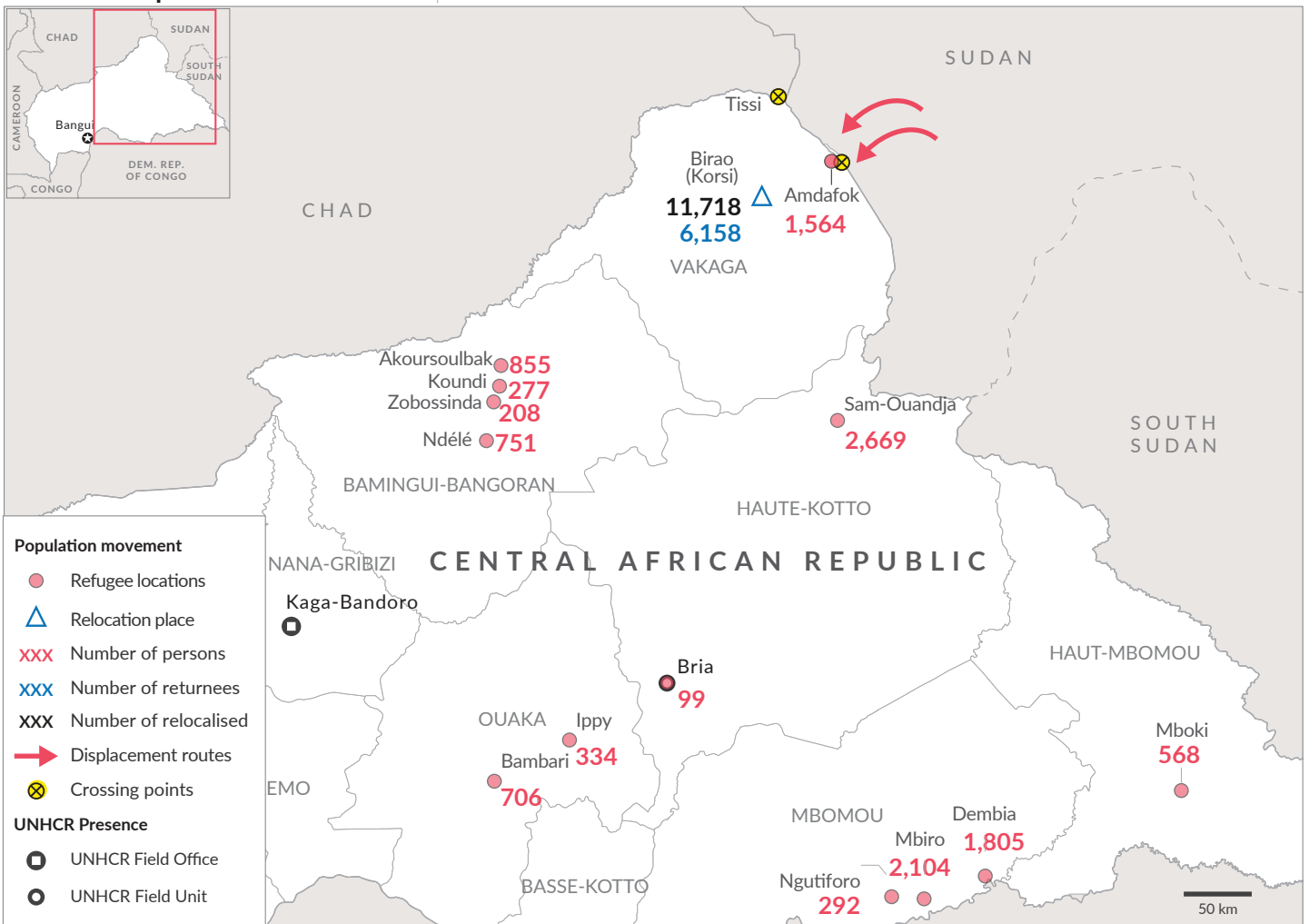
- **At Birao (Korsi)**

-  **11 718** Refugees
-  **849** Assisted Relocations
-  **10 869** Spontaneous arrivals
-  **07** Convoys

- **Elsewhere**

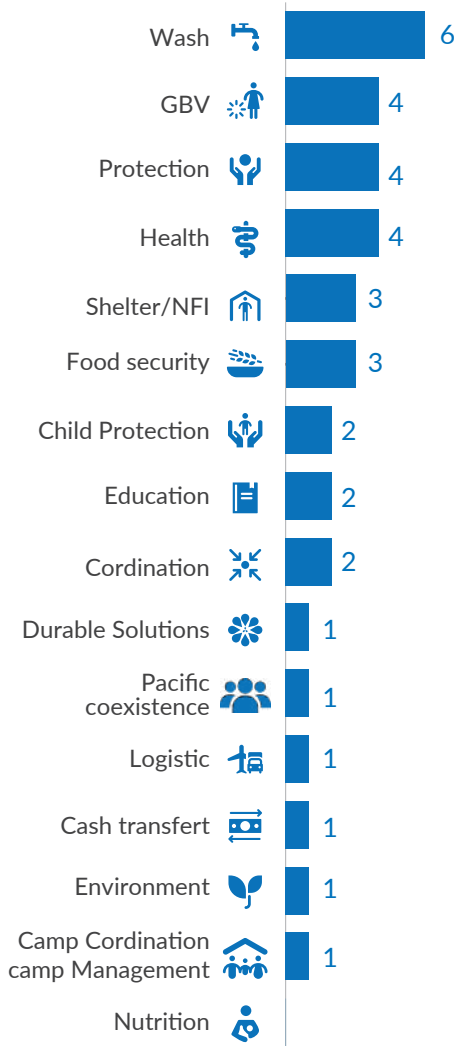
 **11 718** Refugees

Situation map



The boundaries and names shown and the designations used on this map do not imply official endorsement or acceptance by the United Nations
Sources : UNHCR, Central African Republic Gouvernement

Number of organizations by sector



Operational presence

 1

Location with
actors presence

 15

Sectors intervention


 18

Organizations
represented

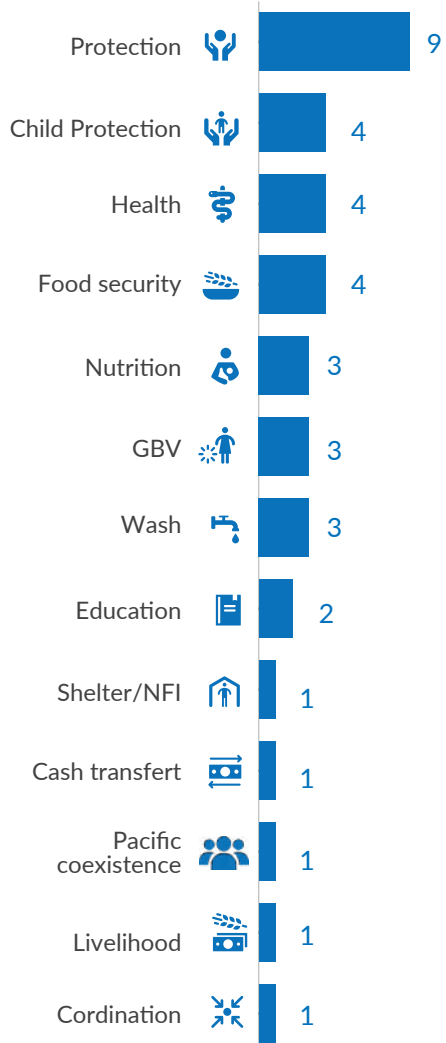


- International NGO: 6
- UN Agencies: 7
- National NGO: 3
- Gouvernement Services: 2


Operational presence
of actors by sector



Number of organizations by sector



Operational presence

 **10**
Location with actors presence

 **13**
Intervention sectors reported

 **17**
Organizations represented



Operational presence of actors by sector

