

In April 2024, **52,000** new internal displacements were monitored by the UNHCR-led Protection and Returns Monitoring Network (PRMN). Major drivers include **conflict and insecurity (14,000)**, **flood (33,000)**, **other reasons (5,000)**.

In 2024, PRMN recorded in **Bay region (15,280)**, the highest number of internal displacements departure in April followed by **Mudug region (12,940)** due to conflict and insecurity. Similarly **Lower Juba (26,550)** and **Bay (8,770)** regions were recorded as the highest displacement departure due to flood.

39,025
Refugees & Asylum-Seekers

At the end of April 2024, a total of 39,025 refugees and asylum-seekers are registered in Somalia, mainly from **Ethiopia (25,504 asylum seekers and refugees)**, **Yemen (11,445 refugees and asylum seekers)** and **Syria (1,576 refugees and asylum seekers)**. The remaining **500** registered are from other countries.

Region	Ethiopia	Yemen	Other
Woq. Galbeed	10,874	5,938	1,498
Bari	8,480	1,900	117
Nugaal	3,000	243	24
Mudug	1,702	82	52
Togdheer	188	156	47
Sanaag	127	19	4
Awdal	295	185	9
Banadir	12	2,772	325
Sool	7	12	-
Middle Shabelle	-	3	-
Lower Shabelle	-	130	-
Other	-	-	-
TOTAL	25,504	11,445	2,076

9,095
Refugee Returnees (2020 - 2024)

Since January 2020, **9,095** Somali refugees have returned to Somalia. This figure includes **Voluntary Repatriation from Kenya (923)** and **Assisted Spontaneous Returnees (ASR) from Yemen (2,345)** and other countries (373). Approximately **4,741** Somalis were monitored as arriving spontaneously from Yemen since January 2020.

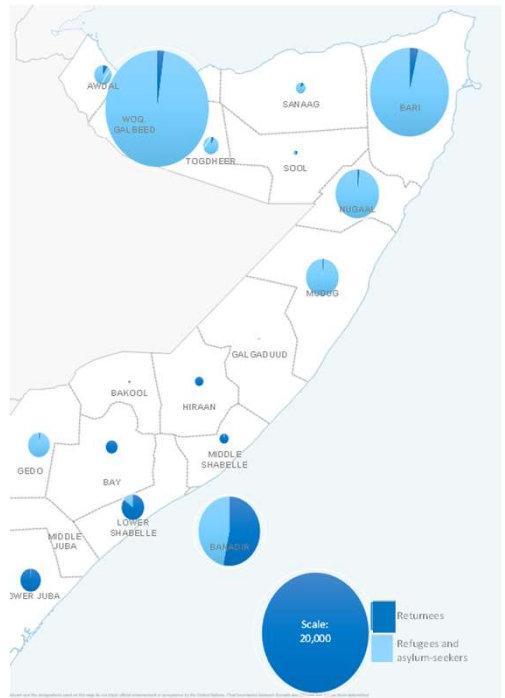
Region	Kenya	Yemen	Other
Lower Juba	462	271	30
Banadir	411	3,132	320
Bay	50	202	25
Togdheer	-	29	3
Mudug	-	31	8
Awdal	-	49	7
Bari	-	406	67
Gedo	-	21	14
Nugaal	-	60	10
Hiraan	-	130	23
Woq. Galbeed	-	425	366
Other	-	2,412	131
TOTAL	923	7,168	1,004

People we work with and for

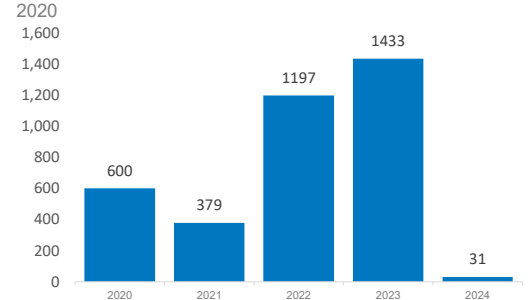
IDPs	3,864,000
Asylum Seekers	20,665
Refugees	18,360
Refugee Returnees	9,095

*Estimated internally displaced persons as of March 2024 (Source: Somalia UN IDP - WG)

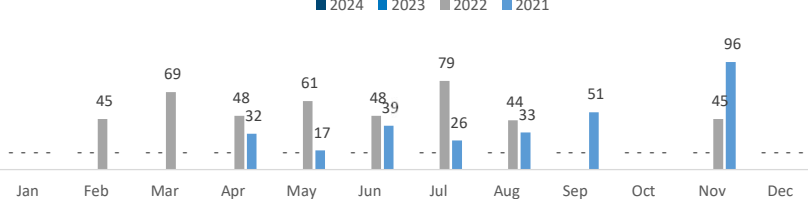
Returnees, refugee and asylum seekers map



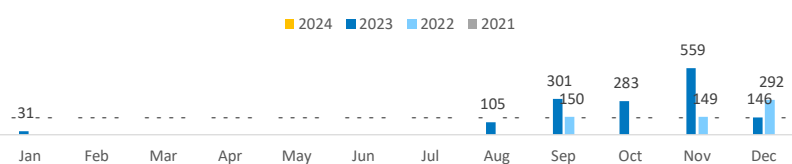
Number of returnees (with assistance from UNHCR) since 2020



Somali returnees from Kenya by month



Assisted spontaneous returnees from Yemen by month

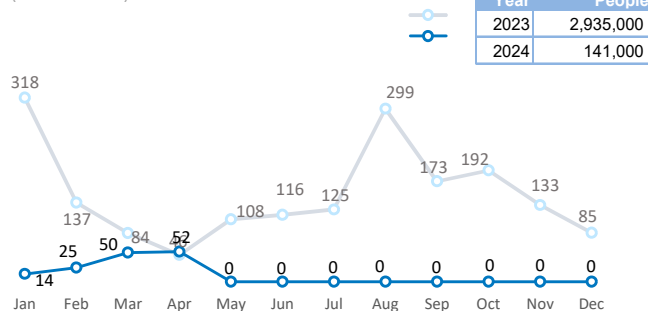


Somalia Internal DISPLACEMENT

Displacements monitored by UNHCR Protection and Return Monitoring Network (PRMN)

Monthly internal displacement (2023 - 2024)

(in thousands)



2024 displacement reasons

Conflict/Insecurity	67,000
Flood	49,000
Total	25,000

April 2024 displacement reasons

Flood	33,000
Conflict/Insecurity	14,000
Other	5,000
Total	52,000

2024 top Arrival regions

Lower Juba	42,000
Gedo	20,000
Bay	18,000
Galgaduud	12,000
Middle Juba	11,006
Banadir	10,239
Bari	5,279
Middle Shabelle	4,410
Total (approx.)	141,000

April 2024 top Arrival regions

Lower Juba	32,000
Gedo	4,000
Bay	3,000
Middle Juba	2,000
Banadir	2,121
Middle Shabelle	2,119
Bari	1,660
Nugaal	1,445
Other	(3,655)
Total	52,000