

This dashboard provides a weekly update on UNHCR-assisted Afghan nationals returning from Pakistan. It details both voluntary repatriation as well as forced returns. It categorizes the total numbers of returns by age, gender and documentation type, offering a clear demographic snapshot. Additionally, the infographic traces the flow of returnees from January to present, highlighting trends and changes over time. This visual representation serves as a vital tool for understanding the dynamics of Afghan nationals return, aiding stakeholders in making informed decisions and assessments regarding their integration and support.

Key Figures

1,420 UNHCR-assisted returns from Pakistan



- **884** Total VolRep returns (VRF)
- **536** Total FARE returns (Non-VRF)
- **203** Daily average (VRF+ non-VRF) returns

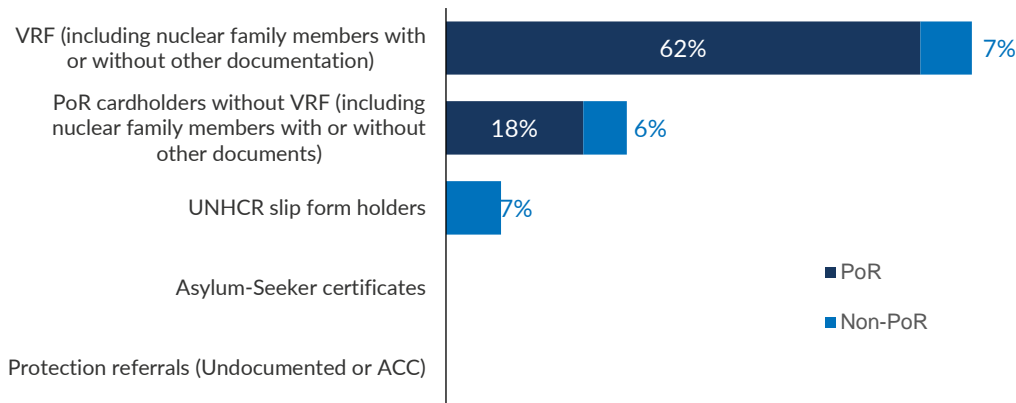


Age and Gender Analysis of returnees

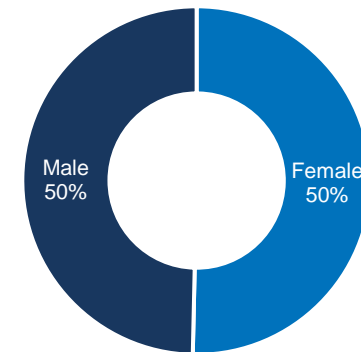
- **50%** of returnees are female
- **28%** of returnee households are female-headed
- **57%** of returnees are below 18

Demographic Breakdown

Returns by documentation type



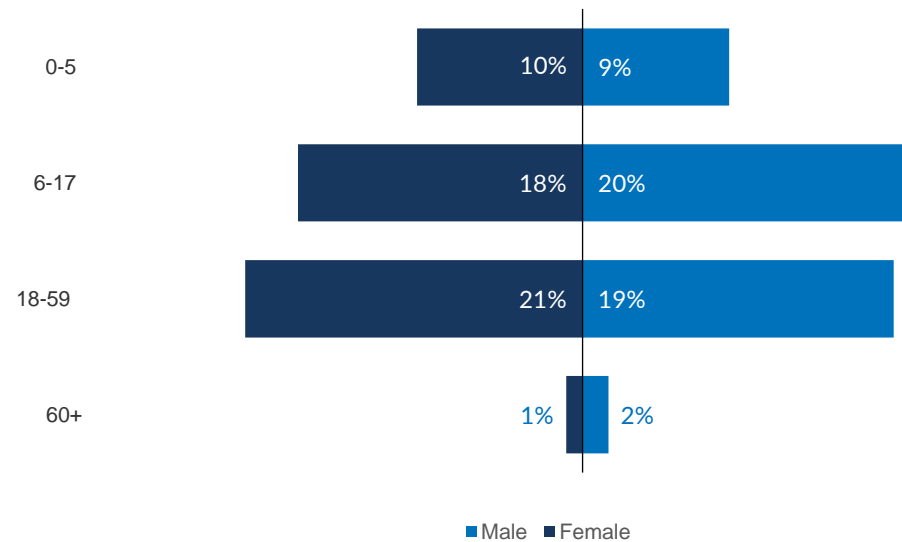
Gender breakdown of returnees



Gender Breakdown of returnees by Return Category

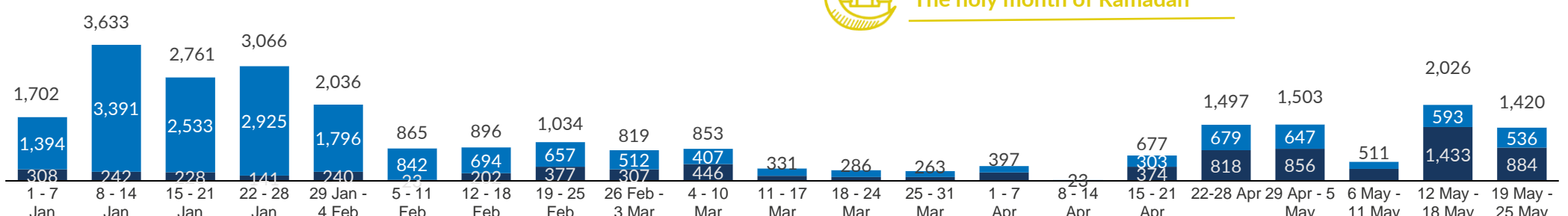
Return category	Male	Female	Total
VRF	443	441	884
POR cardholders (inc. family members with or without other documents)	162	175	337
Slip holders	55	48	103
Undocumented member of VRF family	45	51	96
Asylum seeker certificate holder	0	0	0
Protection referral	0	0	0
Grand Total	705	715	1,420

Age and Gender breakdown of returnees



Year-to-date Return Trends

■ Voluntary Repatriation ■ FARE



The holy month of Ramadan