

SPAIN Weekly snapshot - Week 21 (20 - 26 May 2024)

The charts below are based on figures from the Ministry of Interior and UNHCR estimates. All figures are provisional and subject to change

Refugees & migrants: sea and land arrivals in week 21¹



Arrivals in Spain

21,881
 Arrivals as of 26 May 2024²
+160%
 Dif. 2023

21,693
 Sea Arrivals²
 Dif. 2023: +165%

188
 Land Arrivals²
 Dif. 2023: -16%

496
 Arrivals Week 21¹
 Dif. last week: +33%
 Dif. 2023: +23%

Western Mediterranean

4,664
 Arrivals as of 26 May 2024²
+13%
 Dif. 2023

4,476
 Sea Arrivals²
 Dif. 2023: +15%

188
 Land Arrivals²
 Dif. 2023: -16%

202
 Arrivals Week 21¹
 Dif. last week: +349%
 Dif. 2023: +20%

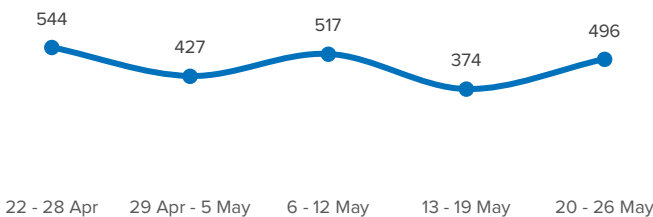
Northwest African maritime (Canary Islands)

17,217
 Arrivals as of 26 May 2024²
+301%
 Dif. 2023

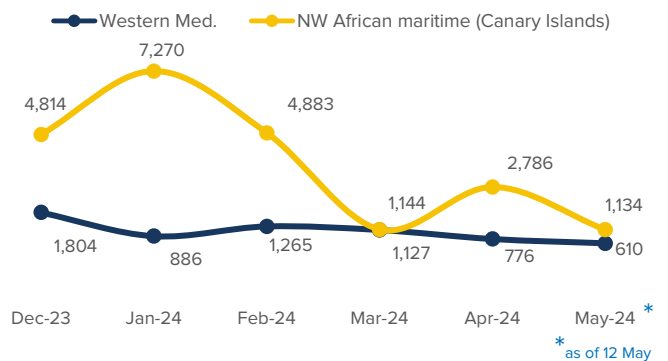
17,217
 Sea Arrivals²
 Dif. 2023: +301%

294
 Arrivals Week 21¹
 Dif. last week: -11%
 Dif. 2023: +24%

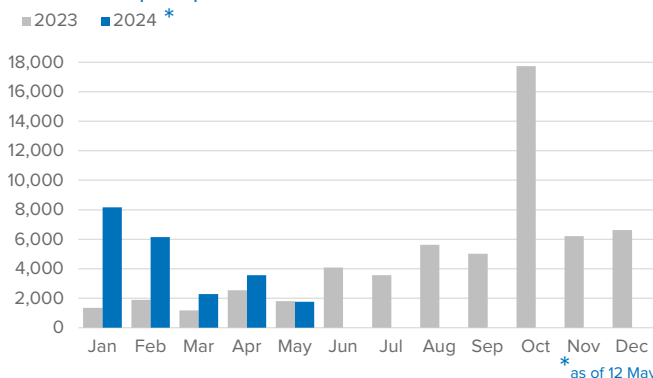
Arrivals in Spain during the last five weeks¹



Arrivals in Spain by route during the last six months²



Arrivals in Spain per month²



Arrivals in Spain per year²

