Environment & Energy Dashboard

Uganda Refugee Response Plan (RRP) 2024-2025

Q1 2024

January - March 2024

ENVIRONMENT OVERVIEW

OUTCOME 1: POCs access an environment where natural resources are managed through sustainable settlement land use plans

Results Analysis

At the end of Quarter one, 2.45 million tree seedlings had been raised in the National Forestry Authority (NFA) out of the 9.8 million tree seedlings targeted for 2024. These were ready for distribution to beneficiaries for planting. The mature seedlings were then used in the establishment of 205.4 hectares of woodlots of which 93.4% (192.4 ha) were in West Nile settlements and the rest in the host community in West Nile. In the southwest, no woodlot establishment was undertaken as the rains stabilised in April. In addition, some of the seedlings raised were used to maintain 606 hectares of already existing woodlots through gap filling. Of these, 44.2% (268ha), 33.2% (201.2 ha) and 22.6% (137ha) of woodlots were maintained in West Nile, South West and host community, respectively.

Challenges;

The heat wave in March 2024 which affected East Africa delayed the start of the first season rains in many parts of the country and the finalisation of the contract approval for the provision of teak stumps by the Solicitor General before they can be supplied for planting.

Key priorities;

For Quarter 2, priorities will be continued seedling production across all the nurseries for season 1 and 2 as well as distribution to beneficiaries; supply and distribution of teak root stumps; beating up and weeding; woodlot establishment; and restoration of Buhungiro and Ozubu Central Forest Reserves.

KEY PERFORMANCE INDICATORS AND ACTIVITY OUTPUTS

Output 1: Natural resources restored and managed sustainably

Hectares of woodlots established

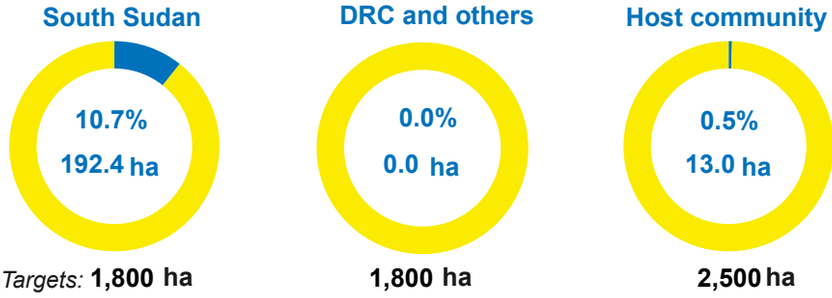

Hectares of woodlots maintained

2
Commemorations: World Wetlands Day and World Forests Day

36
Trainings on environmental management carried out

13
Radio shows on environment related programs

2,452,726
Assorted tree seedlings raised

41,084
Assorted tree seedlings distributed

2,390,126
Assorted seedlings remained

Seedlings planted over the years (in millions)

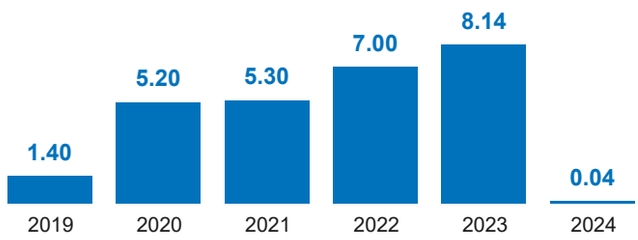

Area restored over the years (in hectares)

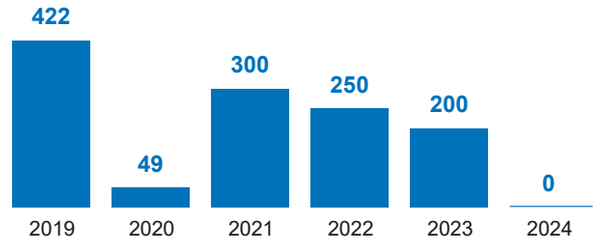

Achievements data: ActivityInfo **Author:** UNHCR Representation in Uganda **Feedback:** ugakaimug@unhcr.org **For more info:** https://data.unhcr.org/en/country/uga

Sectors contacts: John Paul Magezi (OPM) johnpaulmagezi@gmail.com Miriam Natabo (UNHCR) natabo@unhcr.org

Published: *May 2024*

Environment & Energy Dashboard

Uganda Refugee Response Plan (RRP) 2024-2025

Q1 2024

January - March 2024

ENERGY OVERVIEW

OUTCOME 2: POCs adopt and use affordable, reliable, sustainable and modern energy

Results Analysis

Out of the target of 75,000 households, 5,802 households were supported with energy-saving cookstoves to reduce their demand for wood fuel for cooking. This represents 7.8% achievement rate. Of these, 65.8% (3,821 households) were South Sudanese households, 10.7% (622 households) were Congolese households and 23.4% (1,359 households) were in the host community. In addition, 287 heat retaining baskets were made and distributed to beneficiaries in West Nile. The majority of the household stoves disseminated were the fixed rocket lorena type and stove construction was done with the help of 1,226 locally trained artisans. In addition, 7 energy-saving institutional cookstoves were constructed among institutions to reduce their wood consumption. Solar systems were installed at the UNHCR offices in Adjumani-Pakelle Sub Office (252kW) and the Yumbe Field Office (120kW) under the Green Financing Facility which aims to transition these offices from fossil fuels to renewable energy to reduce our carbon footprint. A partial commissioning was done for these systems whereby they are able to supply power during the day although without battery storage. At night, the offices are powered by diesel generators.

Challenges;

These include fewer partners reporting in ActivityInfo and power outages in Adjumani.

Key priorities;

KEY PERFORMANCE INDICATORS AND ACTIVITY OUTPUTS

Output 1: Access to energy efficient technologies and fuels for cooking

Households supported with clean and/or energy efficient technologies for cooking

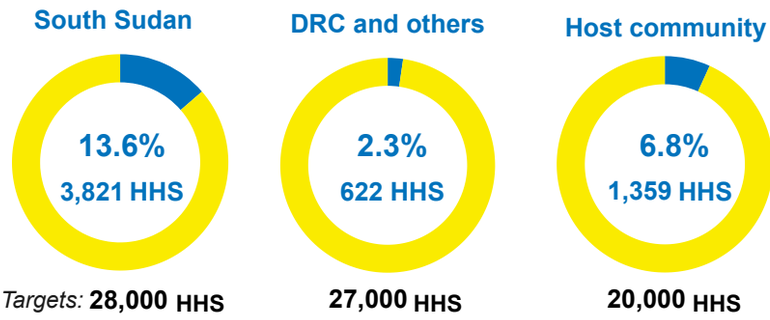

5,802
HHs supported with improved biomass energy- saving stoves

287
Heat-retaining baskets distributed

1,226
Local stove artisans trained

Households using clean and alternative fuels for cooking

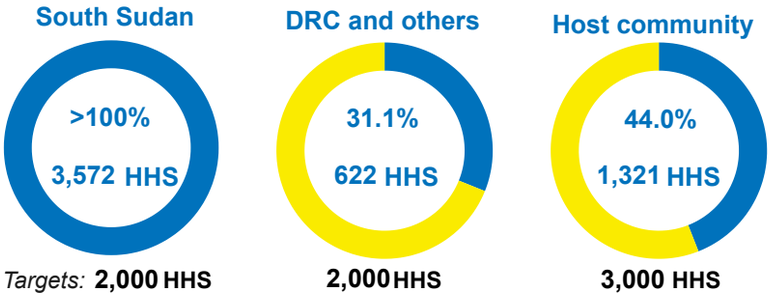

Local stove artisans trained

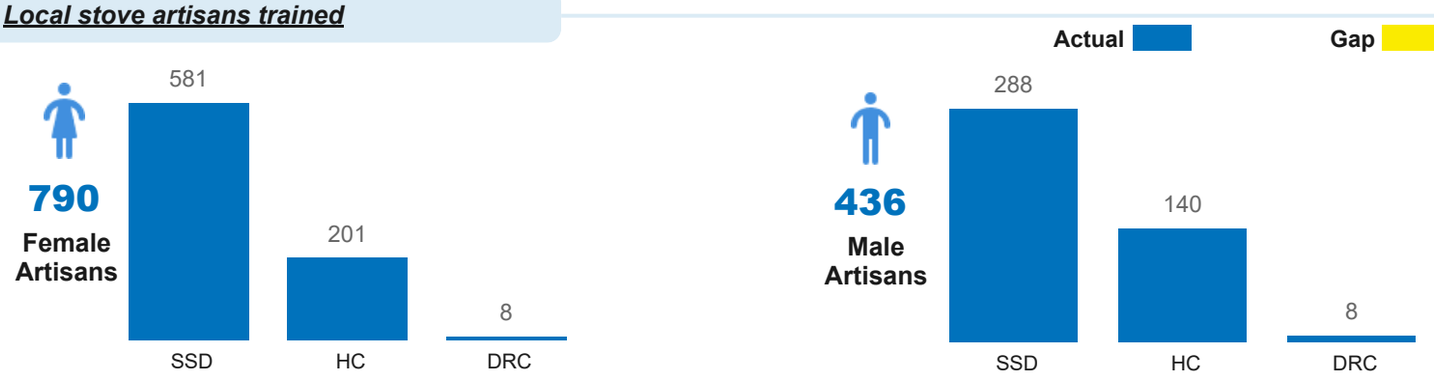

Environment & Energy Dashboard

Uganda Refugee Response Plan (RRP) 2024-2025

Q1 2024

January - March 2024

INSTITUTIONAL STRENGTHENING OVERVIEW

OUTCOME 3: Natural resource management and settlement planning integrated across all sectors

Intersector coordination

3 ECCDPG (Environment & Climate Change Development Partners Group) monthly coordination meetings held

1 Energy and Minerals Development Partners Group meeting attended

1 Natural Resources, Environment Climate Change, Land and Water Management Programme Working Group meeting attended

Water, Sanitation & Hygiene

43% of water pumped through renewable energy

4.2MW of installed renewable energy for water supply

Education

52 School(s) solarized

FUNDING

13 Partners

48M Total funding required

$1.5M	$46.5M
3% Received	97% Gap

Partners

ALIGHT | African Women and Youth Action for Development (AWYAD) | DanChurchAid (DCA) | Joint Energy and Environment Projects (JEEP) | Lutheran World Federation (LWF) | National Forestry Authority (NFA) | Nsamizi Training Institute for Social Development (Nsamizi) | Save the Children International (SCI) | World Vision International (WVI) | Ayuda en Acción (AyudaEA) | I CAN South Sudan (I CAN SSD) | Lamwo District Local Government (Lamwo DLG) | Malteser International

Achievements data: ActivityInfo **Author:** UNHCR Representation in Uganda **Feedback:** ugakaimug@unhcr.org **For more info:** https://data.unhcr.org/en/country/uga

Sectors contacts: John Paul Magezi (OPM) johnpaulmagezi@gmail.com Miriam Natabo (UNHCR) natabo@unhcr.org

Published: *May 2024*

Environment & Energy Dashboard

Uganda Refugee Response Plan (RRP) 2024-2025

Q1 2024

January - March 2024

Operational presence by Location

District	Location Type	Location Name	Partner Name
All	All	All	All

Refresh page

Hover over bubbles to see the partners in each location, the bigger the bubble, the higher the number of partners in that location

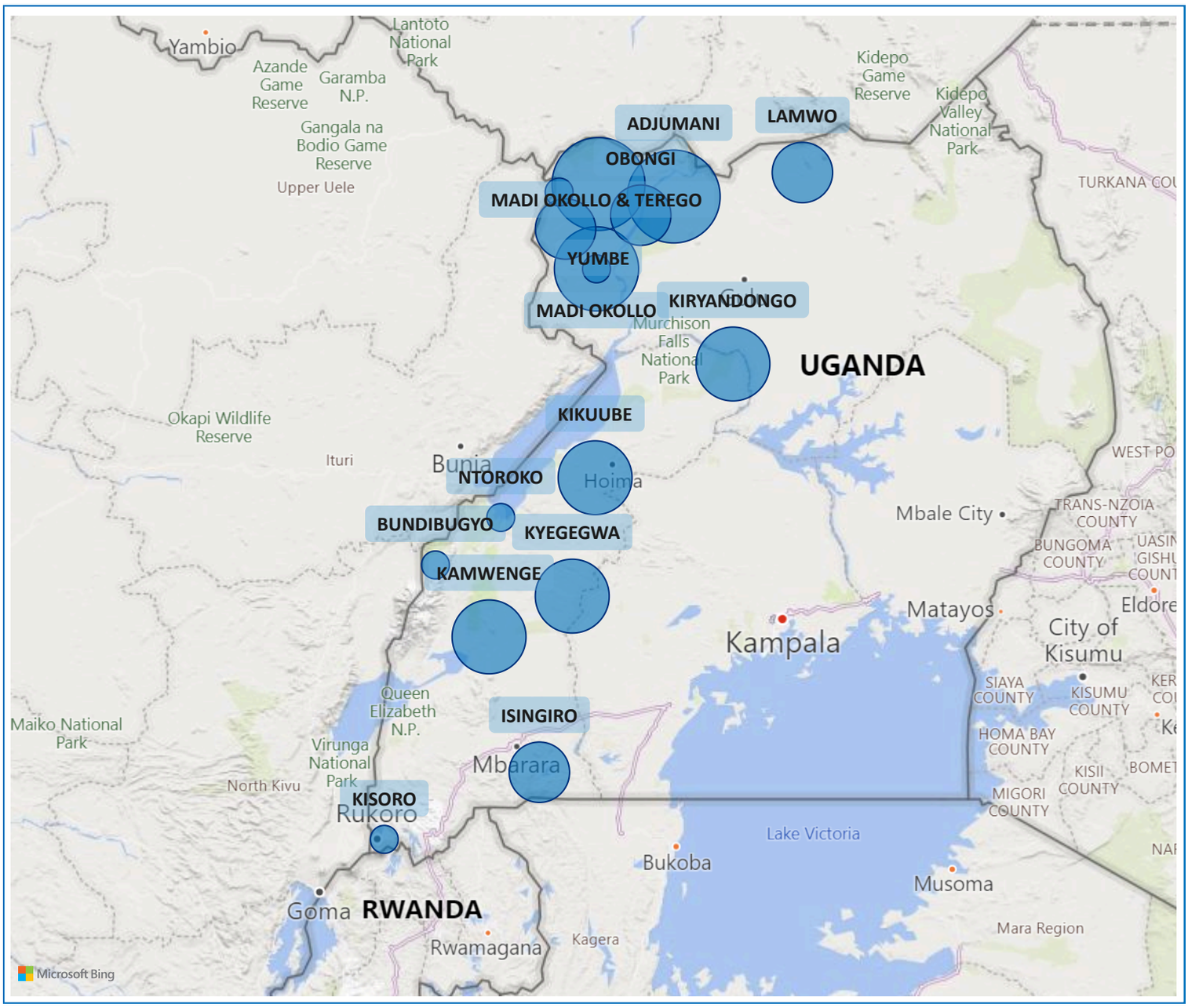

Achievements data: ActivityInfo **Author:** UNHCR Representation in Uganda **Feedback:** ugakaimug@unhcr.org **Published:** May 2024

For more info: https://data.unhcr.org/en/country/uga

Link to: Interactive dashboard

Scan QR code to access the dashboard online

Environment & Energy Dashboard

Uganda Refugee Response Plan (RRP) 2024-2025

Q1 2024

January - March 2024

Performance Indicator summary

OUTCOME 1: ENVIRONMENT

# of Hectares of wetlands restored and protected

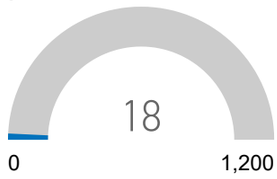

Hectares of woodlots/ plantations established

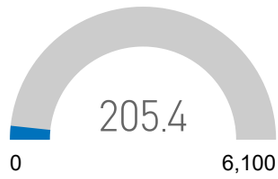

# of Hectares of woodlots/ plantations maintained

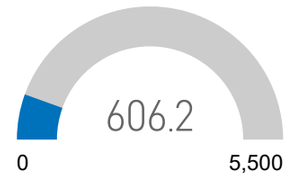

# of awareness and sensitization radio shows conducted

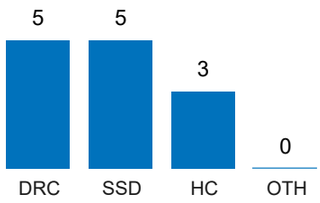

# of environment sensitization trainings conducted

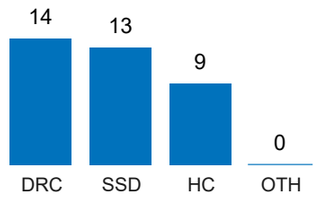

OUTCOME 2: ENERGY

# of HHs supported with clean and energy efficient technologies for cooking

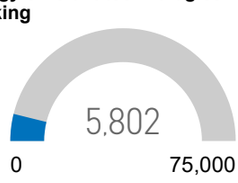

# of HHs using clean and alternative fuels for cooking

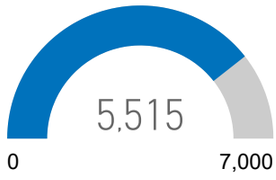

# of institutions using energy efficient cooking technologies

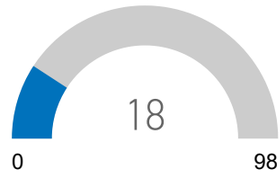

# of local artisans trained, certified in construction of energy efficient technologies

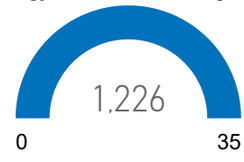

# of Individuals trained as TOTs

# of trained/ certified technicians for installation, repair and maintenance of sol...

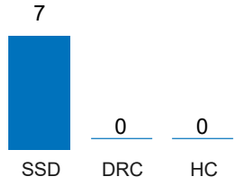

# of sensitizations conducted on energy saving practices

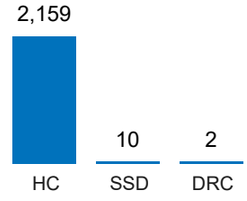

# of energy saving stoves made

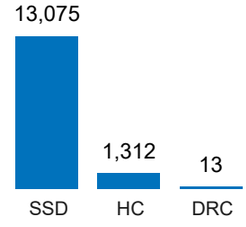

# of beneficiaries receiving through cash for work in Environment and Energy activities

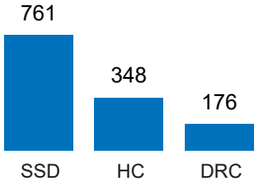

Total cash value of cash for work (UGX)

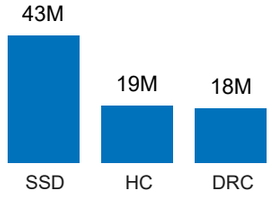

Indicator Performance Matrix*

Indicator name	Target	Value	Variance
# of hectares for wetlands, lakeshores and riverbanks restored and protected	100	7	93
# of hectares of CFRs and LFRs restored and maintained	1,100	11	1089
# of hectares of woodlots/plantations established	11,950	205	11745
# of hectares woodlots/plantations maintained	10,750	606	10144
# of hh supported with clean and/or energy efficient technologies for cooking	135,100	5,802	129298
# of hh using clean and alternative fuels for cooking	7,000	5,515	1485
# of institutions using energy efficient cooking technologies	98	18	80
# of local artisans trained, certified and engaged in construction/ fabrication of energy efficient cooking tehcnologies	35	1,226	-1191
# of tonnes of briquettes produced for cooking (broken down by used for own consumption and sold)	95	0	95
# of trained and certified technicians for installation, repair and maintenance of solar street lights	0	7	-7

Note: *Data in the indicator performance matrix* shows cumulative progress as of current reporting period*